



US00D412470S

United States Patent [19]
Downey

[11] **Patent Number: Des. 412,470**

[45] **Date of Patent: ** Aug. 3, 1999**

[54] **TIRE TREAD**

[75] Inventor: **William Alexander Downey**,
Simpsonville, S.C.

[73] Assignee: **Michelin Recherche et Technique**,
S.A., Switzerland

[**] Term: **14 Years**

[21] Appl. No.: **29/090,665**

[22] Filed: **Jul. 14, 1998**

[51] **LOC (6) Cl.** **12-15**

[52] **U.S. Cl.** **D12/141; D12/146**

[58] **Field of Search** D12/136, 138,
D12/140-152; 152/209 RR, 209 NS, 209 AS,
209 AG, 209 BY, 209 LG, 209 RB, 209 DP

[56] **References Cited**

U.S. PATENT DOCUMENTS

D. 339,778	9/1993	Himuiro et al.	D12/147
D. 349,672	8/1994	Semiya et al.	D12/147
D. 349,673	8/1994	Semiya et al.	D12/147
D. 352,489	11/1994	Breny et al.	D12/147
D. 354,028	1/1995	Hutz	D12/146
D. 392,226	3/1998	Howard et al.	D12/141

OTHER PUBLICATIONS

Gillette Sprint G/T Radial Tire, 1996 Tread Design Guide, p. 31, Feb. 1996.

Tread Design Guide, 1991, p. 40, Kleber C4T.

Tread Design Guide, 1996, p. 12, Bridgestone Turanza H.

Tread Design Guide, 1996, p. 49, Michelin MX 4.

Tread Design Guide, 1997, p. 26, Duralon Vertex IV.

Tread Design Guide, 1997, p. 51, Michelin Energy MXV4.

Primary Examiner—Robert M. Spear

Attorney, Agent, or Firm—Alan A. Csontos; Robert R. Reed

[57] **CLAIM**

The ornamental design for a tire tread, as shown and described.

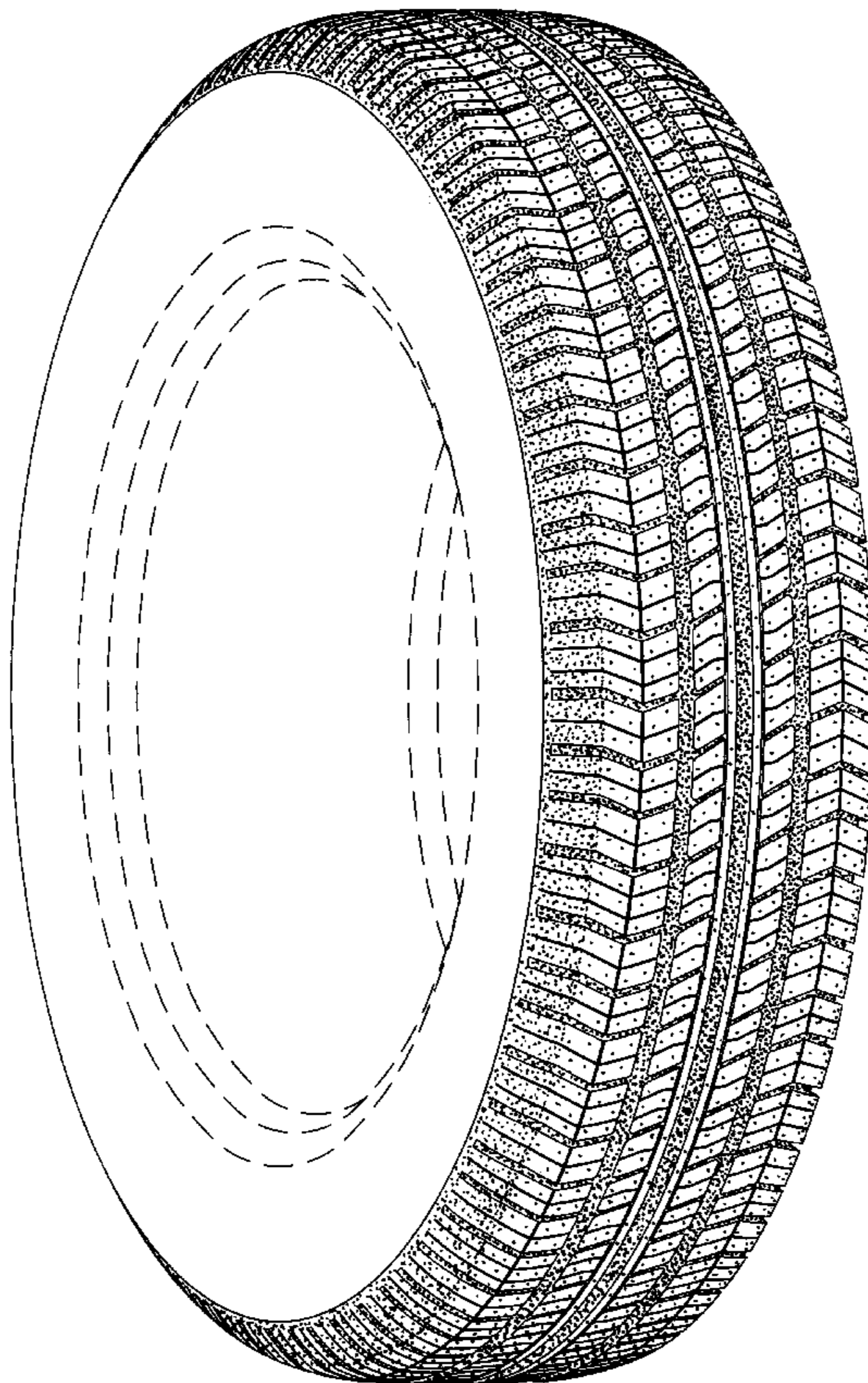
DESCRIPTION

FIG. 1 is a perspective view of a tire tread showing my new tire tread design, it being understood that the tire tread has a pattern repeated over the outer circumference and shoulder of a tire, the opposite side being the same as that illustrated; and,

FIG. 2 is a enlarged fragmentary front elevation view of the tire tread thereof.

The broken line disclosure of a tire sidewall and inner bead is for illustrative purposes only and forms no part of the claimed design.

1 Claim, 2 Drawing Sheets



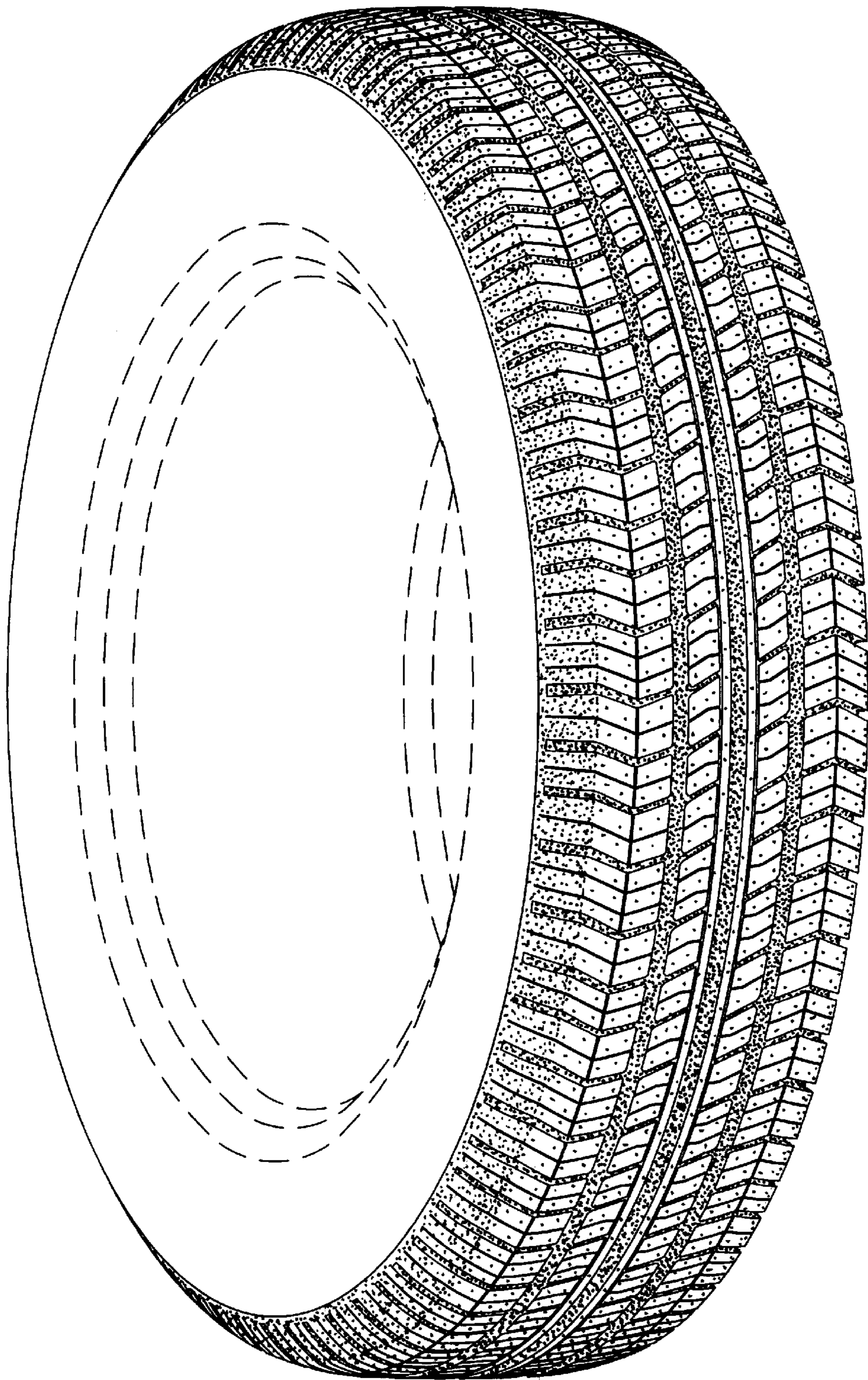


Fig. 1

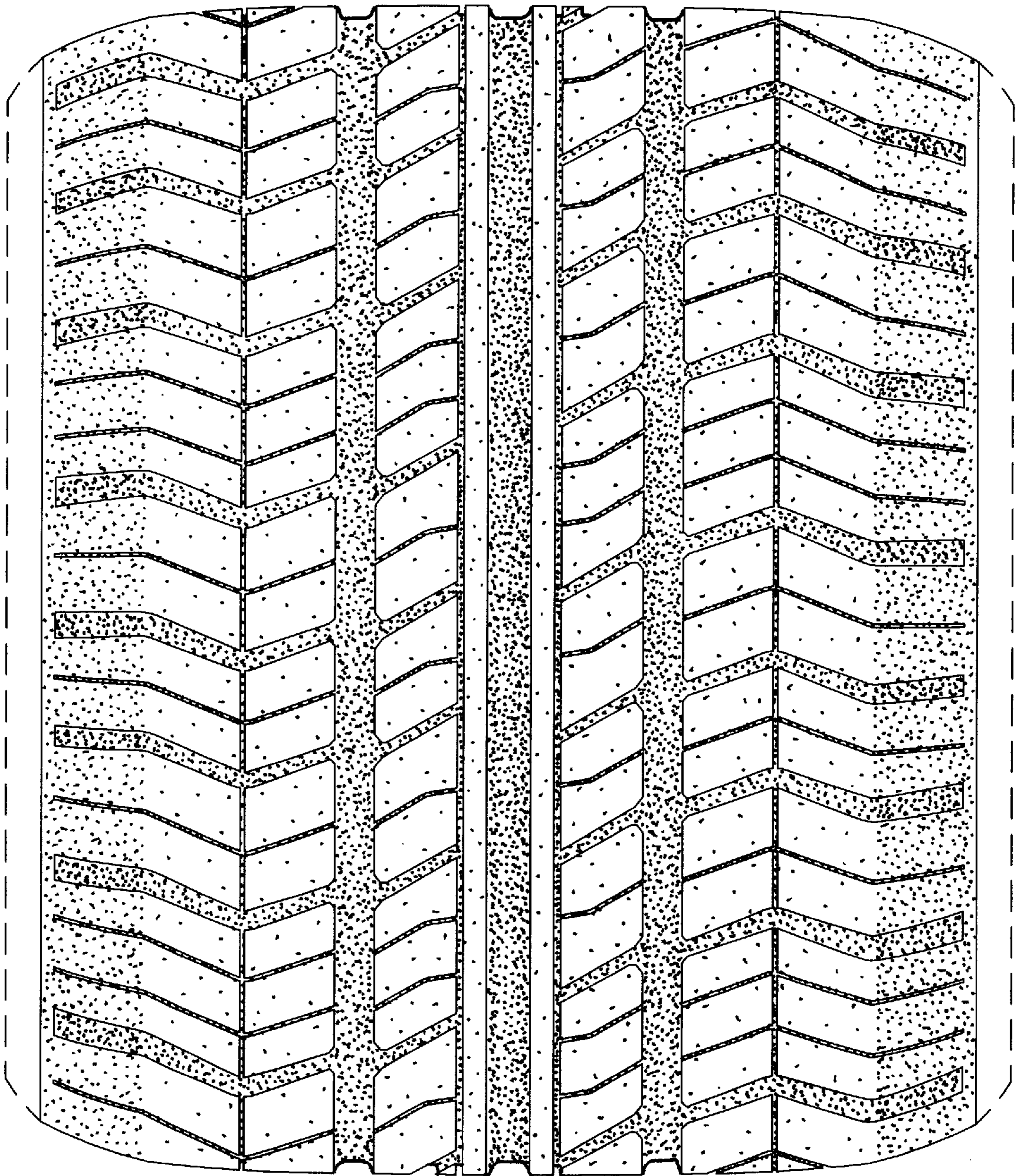


Fig. 2