



US00D412469S

United States Patent [19] Picard

[11] **Patent Number: Des. 412,469**

[45] **Date of Patent: ** Aug. 3, 1999**

[54] **TREAD OF A TIRE**

[75] Inventor: **Maurice Picard**, Cebazat, France

[73] Assignee: **Compagnie Generale des Etablissements Michelin—Michelin & Cie**, Clermont-Ferrand Cedex, France

[**] Term: **14 Years**

[21] Appl. No.: **29/086,930**

[22] Filed: **Apr. 23, 1998**

[30] **Foreign Application Priority Data**

Oct. 24, 1997 [FR] France 976238

[51] **LOC (6) Cl.** **12-15**

[52] **U.S. Cl.** **D12/141**

[58] **Field of Search** D12/141-143, D12/146-151; 152/209 RR, 209 NS, 209 AS, 209 AG, 209 BY, 209 LG, 209 RB, 209 DP

[56] **References Cited**

U.S. PATENT DOCUMENTS

- D. 310,648 9/1990 Armellin D12/146
- D. 333,455 2/1993 Hlmuro et al. .
- D. 335,643 5/1993 Hino D12/147

- D. 344,918 3/1994 Graas .
- D. 395,625 6/1998 Mori D12/147
- D. 396,676 8/1998 Croyle D12/147
- D. 405,739 2/1999 Hitzky et al. D12/147
- 2,770,279 11/1956 Harrison 152/209 DP

FOREIGN PATENT DOCUMENTS

0952120 of 1996 Japan .

Primary Examiner—Robert M. Spear
Attorney, Agent, or Firm—Baker & Botts, L.L.P.

[57] **CLAIM**

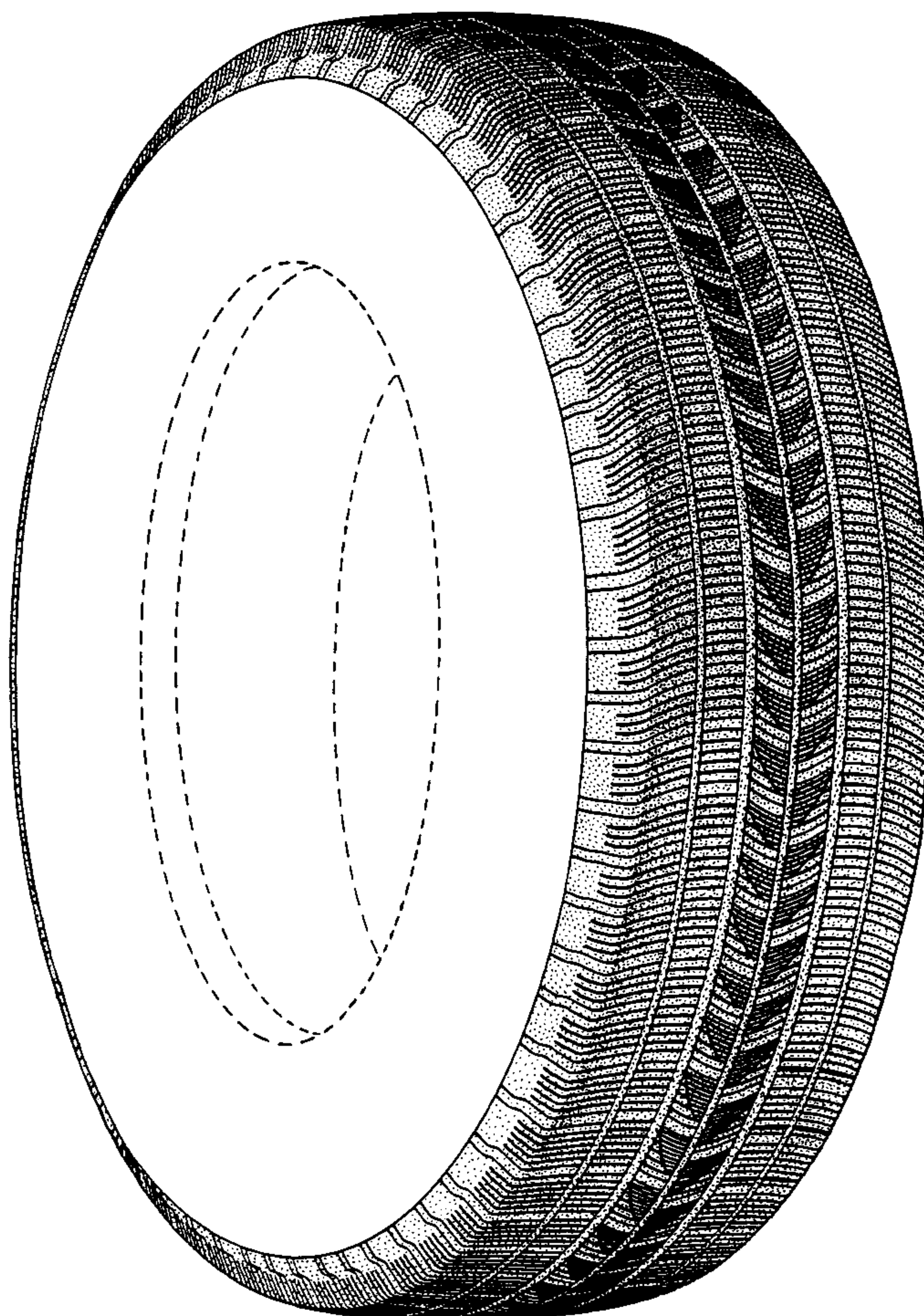
The ornamental design for a tread of a tire, as shown and described.

DESCRIPTION

FIG. 1 is a perspective view of a tread of a tire, it being understood that the pattern is repeated uniformly throughout the circumference of the tread and that the opposite side perspective view is a mirror image of that shown; and, FIG. 2 is an elevational view of the tire tread design shown in FIG. 1.

In the drawings, the broken lines defining the tire inner bead are for illustrative purposes only and form no part of the claimed design.

1 Claim, 2 Drawing Sheets



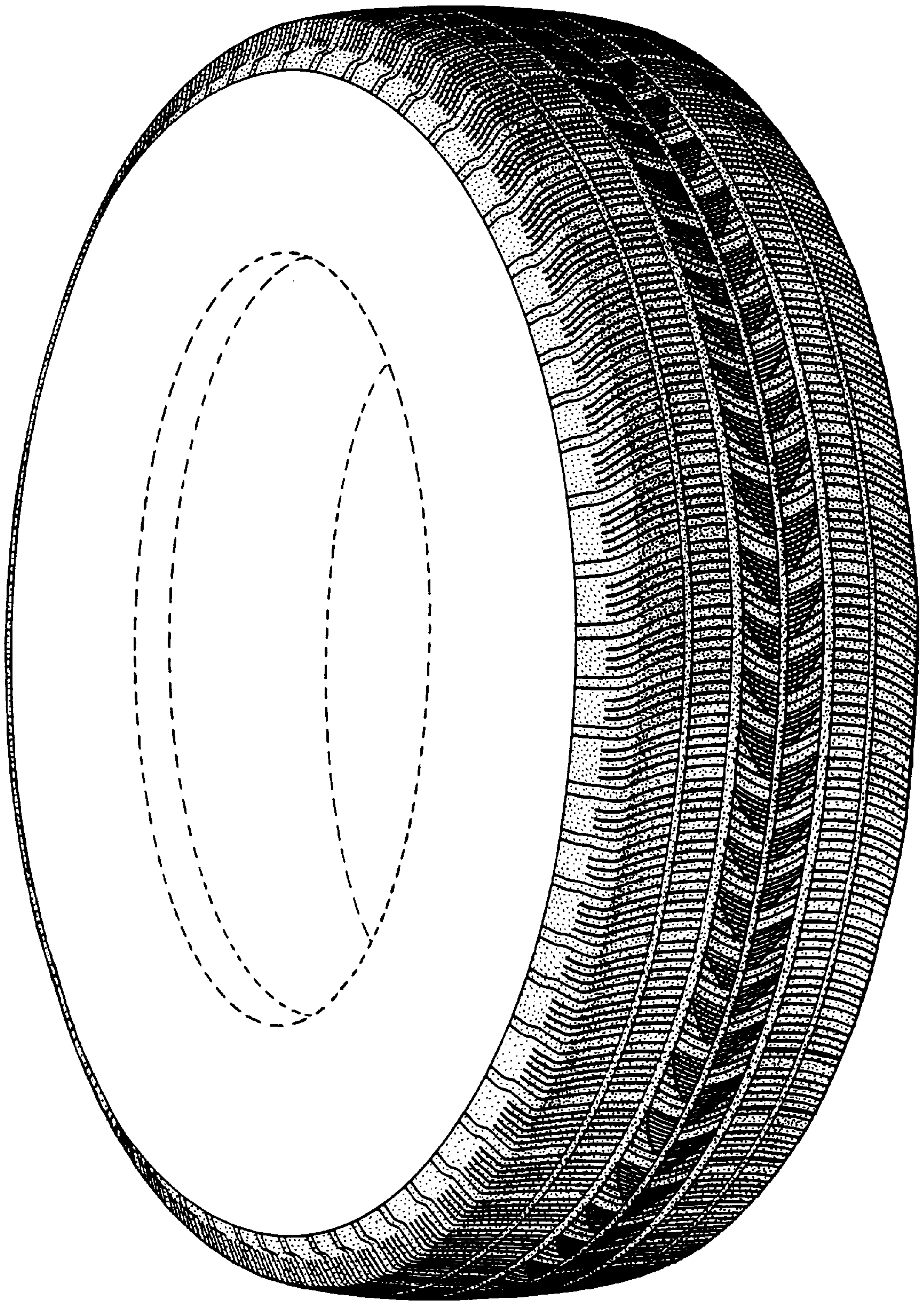


FIG. 1




FIG. 2