



US00D412468S

United States Patent [19]

[11] **Patent Number: Des. 412,468**

Berkey et al.

[45] **Date of Patent: ** Aug. 3, 1999**

[54] **CANOPY FOR A STROLLER**
[75] Inventors: **Cindy L. Berkey**, Honeybrook; **Devon T. Siesholtz**, Boyertown, both of Pa.

5,590,896 1/1997 Eichhorn 280/642
5,660,435 8/1997 Eichhorn 297/219.12
5,669,624 9/1997 Eichhorn 280/642
5,676,386 10/1997 Huang 280/30

[73] Assignee: **Graco Children's Products Inc.**, Elverson, Pa.

OTHER PUBLICATIONS

Pp. 3, 4 and 5, Collapsible canopies; Kolcraft Enterprises, Inc., 3455 West 31st Place, Chicago, Illinois 60623. Publication date 1997.

[**] Term: **14 Years**

Catalog page, Collapsible canopy; Graco Children's Products Inc., 51 South Pine Street, P. O. Box 100, Elverson, Pennsylvania 19520. Publication date 1996.

[21] Appl. No.: **29/087,533**

Digitized photograph, Collapsible canopy; Gerry Baby Products Company, 12520 Grant Drive, Denver, Colorado 80241. Published at least as early as Mar., 1998.

[22] Filed: **May 4, 1998**

[51] **LOC (6) Cl.** **12-12**

[52] **U.S. Cl.** **D12/133; D6/491**

[58] **Field of Search** D12/129, 133, D12/191; D6/491; 297/184.13, 153, 184.11; 135/90, 117, 130, 138, 133

Primary Examiner—Kay H. Chin

Attorney, Agent, or Firm—Richard B. O'Planick; Timothy A. Nathan

[56] **References Cited**

[57] **CLAIM**

U.S. PATENT DOCUMENTS

The ornamental design for a canopy for a stroller, as shown and described.

D. 300,310	3/1989	Kassai	D12/129
D. 305,013	12/1989	Bigo et al.	D12/129
D. 308,656	6/1990	Takahashi et al.	D12/129
D. 310,645	9/1990	Julien	D12/129
D. 344,701	3/1994	Church	D12/129
D. 378,908	4/1997	Courtney et al.	D12/129
D. 382,516	8/1997	Hutchinson et al.	D12/129
D. 396,207	7/1998	Berkey	D12/133
1,753,931	4/1930	Lewis	.	
2,480,570	8/1949	Goldberg	280/41
2,616,719	11/1952	Heideman	280/36
2,989,318	6/1961	Schenkman	280/41
3,873,117	3/1975	Perego	280/36 B
4,660,850	4/1987	Nakao et al.	280/642
4,915,120	4/1990	Ziolkowski	135/90
4,978,166	12/1990	James	297/184
5,320,405	6/1994	Foster et al.	197/184.13

DESCRIPTION

FIG. 1 is a top right front perspective view of a canopy for a stroller showing our new design; FIG. 2 is a right side elevational view thereof; the left side elevational view being a mirror image; FIG. 3 is a front elevational view thereof; FIG. 4 is a top plan view thereof; FIG. 5 is a rear elevational view thereof; and, FIG. 6 is a bottom plan view thereof. The broken line drawing of a stroller in FIGS. 1 through 3 is for illustrative purposes only and forms no part of the claimed design.

1 Claim, 4 Drawing Sheets






FIG. 1

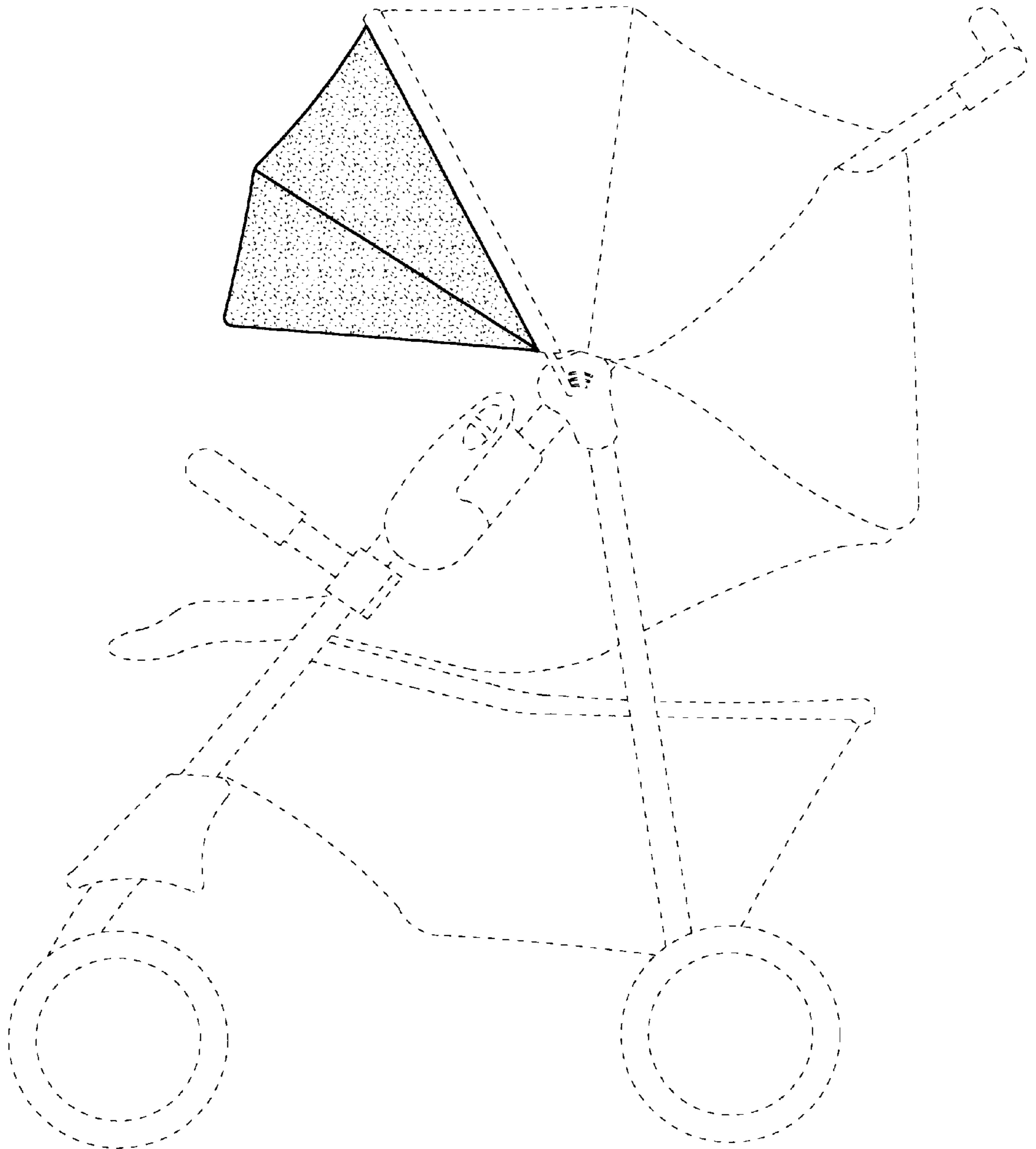


FIG. 2



FIG. 3

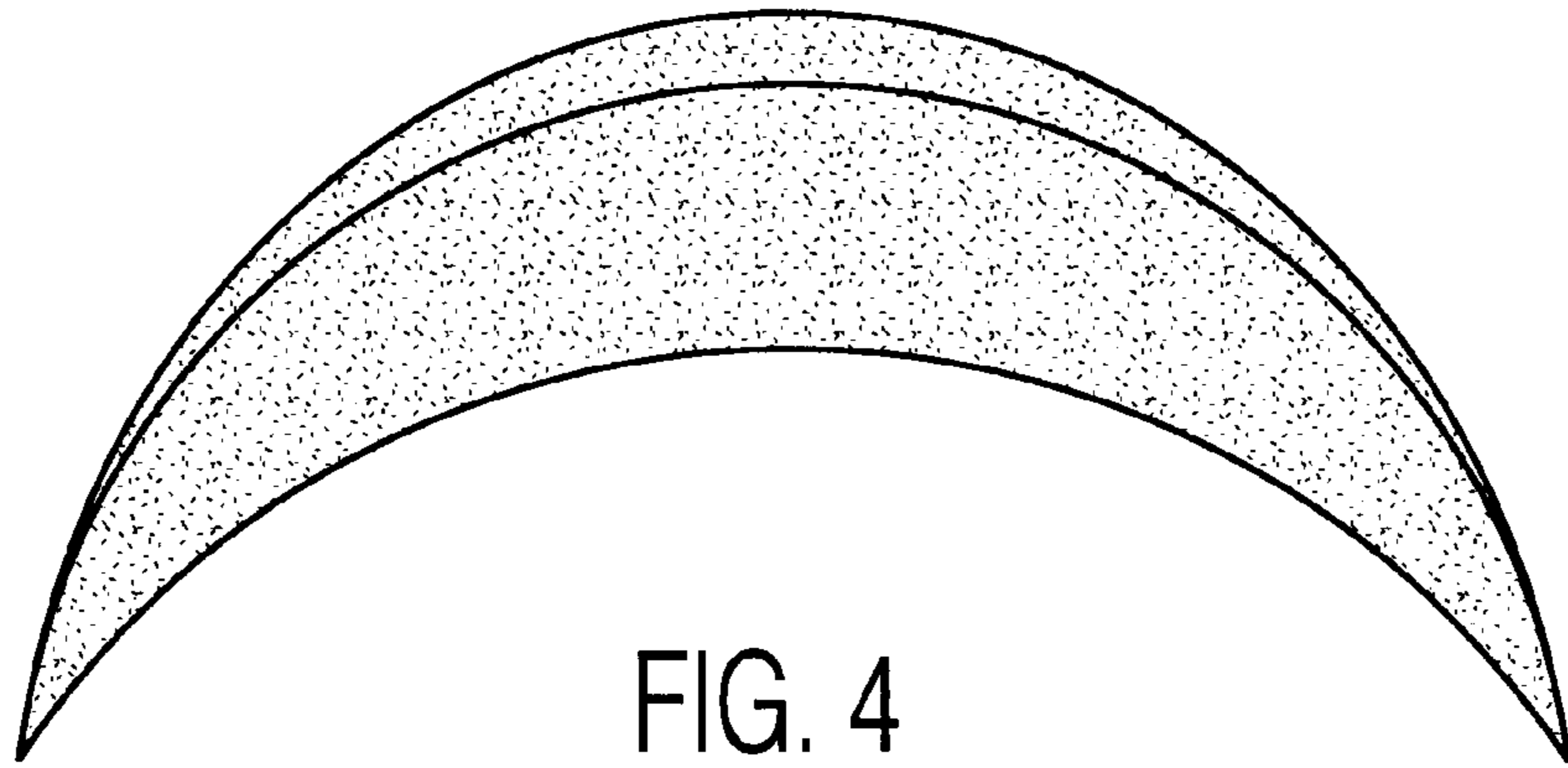


FIG. 4

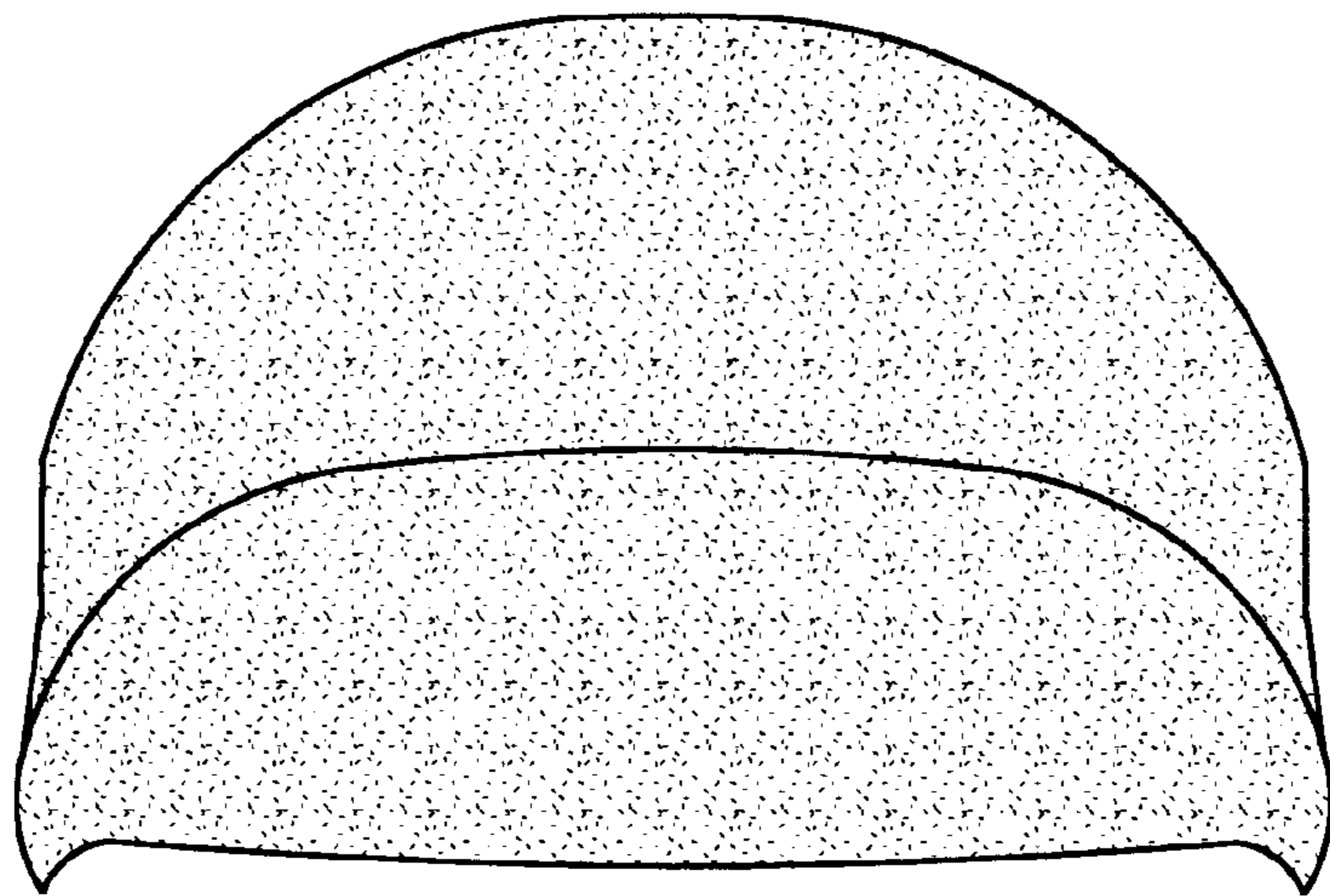


FIG. 5

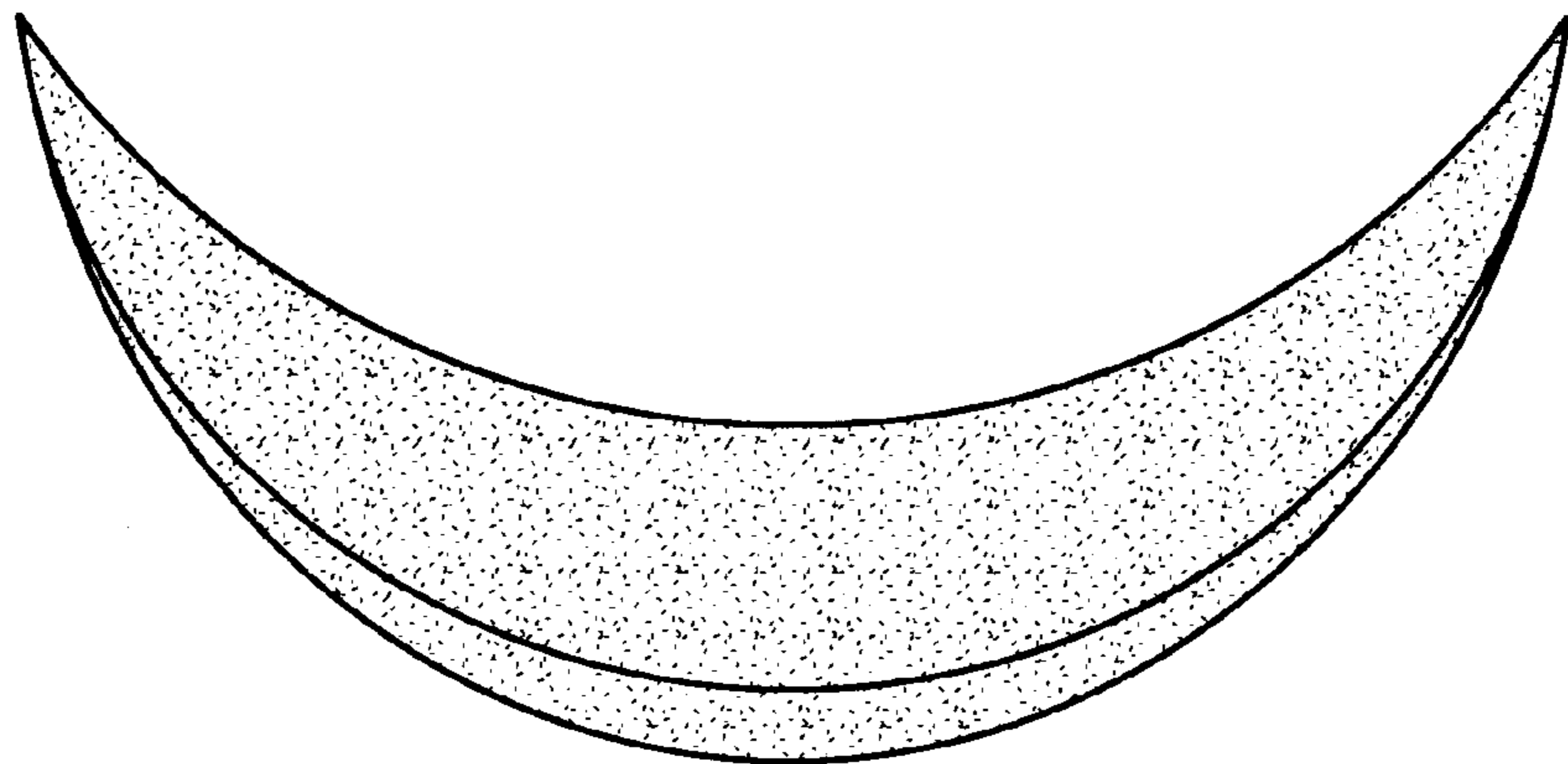


FIG. 6