



US00D412457S

United States Patent [19]

Perrin et al.

[11] Patent Number: **Des. 412,457**

[45] Date of Patent: **** Aug. 3, 1999**

[54] RING

[75] Inventors: **Alain-Dominique Perrin**,
Rueil-Malmaison; **Jacques Diltier**,
Villeneuve-La-Garenne, both of France

[73] Assignee: **Cartier International B.V.**,
Amsterdam-C, Netherlands

[**] Term: **14 Years**

[21] Appl. No.: **29/068,113**

[22] Filed: **Feb. 3, 1997**

[30] **Foreign Application Priority Data**

Aug. 2, 1996 [FR] France 96 4528

[51] **LOC (6) Cl.** **11-01**

[52] **U.S. Cl.** **D11/26**

[58] **Field of Search** D11/26-39, 4;
63/1.12, 1.13, 3, 5, 15.1-15.3, 15.45, 20

[56] **References Cited**

U.S. PATENT DOCUMENTS

D. 30,647	5/1899	Pfel	D11/35
D. 35,163	10/1901	Selmeier	D11/36
D. 36,009	8/1902	Becker	D11/35
D. 37,766	1/1906	Herzog	D11/36
D. 38,235	9/1906	Herzog	D11/35

D. 40,928	10/1910	Larson	D11/31
D. 57,728	4/1921	Rossein	D11/36
D. 62,146	3/1923	Hyman	D11/35
D. 140,369	2/1945	Rose	D11/31
D. 141,653	6/1945	Ray-dupuis	D11/4
D. 277,655	2/1985	Texidor	D11/31
D. 342,916	1/1994	Giralt	D11/30
549,674	11/1895	Lederer	D11/31
3,177,682	4/1965	Razza	63/20
3,628,351	12/1971	Chernow	D11/31

Primary Examiner—Cathy Anne MacCormac
Attorney, Agent, or Firm—Pillsbury Madison & Sutro LLP;
Cushman Darby & Cushman Intellectual Property Group

[57] **CLAIM**

The ornamental design for a ring, as shown and described.

DESCRIPTION

FIG. 1 is a perspective view of a ring from the top, front and right side, showing our new design;
FIG. 2 is a perspective view thereof from the top, front and left side;
FIG. 3 is a front elevational view thereof;
FIG. 4 is a rear elevational view thereof;
FIG. 5 is a right side elevational view thereof;
FIG. 6 is a left side elevational view thereof;
FIG. 7 is a top plan view thereof; and,
FIG. 8 is a bottom plan view thereof.

1 Claim, 3 Drawing Sheets





FIG. 1



FIG. 2



FIG. 3



FIG. 4




FIG. 5




FIG. 6



FIG. 7




FIG. 8