



US00D412430S

United States Patent [19]
Stauffer

[11] **Patent Number: Des. 412,430**

[45] **Date of Patent: ** Aug. 3, 1999**

[54] **BALLOON SQUEEZER DEFLATION AID**

5,361,658 11/1994 Murphy 81/488 X

[75] Inventor: **Clair W. Stauffer**, Denver, Pa.

Primary Examiner—Ted Shooman
Assistant Examiner—Richelle Shelton
Attorney, Agent, or Firm—Dan Williams

[73] Assignee: **Adventures Aloft, Inc**, Akron, Pa.

[**] Term: **14 Years**

[57] **CLAIM**

[21] Appl. No.: **29/083,592**

The ornamental design for a balloon squeezer deflation aid, as shown and described.

[22] Filed: **Feb. 12, 1998**

DESCRIPTION

[51] **LOC (6) Cl.** **08-05**

[52] **U.S. Cl.** **D8/14; D23/266**

[58] **Field of Search** D8/14; D23/266;
81/488; D32/35; D7/300.2

FIG. 1 is a side elevation view showing my new design, the corresponding side elevation view being identical; FIG. 2 is a top plan view thereof, the bottom plan view being a mirror image of the top plan view; FIG. 3 is an end elevation view of my new invention, the corresponding end elevation view being identical; and, FIG. 4 is a perspective view of my new design. FIGS. 1, 2 and 4 are shown fragmented to indicate indeterminate length.

[56] **References Cited**

U.S. PATENT DOCUMENTS

- D. 330,101 10/1992 Weiss D32/35
- D. 363,407 10/1995 Lipson D7/300.2
- 2,063,803 12/1936 Gildersleeve D7/300.2 X
- 3,877,325 4/1975 Wall 81/488

1 Claim, 2 Drawing Sheets

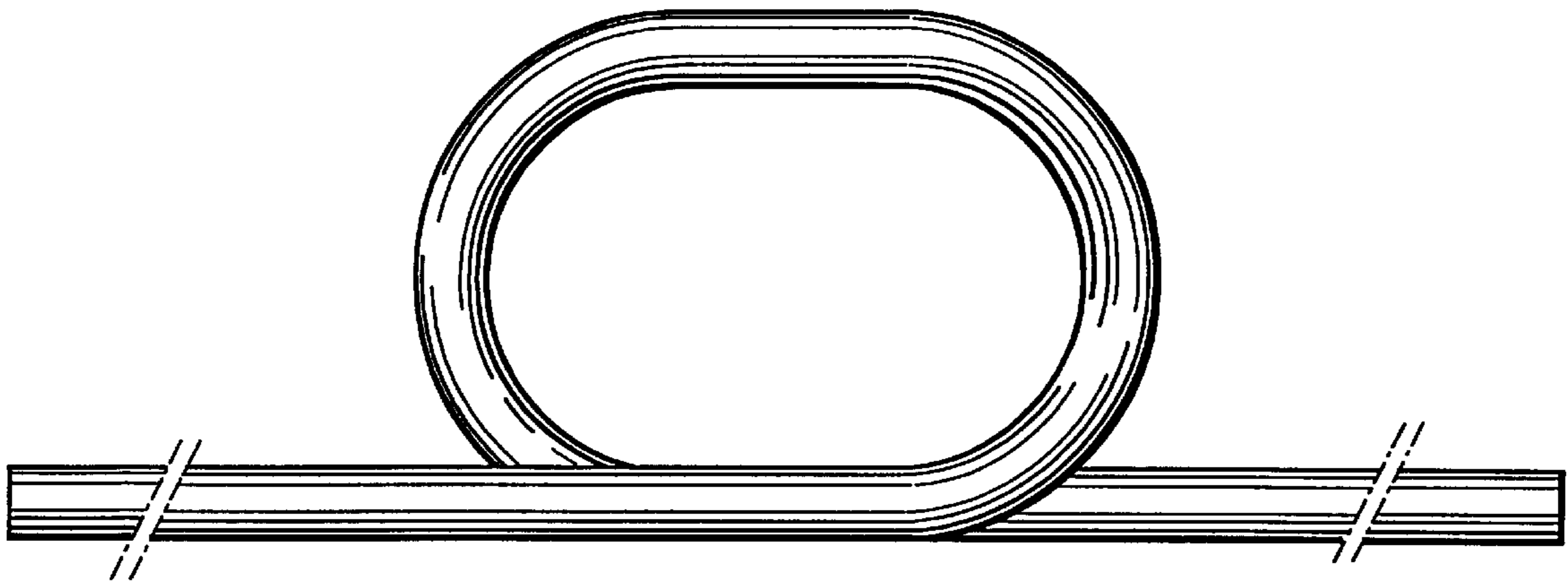


Fig. 1

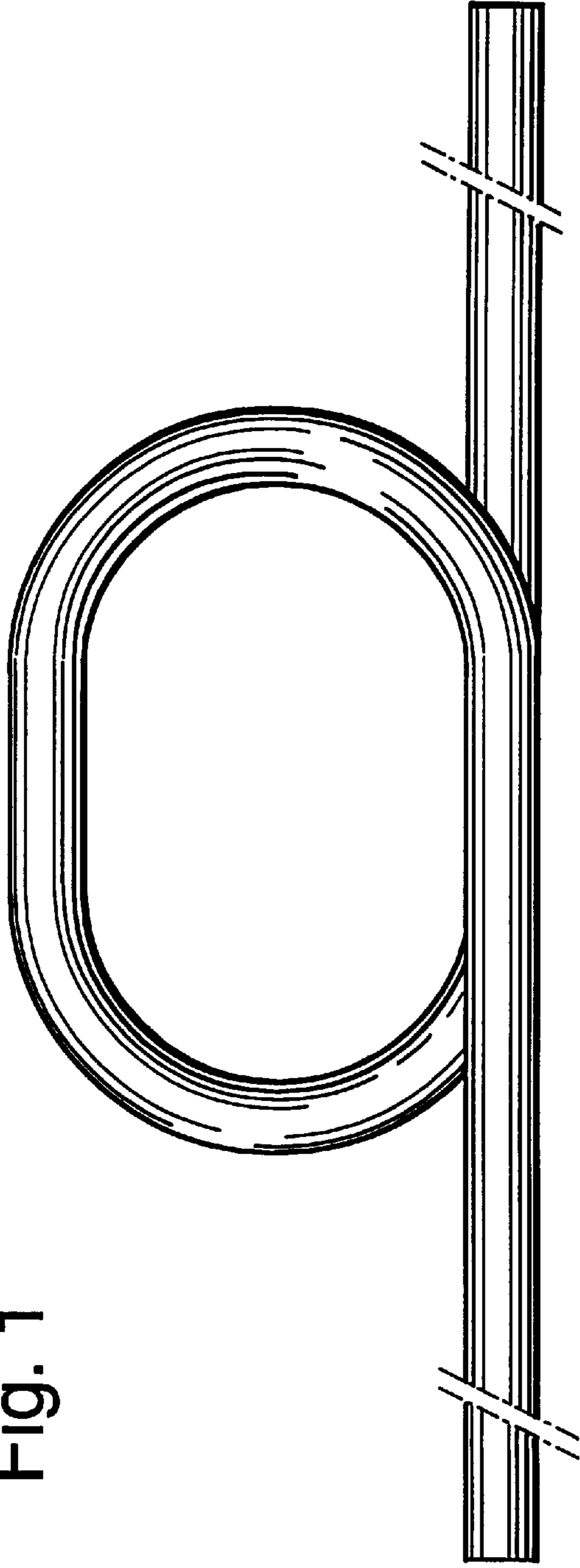


Fig. 2

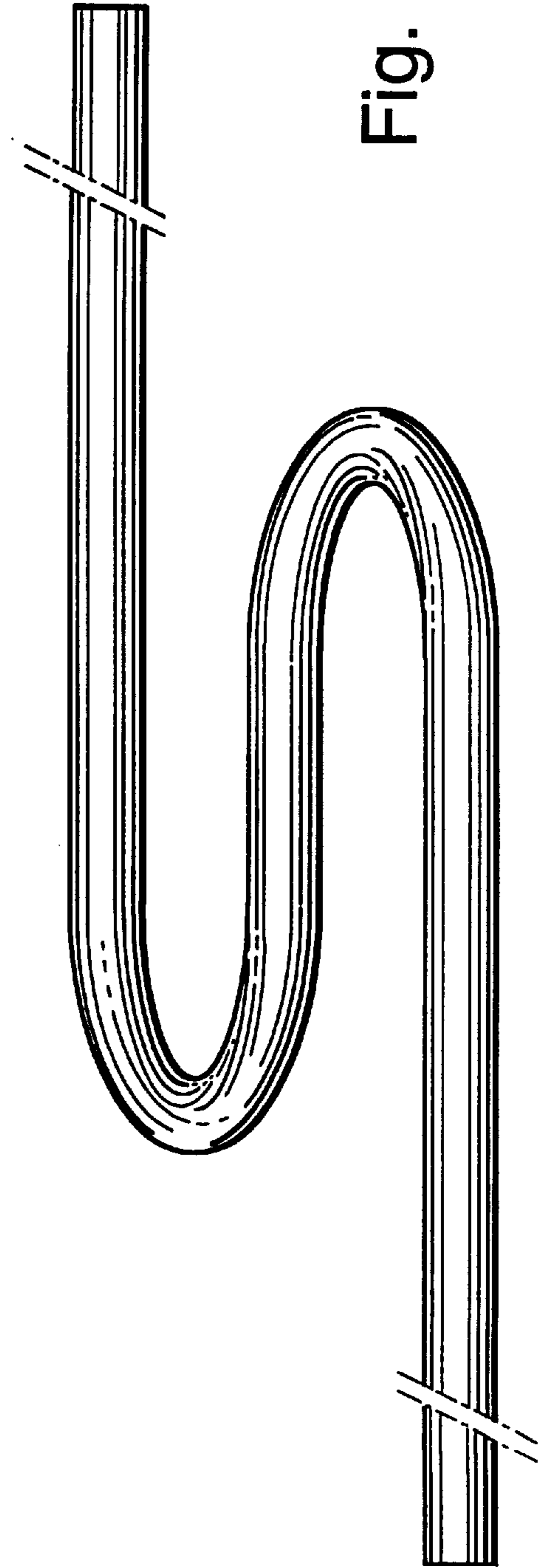


Fig. 3

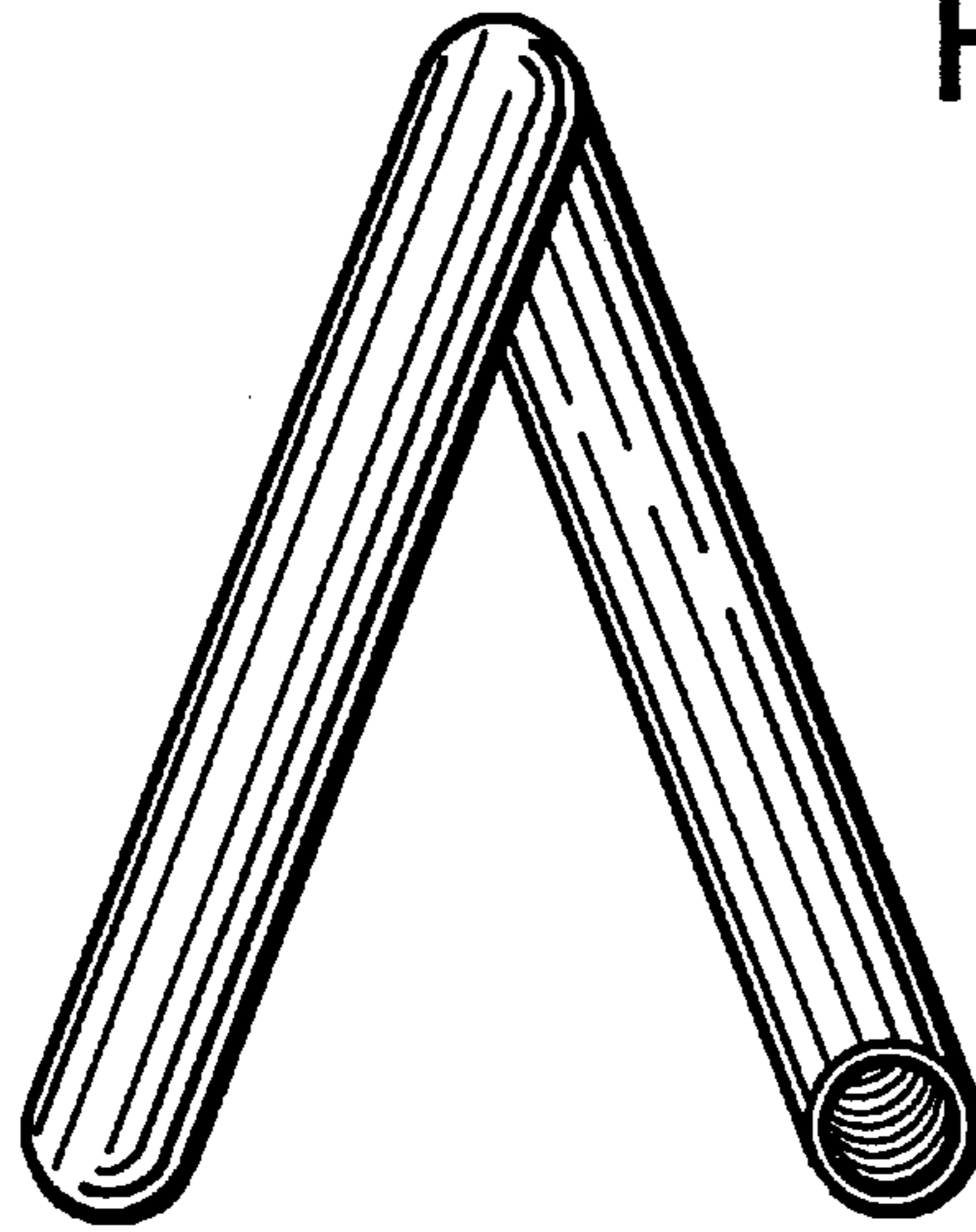


Fig. 4

