



US00D412427S

United States Patent [19]
Prissberg

[11] **Patent Number: Des. 412,427**

[45] **Date of Patent: ** Aug. 3, 1999**

[54] **SET OF KNIVES IN A HOLDER HAVING A MOUSE MOTIF**

[75] Inventor: **Anders Prissberg**, Borås, Sweden

[73] Assignee: **Adic AB**, Sweden

[**] Term: **14 Years**

[21] Appl. No.: **29/095,630**

[22] Filed: **Oct. 27, 1998**

Related U.S. Application Data

[62] Division of application No. 29/058,439, Aug. 15, 1996.

Foreign Application Priority Data

Feb. 15, 1996 [SE] Sweden 96-0385

[51] **LOC (6) Cl.** **07-03**

[52] **U.S. Cl.** **D7/651; D/642**

[58] **Field of Search** D7/642, 643, 645,
D7/649, 650, 651, 653, 654, 656, 659,
662-664, 401.2; 30/142, 147-150, 322,
324, 329, 340, 342-344

[56] **References Cited**

PUBLICATIONS

Colonial Garden Kitchens Catalog; Winter 1994 Preview Sale; p. 10 Item C party spreaders, vegetable motifs. Sep. 1994.

Colonial Garden Kitchens Catalog; p. 42; Item C—Spreaders baked goods motifs, Jul. 9, 1996.

The Paragon Catalog; Spring 1998; p. 62; Item C—Spreaders Seashell motifs, Mar. 1998.

Primary Examiner—Caron D. Veynar
Attorney, Agent, or Firm—Lerner, David, Littenberg, Krumholz & Mentlik, LLP

[57] **CLAIM**

The ornamental design for a set of knives in a holder having a mouse motif, as shown and described.

DESCRIPTION

FIG. 1 is a front, perspective view of the set of knives in a holder having a mouse motif in accordance with the present invention, with the rear view being mirror image thereof;

FIG. 2 is a bottom plan view of the set of knives in a holder having a mouse motif shown in FIG. 1;

FIG. 3 is a top plan view of the set of knives in a holder having a mouse motif shown in FIGS. 1-2;

FIG. 4 is a top perspective view of one of the knives removed from the set of knives in a holder having a mouse motif, shown separately for ease of illustration; and,

FIG. 5 is a bottom perspective view of one of the knives removed from the set of knives in a holder having a mouse motif, shown separately for ease of illustration.

1 Claim, 2 Drawing Sheets




FIG. 1




FIG. 2

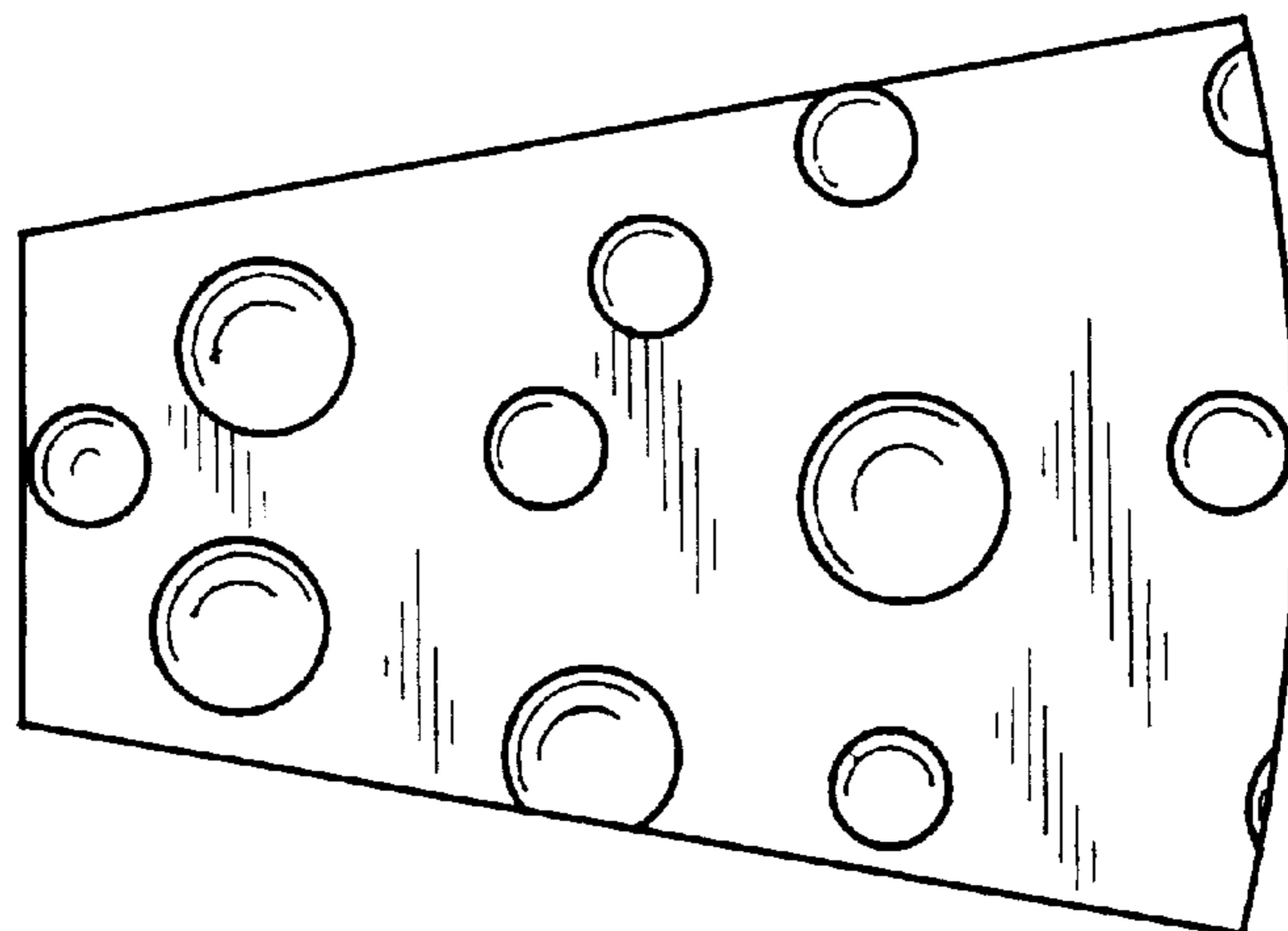


FIG. 3




FIG. 4

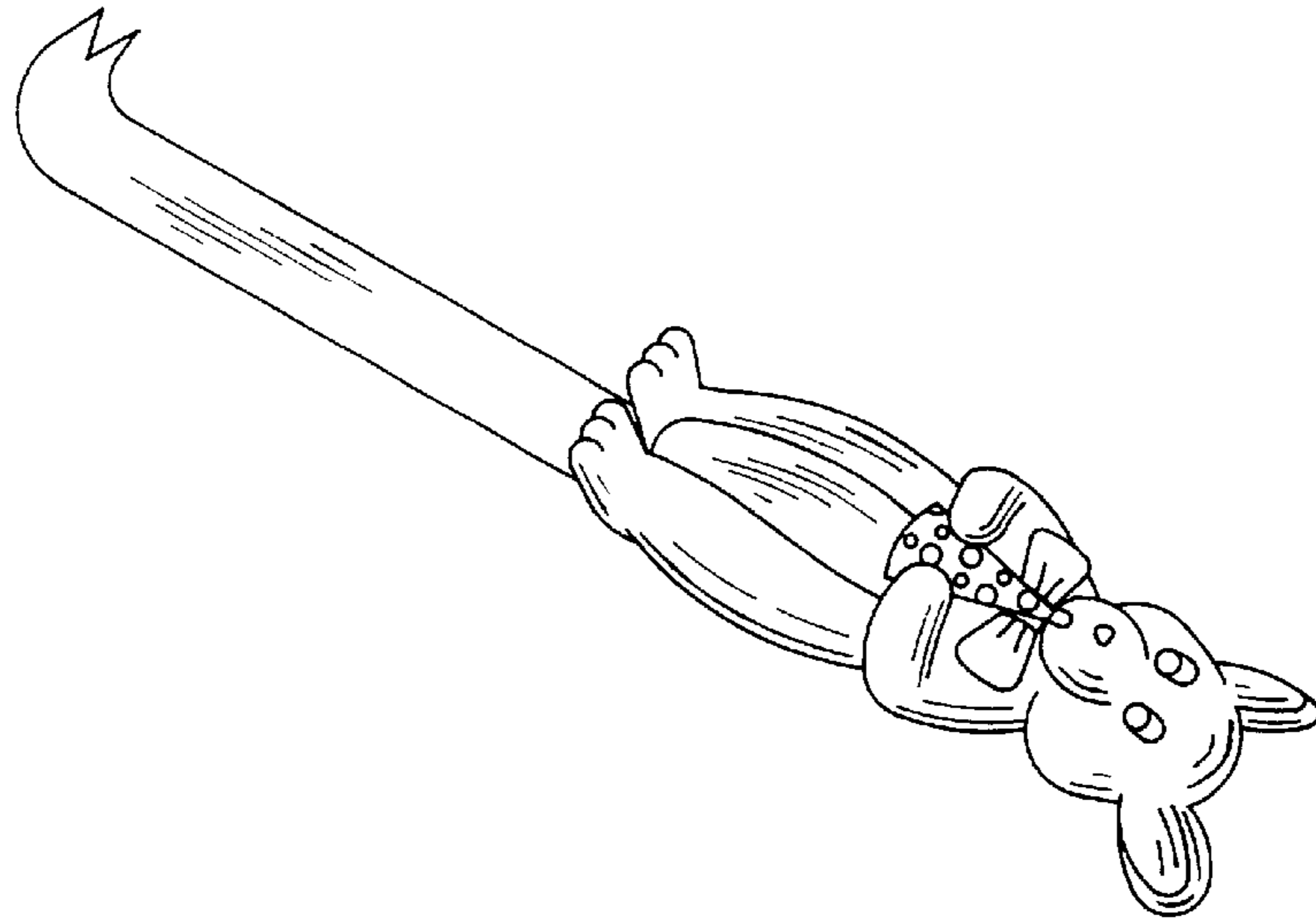


FIG. 5

