



US00D412415S

United States Patent [19]

Adler et al.

[11] **Patent Number: Des. 412,415**

[45] **Date of Patent: ** Aug. 3, 1999**

[54] **TABLE**

D. 377,124 1/1997 Stirling et al. D6/397

[75] Inventors: **Ari T. Adler**, Boston; **Michael D. Arney**, Needham; **David P. Chastain**, Acton; **John C. Costello**, Wellesley; **David Malina**, Boston, all of Mass.; **Ronald G. Wood**, Mechanicsville, Va.

OTHER PUBLICATIONS

American Seating, 1957, p. 17, table at top.

Primary Examiner—Janice E. Seeger
Attorney, Agent, or Firm—Dougherty & Troxell

[73] Assignee: **AMF Bowling Products, Inc.**, Mechanicsville, Va.

[57] CLAIM

The ornamental design of the table, as shown and described.

[**] Term: **14 Years**

DESCRIPTION

[21] Appl. No.: **29/090,260**

FIG. 1 is a perspective view of a table in accordance with the present invention;

[22] Filed: **Jul. 2, 1998**

FIG. 2 is a front-elevational view of the table shown in FIG. 1, and which is identical to an elevational view taken from the opposite side;

[51] **LOC (6) Cl.** **06-03**

[52] **U.S. Cl.** **D6/480**

[58] **Field of Search** D6/480-489, 495, D6/498, 499, 423; 108/153.1, 156, 161, 157.1, 150; 248/188, 188.1, 188.8

FIG. 3 is a top or plan view of the table shown in FIGS. 1 and 2;


FIG. 4 is a side-elevational view of the table shown in FIGS. 1-3 and which is a mirror image of the opposite side; and, FIG. 5 is a bottom plan view of the table shown in FIGS. 1-4.

[56] References Cited

U.S. PATENT DOCUMENTS

D. 293,180 12/1987 Hamami D6/480

1 Claim, 3 Drawing Sheets






FIG. 1




FIG. 2




FIG. 3

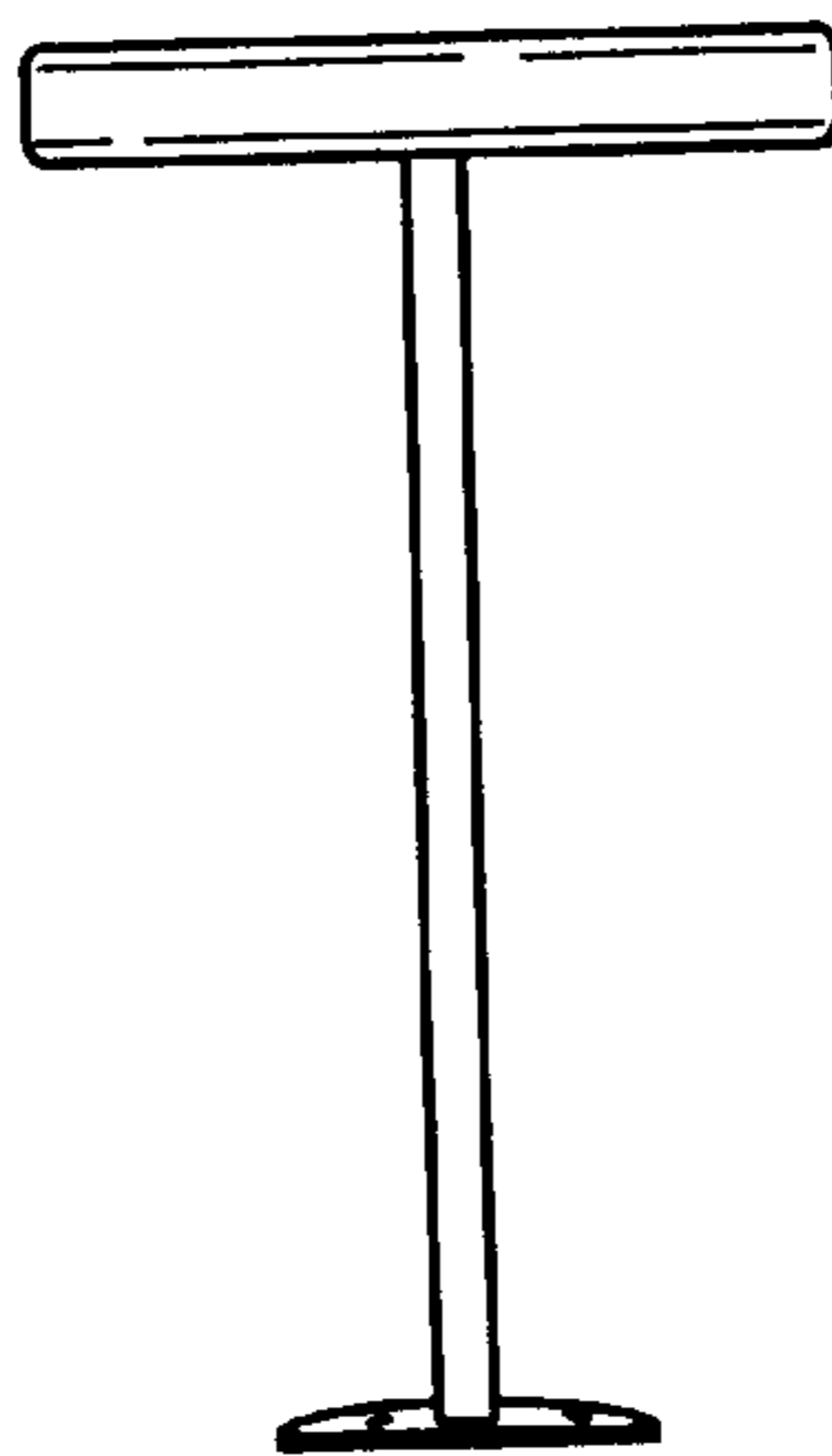


FIG. 4




FIG. 5




FIG. 6