



US00D412413S

United States Patent [19]

[11] **Patent Number: Des. 412,413**

Keller et al.

[45] **Date of Patent: ** Aug. 3, 1999**

[54] **DRESSER**

[75] Inventors: **H. Thomas Keller**, High Point; **Scott M. Risdon**, Greensboro, both of N.C.

[73] Assignee: **Vaughan Furniture Industries, Incorporated**

[**] Term: **14 Years**

[21] Appl. No.: **29/077,917**

[22] Filed: **Oct. 14, 1997**

[51] **LOC (6) Cl. 06-04**

[52] **U.S. Cl. D6/445; D6/434**

[58] **Field of Search D6/432-448; 312/204, 312/205, 257**

[56] **References Cited**

U.S. PATENT DOCUMENTS

D. 258,331	2/1981	Brown	D6/154
D. 265,155	6/1982	Bravo	D6/2
D. 270,126	8/1983	Aulbert et al.	D6/154
D. 343,744	2/1994	Keller et al.	D6/444
D. 363,838	11/1995	Paus	D6/446
D. 374,783	10/1996	Keller et al.	D6/444
D. 378,031	2/1997	Keller et al.	D6/445
D. 384,521	10/1997	Bergelin	D6/445

OTHER PUBLICATIONS

Directions by Woodward and Lothrop, p. 30; single dresser on top of page, Sep. 1990.

Photocopies of photographs of furniture sold by Vaughan Furniture Company, Inc.; Style #896-03; Nov., 1993.

Photocopies of photographs of furniture sold by Vaughan Furniture Company, Inc.; Style #1450-02 and #1450-03; Oct., 1997.

Photocopies of photographs of furniture sold by Vaughan Furniture Company, Inc.; Style #600-03 and #600-22; Oct., 1996.

Photocopies of photographs of furniture sold by Vaughan Furniture Company, Inc.; Style #600-02 and #600-21; Oct., 1996.

Photocopies of photographs of furniture sold by Vaughan Furniture Company, Inc., Style #1380; Jul., 1993.

Photocopy of catalog sheet of Furniture World catalog; Woodberry Collection by DeSoto, DeSoto Furniture; p. 61; May, 1979.

Photocopy of Cushman Classics dresser Style #21-2601 top left page; p. 26; Mar., 1973.

Photocopy of Burlington dresser Style #388-130; 1982.

Photocopies of photographs of furniture sold by Vaughan Furniture Company, Inc.; Style #687-02 and #687-03; Oct., 1995.

Primary Examiner—Carmen H. Vales-Lado

Attorney, Agent, or Firm—Rhodes, Coats & Bennett, L.L.P.

[57] **CLAIM**

The ornamental design for a dresser, as shown and described.

DESCRIPTION

FIG. 1 is a front left perspective view of a dresser showing our new design;

FIG. 2 is a front elevational view thereof;

FIG. 3 is a top plan view thereof;

FIG. 4 is a left side elevational view, the right side being a mirror image thereof;

FIG. 5 is an enlarged detail view of the upper left corner of the dressers shown herein;

FIG. 6 is an enlarged detail view of the bottom left corner of the dressers shown herein;

FIG. 7 is an enlarged detail view of the top decorative trim and drawer of the dressers shown herein;



FIG. 8 is a front left perspective view of a second embodiment of the dresser shown in FIG. 1;

FIG. 9 is a front elevational view thereof; and,

FIG. 10 is a left side elevational view, the right side being a mirror image thereof.

The rear of the dressers not shown form no part of the claimed design.

1 Claim, 5 Drawing Sheets






FIG. 1




FIG. 2

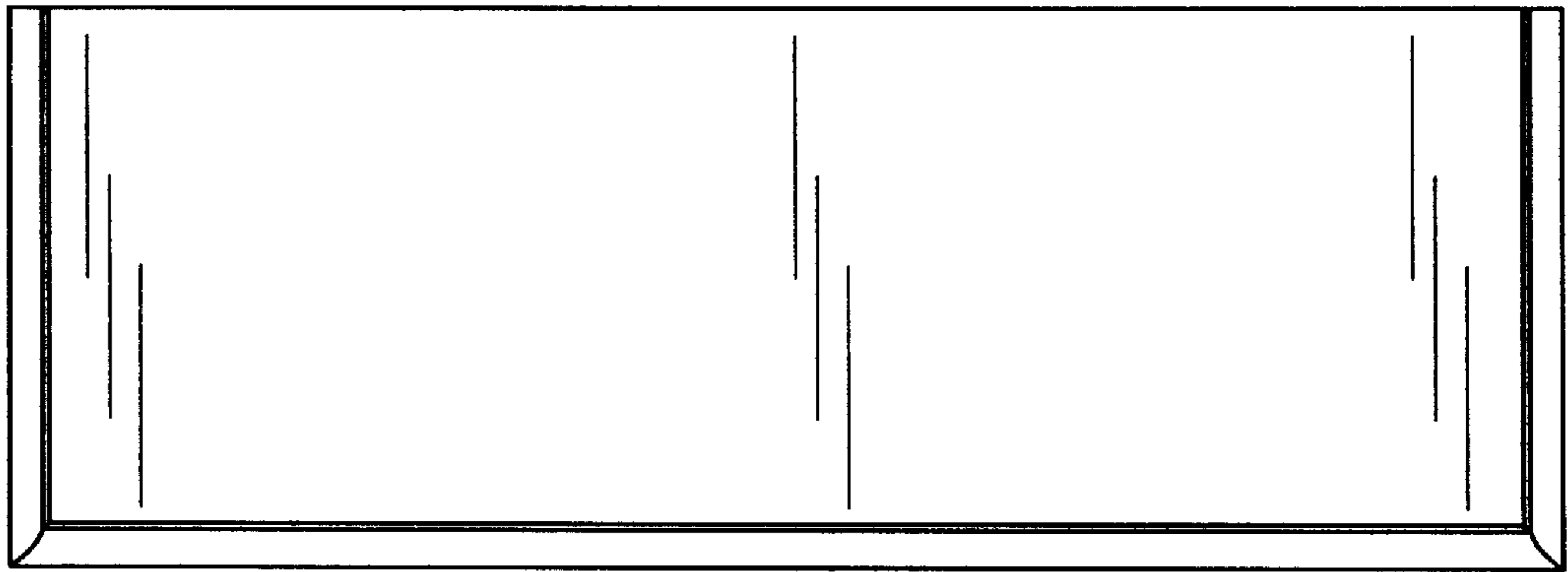


FIG. 3

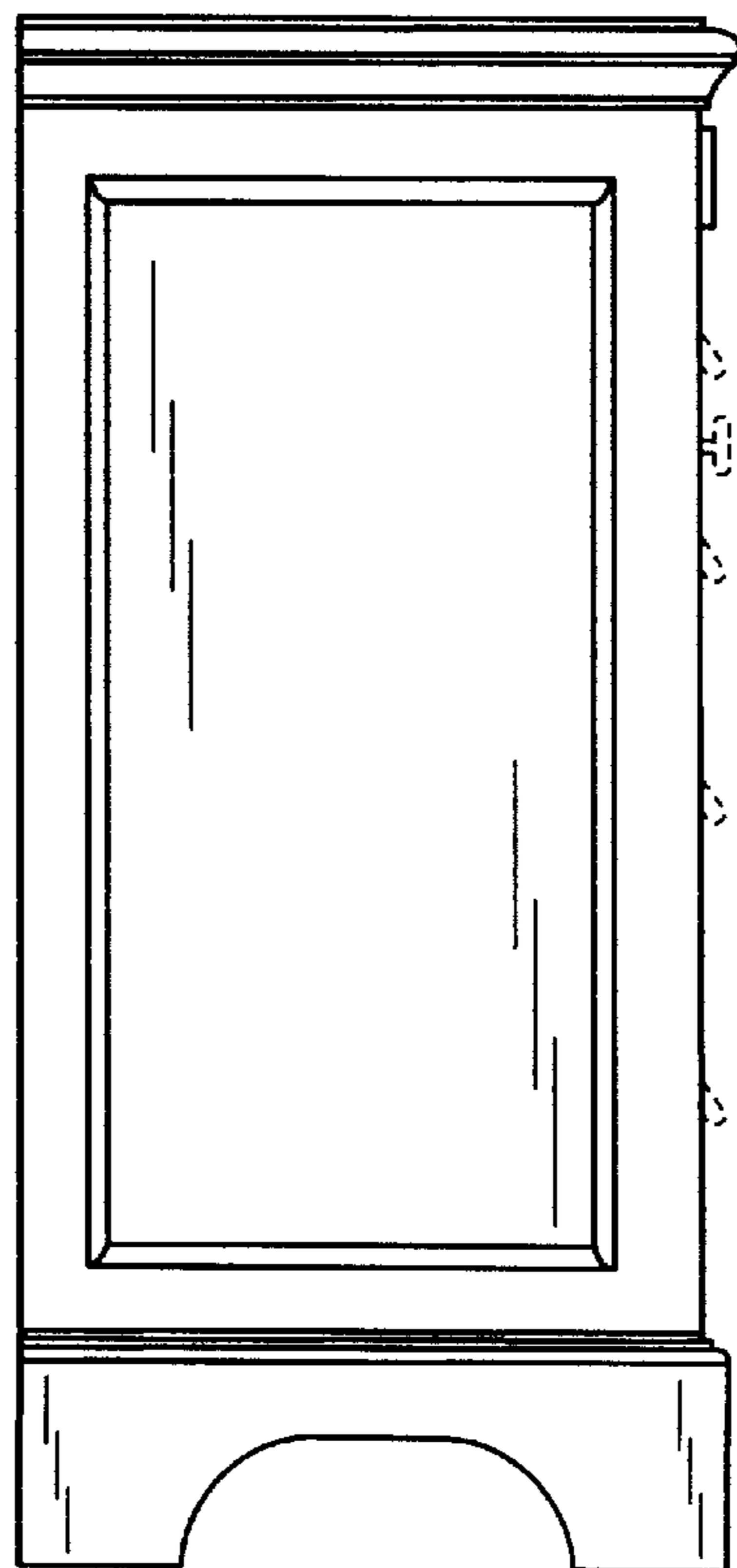


FIG. 4




FIG. 5

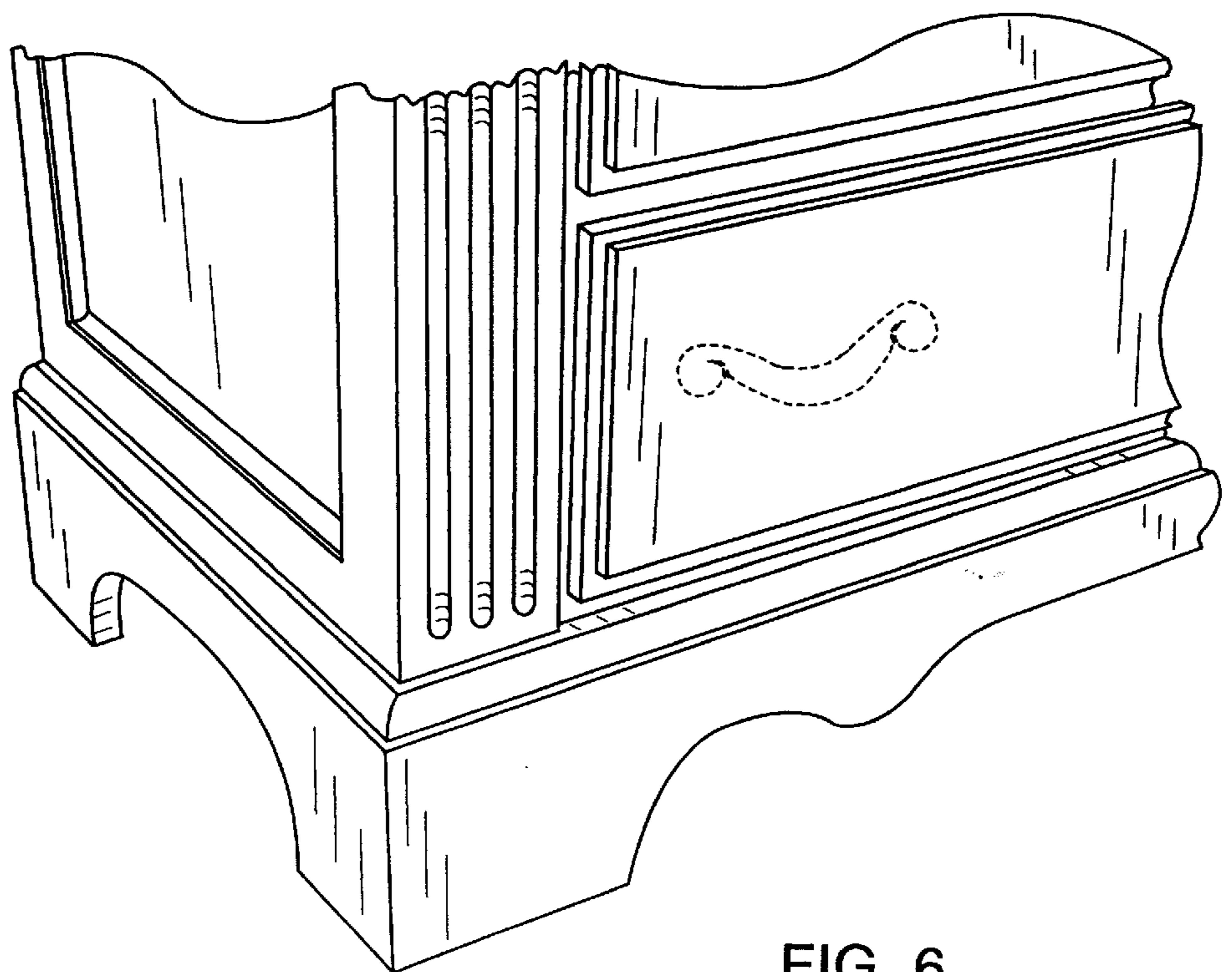


FIG. 6

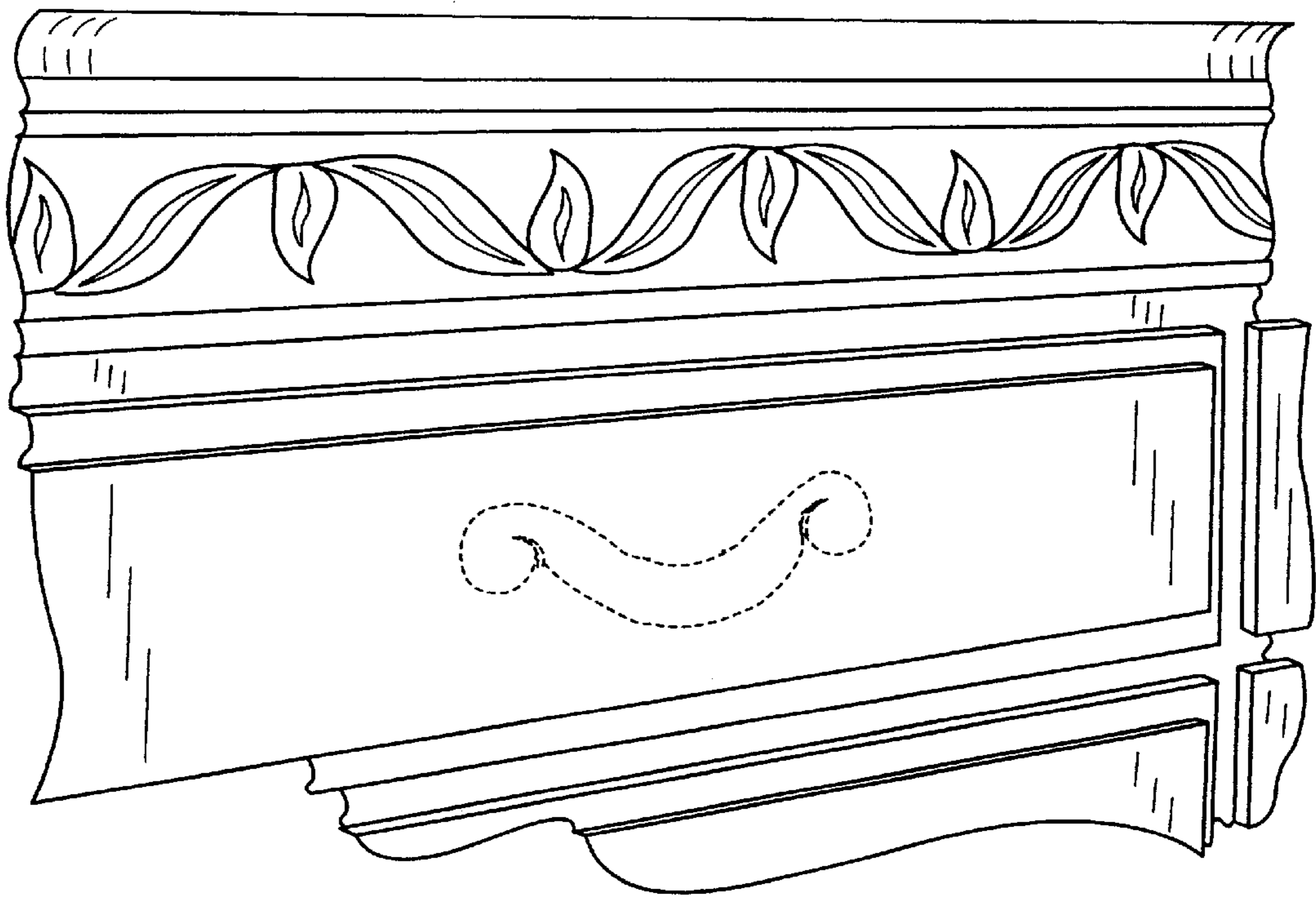


FIG. 7




FIG. 8




FIG. 9

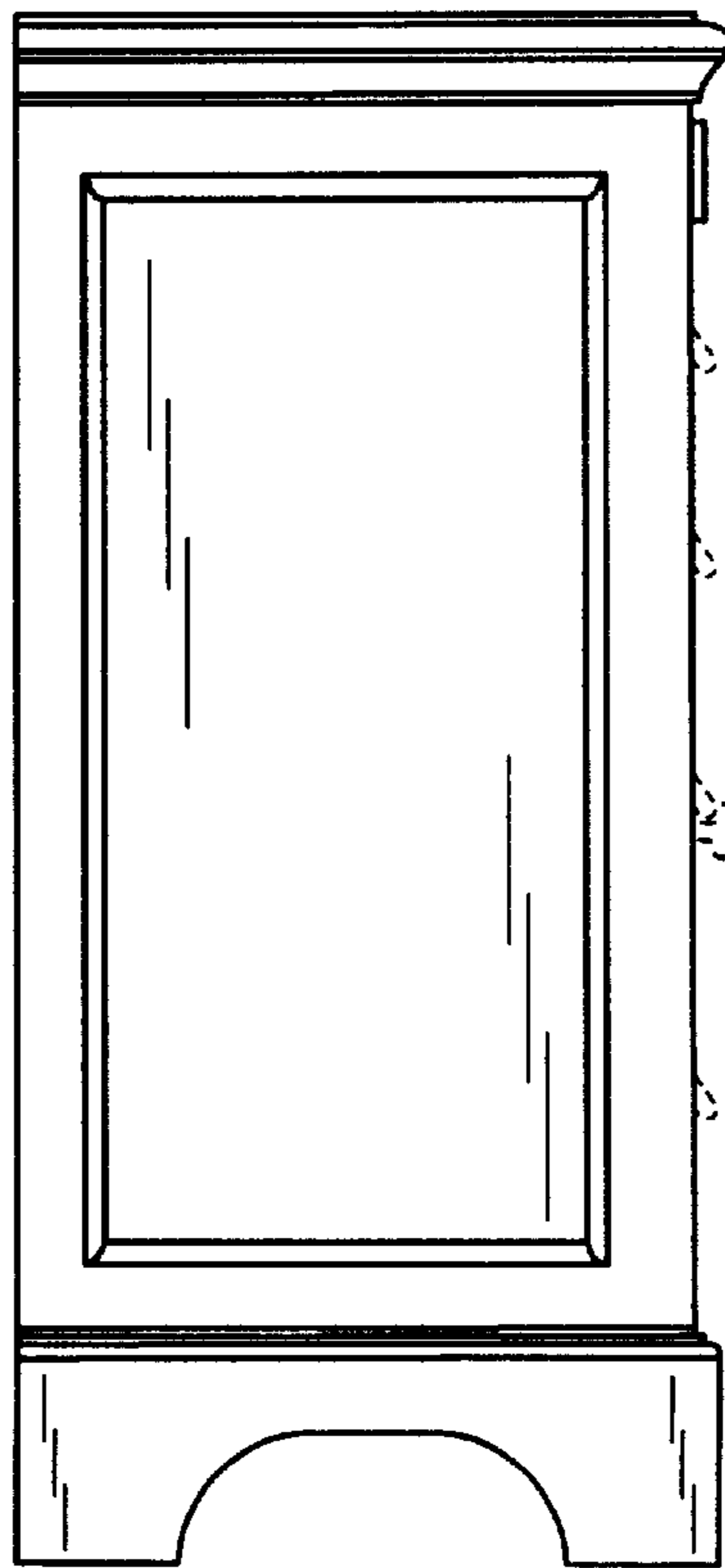


FIG. 10