



US00D412411S

**United States Patent** [19]  
**Zaidman**

[11] **Patent Number: Des. 412,411**  
[45] **Date of Patent: \*\* Aug. 3, 1999**

[54] **SOFA**  
[75] **Inventor: S. Paul Zaidman**, Winnipeg, Canada  
[73] **Assignee: Palliser Furniture Ltd.**, Winnipeg, Canada  
[\*\*] **Term: 14 Years**

[21] **Appl. No.: 29/073,548**  
[22] **Filed: Jul. 9, 1997**

[30] **Foreign Application Priority Data**  
Jun. 4, 1997 [CA] Canada ..... 1997-1529

[51] **LOC (6) Cl. .... 06-01**  
[52] **U.S. Cl. .... D6/381**  
[58] **Field of Search .... D6/334, 335, 364, D6/371, 373, 381, 500, 501, 502; 297/232**

[56] **References Cited**  
**U.S. PATENT DOCUMENTS**

D. 90,917 10/1933 Lane ..... D6/381  
D. 369,479 5/1996 Natuzzi et al. .... D6/381

D. 373,484 9/1996 Natuzzi et al. .... D6/381  
D. 373,485 9/1996 Natuzzi et al. .... D6/381  
D. 380,622 7/1997 Chandler ..... D6/381

**OTHER PUBLICATIONS**

Bloomington's, p. 21, Sofa at top right of Frame A, Jul. 5, 1994.

*Primary Examiner*—Gary D. Watson  
*Attorney, Agent, or Firm*—Senniger, Powers, Leavitt & Roedel

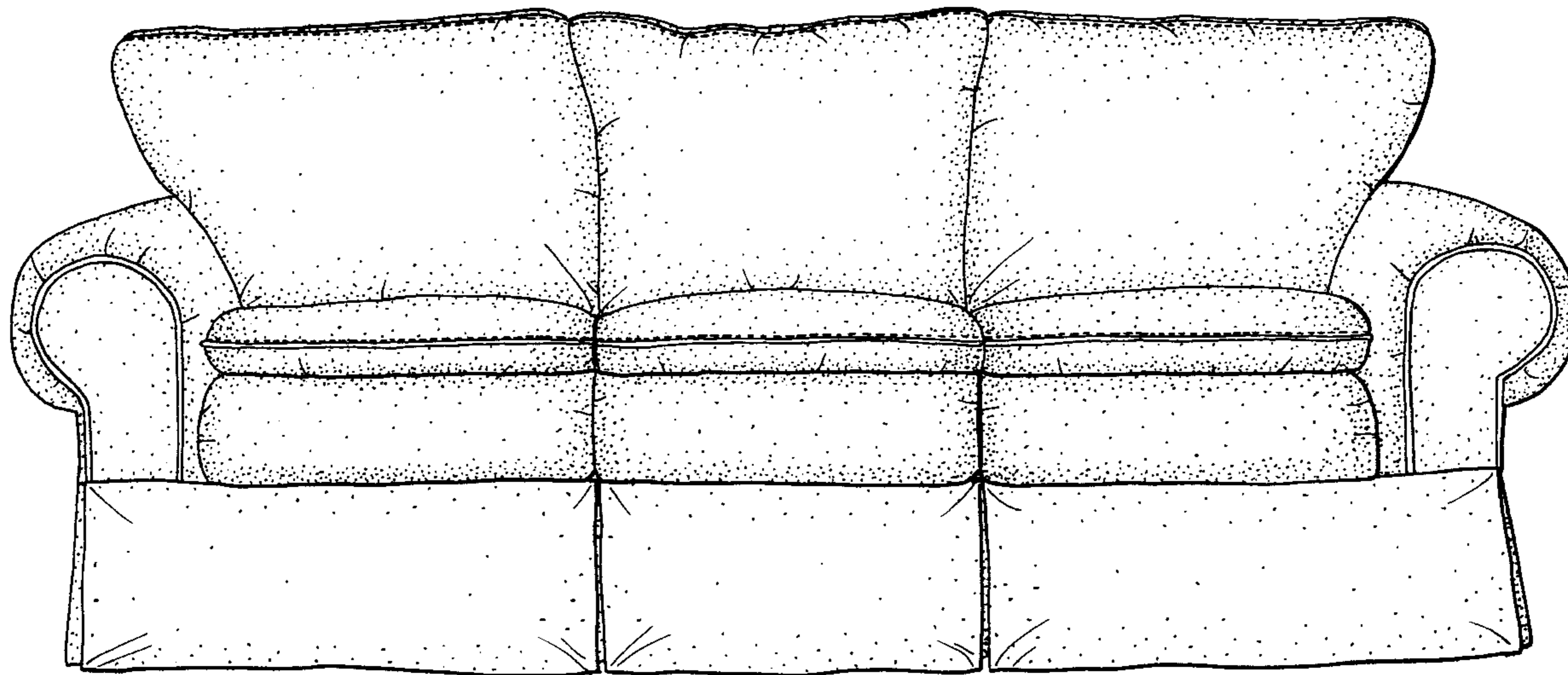
[57] **CLAIM**

The ornamental design for a sofa, as shown and described.

**DESCRIPTION**

FIG. 1 is a front perspective view of the design; FIG. 2 is a back perspective view of the design; and, FIG. 3 is a top view of the design.  
The side of the sofa not seen in FIG. 2 is a mirror image of the side seen in FIG. 2. The broken lines along the seam represent stitching.

**1 Claim, 3 Drawing Sheets**



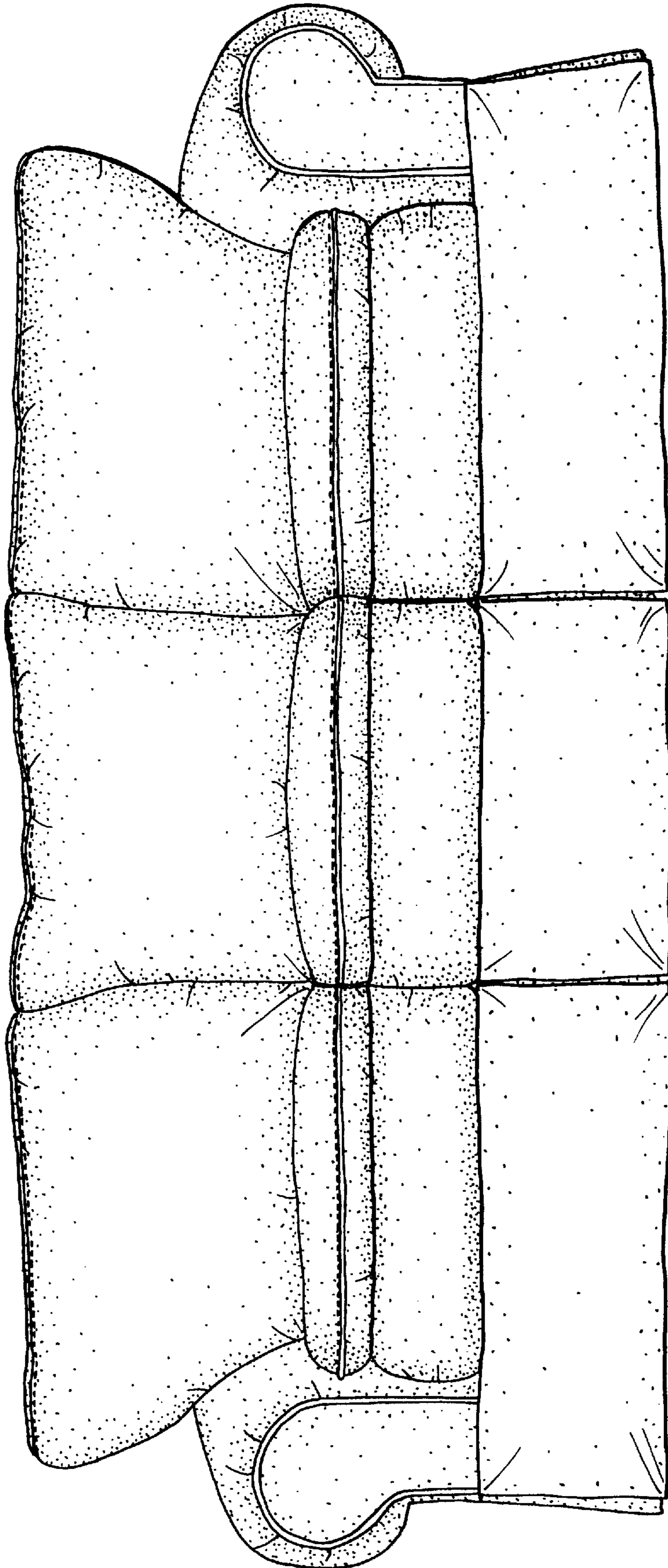


FIG. 1

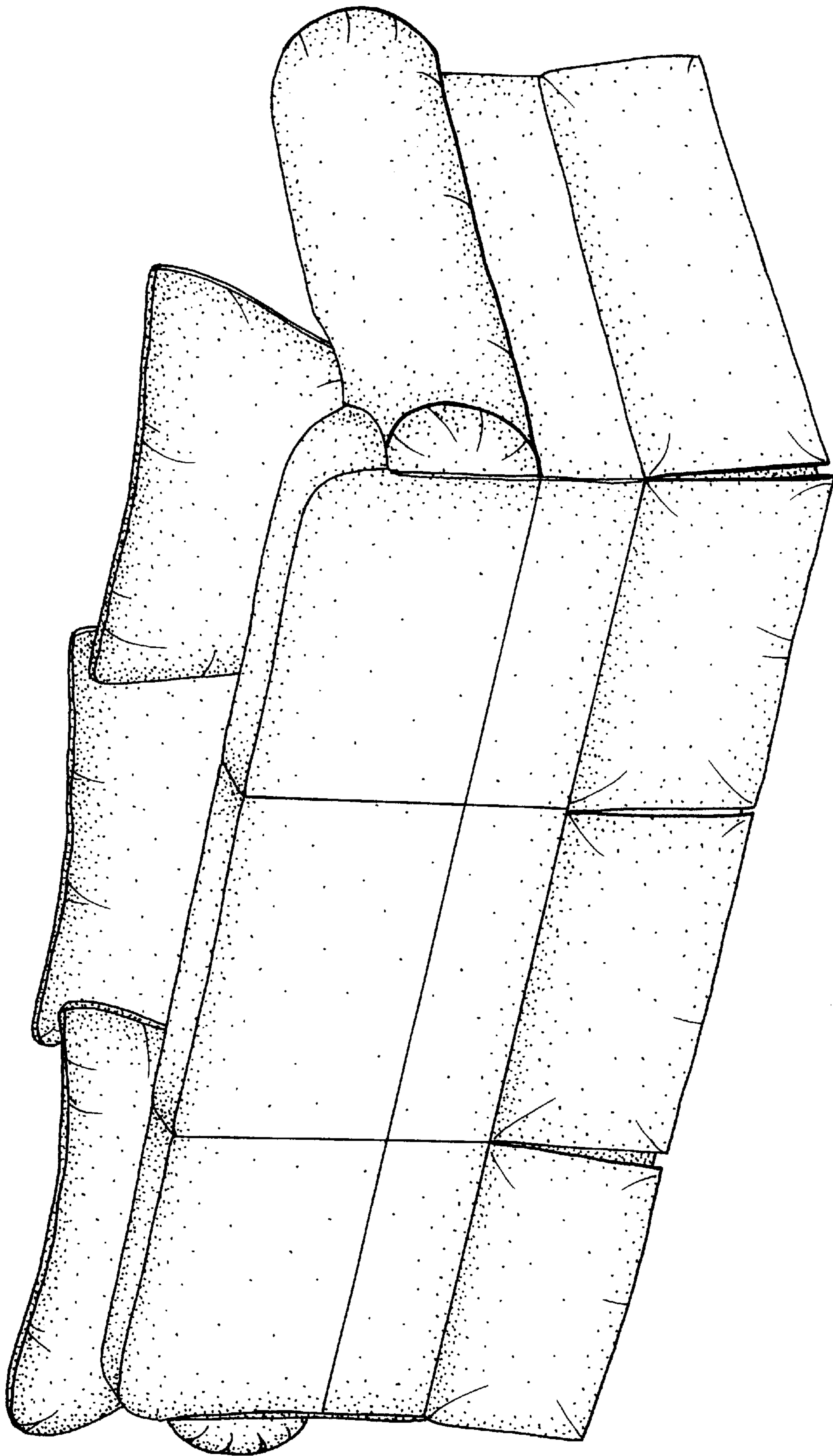


FIG. 2



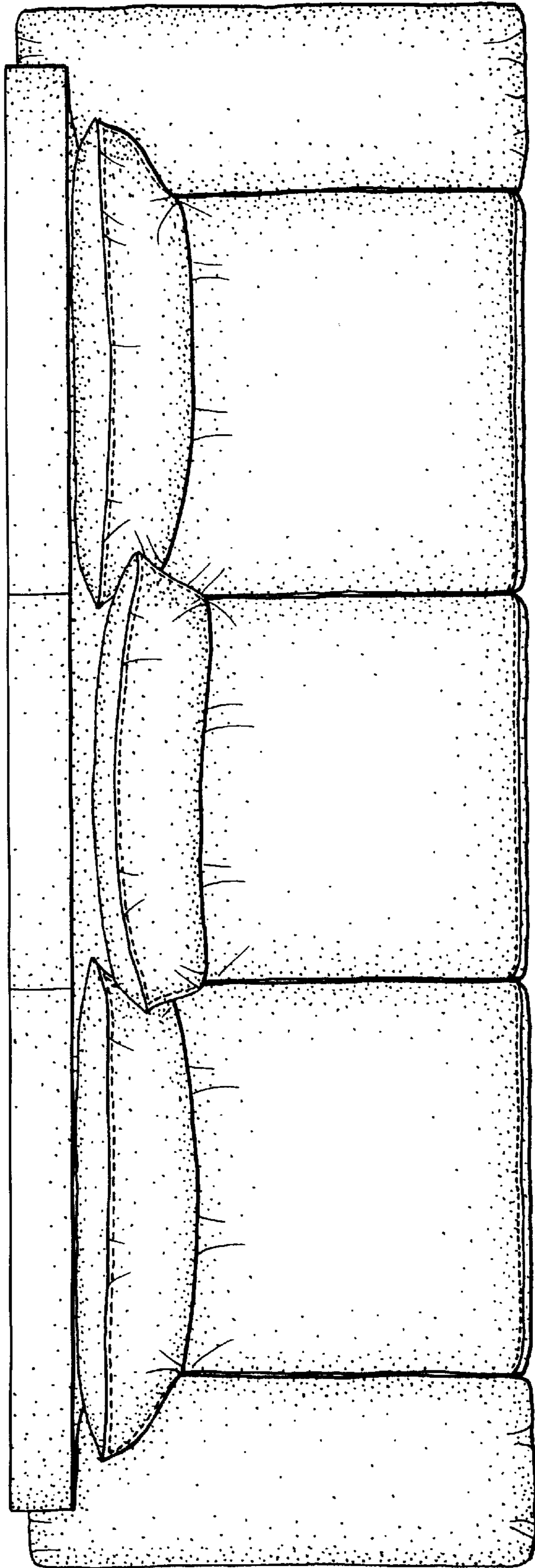


FIG. 3