



US00D412401S

# United States Patent [19]

Stützer et al.

[11] Patent Number: Des. 412,401

[45] Date of Patent: \*\* Aug. 3, 1999

[54] ELECTRIC BROOM

[75] Inventors: **Franz Alban Stützer**, Offenbach a.m.;  
**Bernd Köhler**, Hanau-Steinheim, both  
of Germany

[73] Assignee: **Rowenta-Werke GmbH**, Offenbach  
a.m., Germany

[\*\*] Term: **14 Years**

[21] Appl. No.: **29/087,423**

[22] Filed: **May 1, 1998**

### [30] Foreign Application Priority Data

Nov. 1, 1997 [DE] Germany ..... 97 10 081

[51] LOC (6) Cl. .... **04-01**

[52] U.S. Cl. .... **D4/135; D32/51**

[58] Field of Search ..... D32/38, 40, 50,  
D32/51, 52; D4/100, 132, 116, 135, 138,  
199; 15/159.1, 160, 168, 171, 341, 350,  
398, 47, 49.1

### [56] References Cited

#### U.S. PATENT DOCUMENTS

- D. 311,645 10/1990 Warwick et al. .... D4/132
- D. 332,701 1/1993 Berti ..... D4/199
- D. 350,233 9/1994 Joyner ..... D4/199
- D. 364,962 12/1995 Vosbikian ..... D4/132

D. 384,506 10/1997 Ferrari ..... D4/132 X  
5,414,889 5/1995 Sartori ..... 15/159.1

*Primary Examiner*—Susan J. Lucas  
*Assistant Examiner*—Cynthia E. Ramirez  
*Attorney, Agent, or Firm*—Cohen, Pontani, Lieberman &  
Pavane

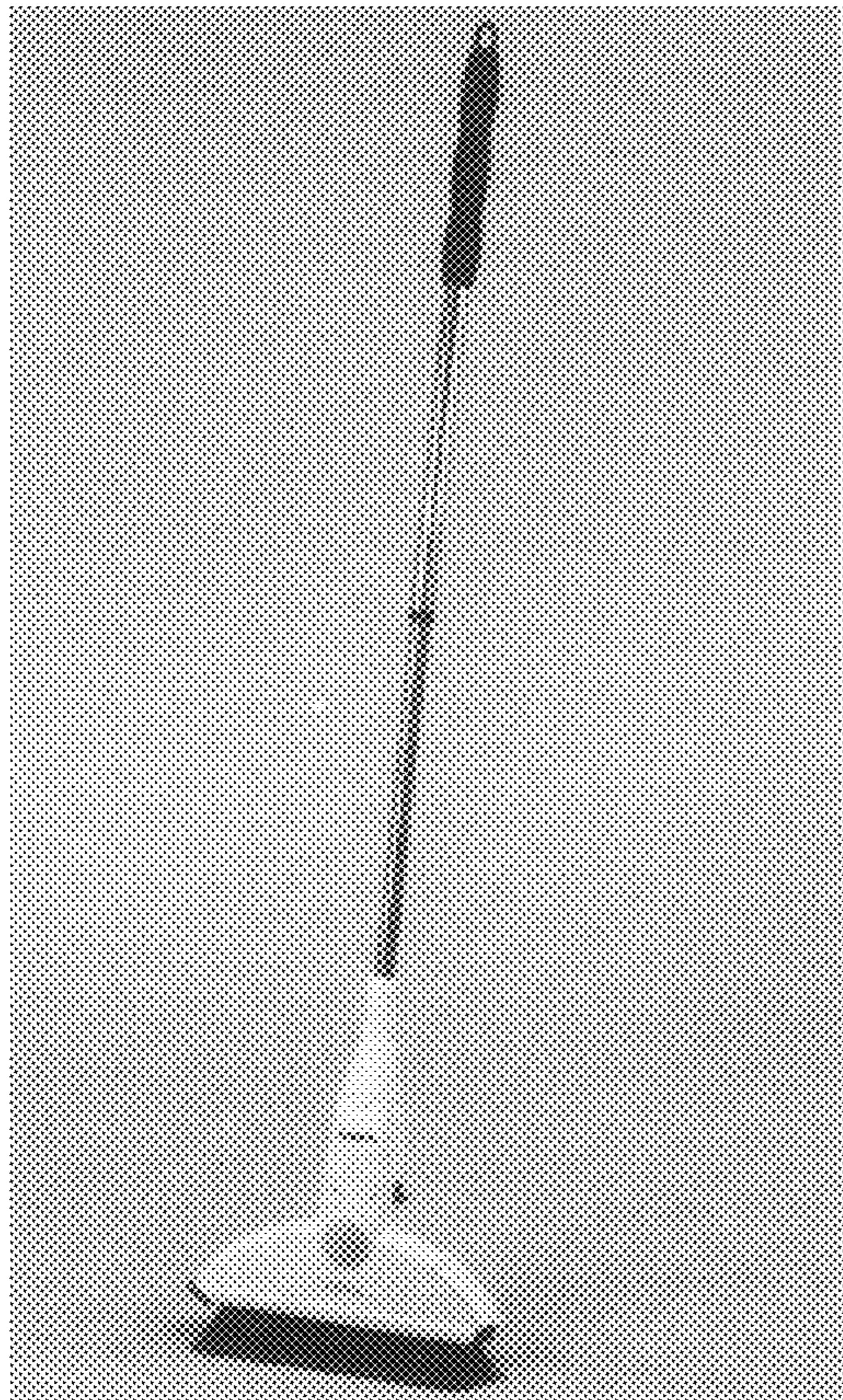
### [57] CLAIM

The ornamental design for a electric broom, as shown and described.

### DESCRIPTION

FIG. 1 is a front perspective view of the electric broom of the present invention front, rear and side views of the handle being the same;  
 FIG. 2 is a rear perspective view thereof;  
 FIG. 3 is a right side elevational view thereof;  
 FIG. 4 is a left side elevational view thereof;  
 FIG. 5 is an enlarged front elevational view thereof not showing the entire handle;  
 FIG. 6 is a rear elevational view thereof;  
 FIG. 7 is an enlarged top view thereof without the handle;  
 FIG. 8 is a bottom view thereof;  
 FIG. 9 is an enlarged right side elevational view thereof not showing the entire handle; and,  
 FIG. 10 is an enlarged left side elevational view thereof not showing the entire handle.

1 Claim, 3 Drawing Sheets





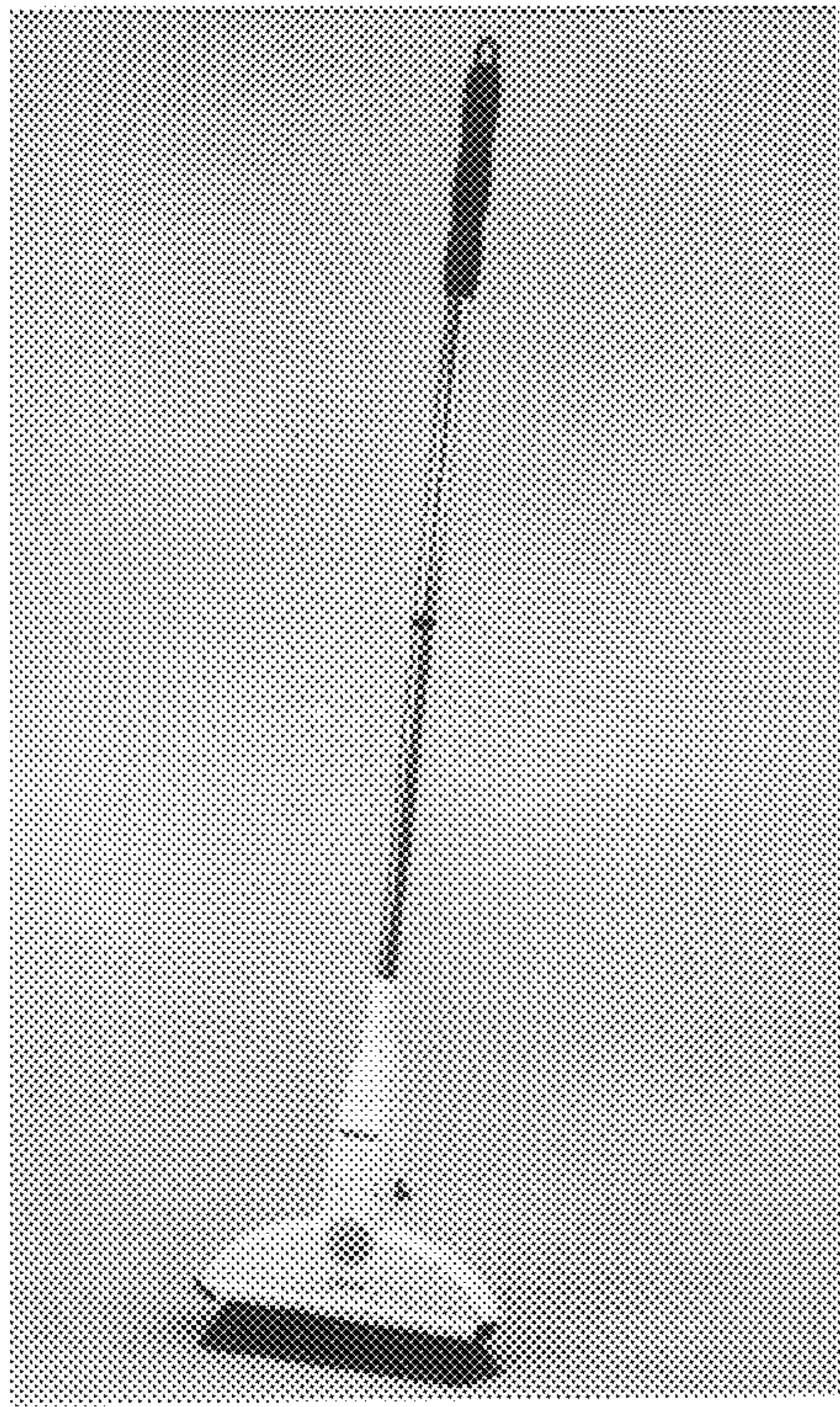


FIG. 1




FIG. 2

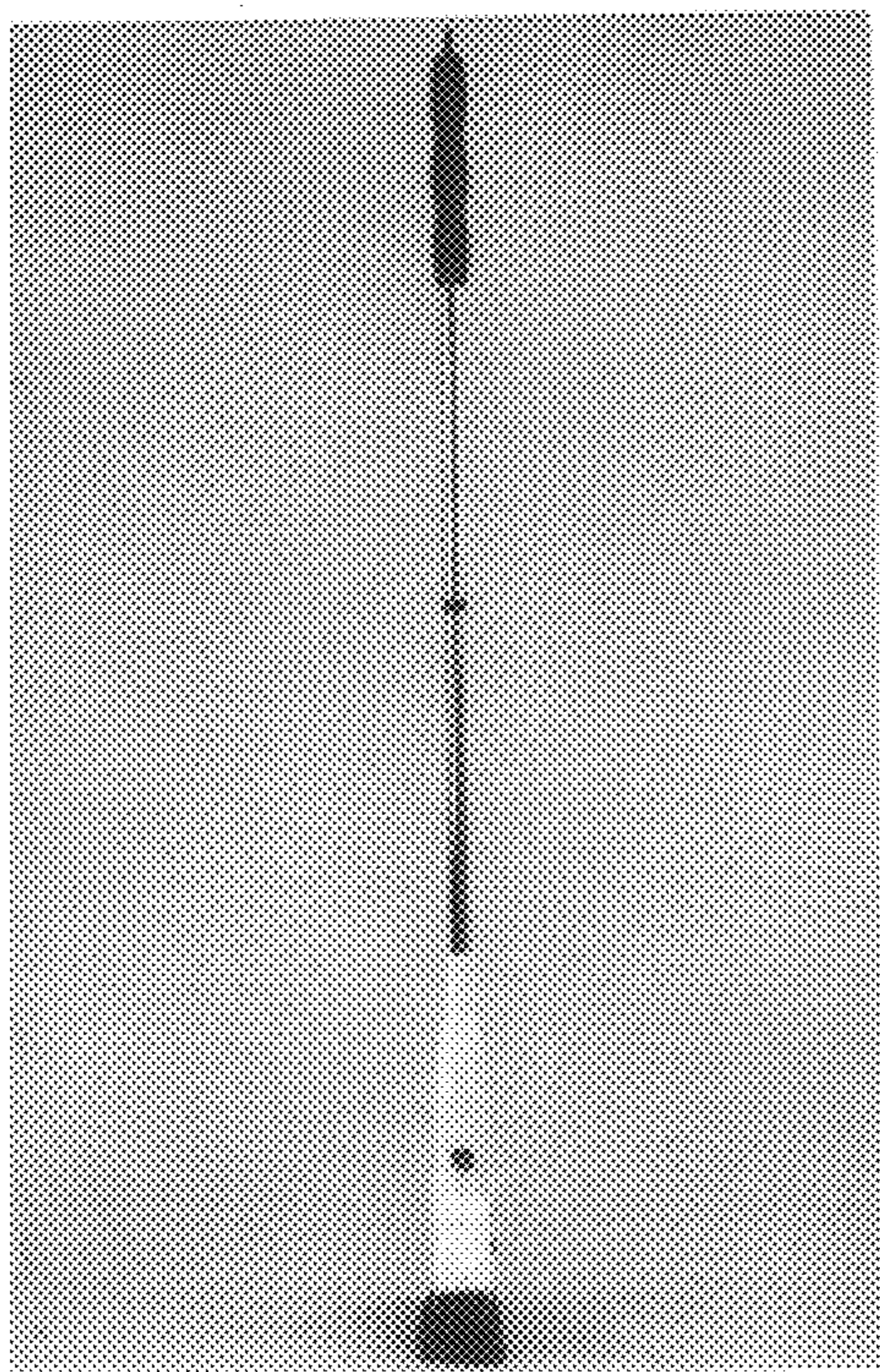


FIG. 3

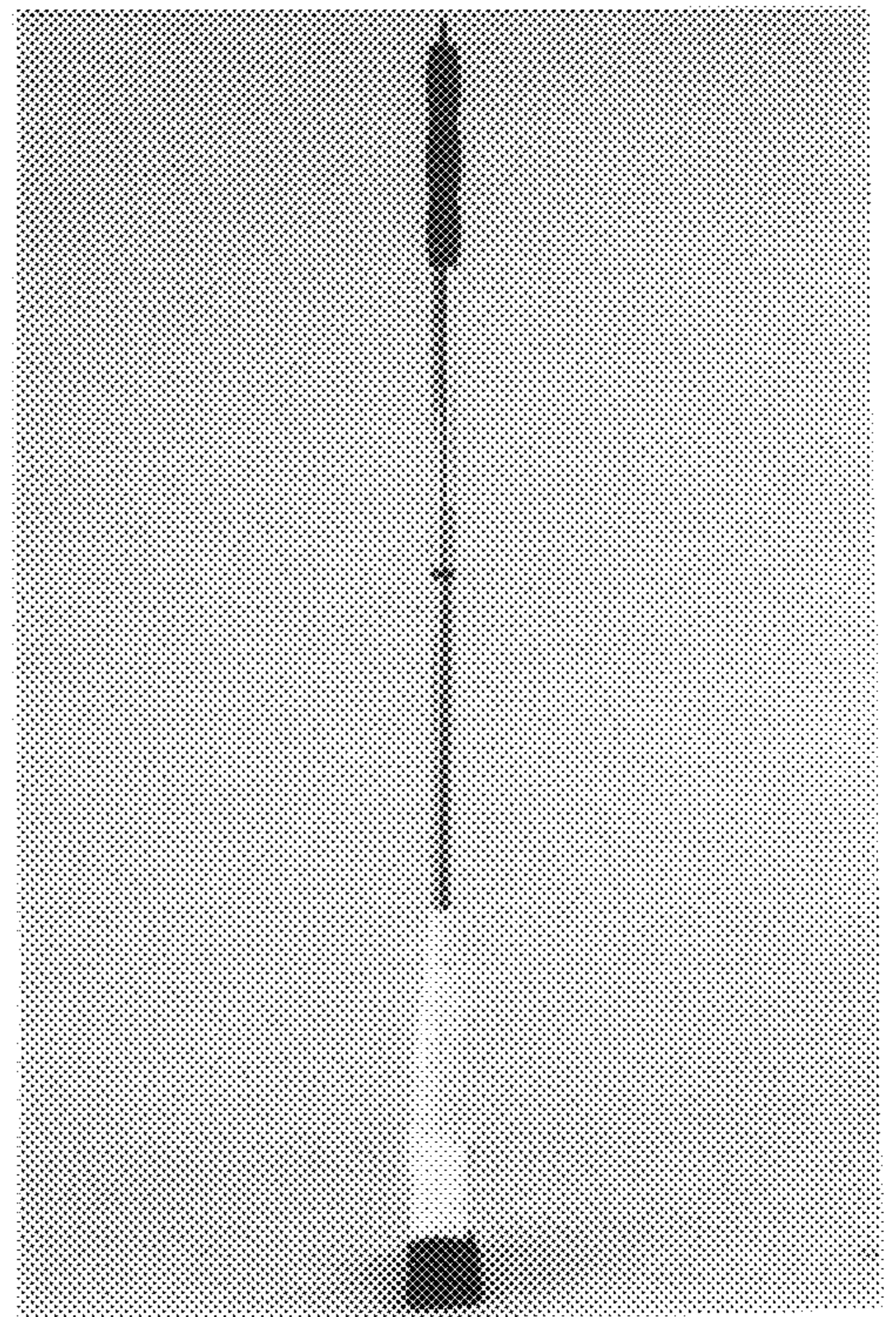


FIG. 4





Fig. 5




Fig. 6

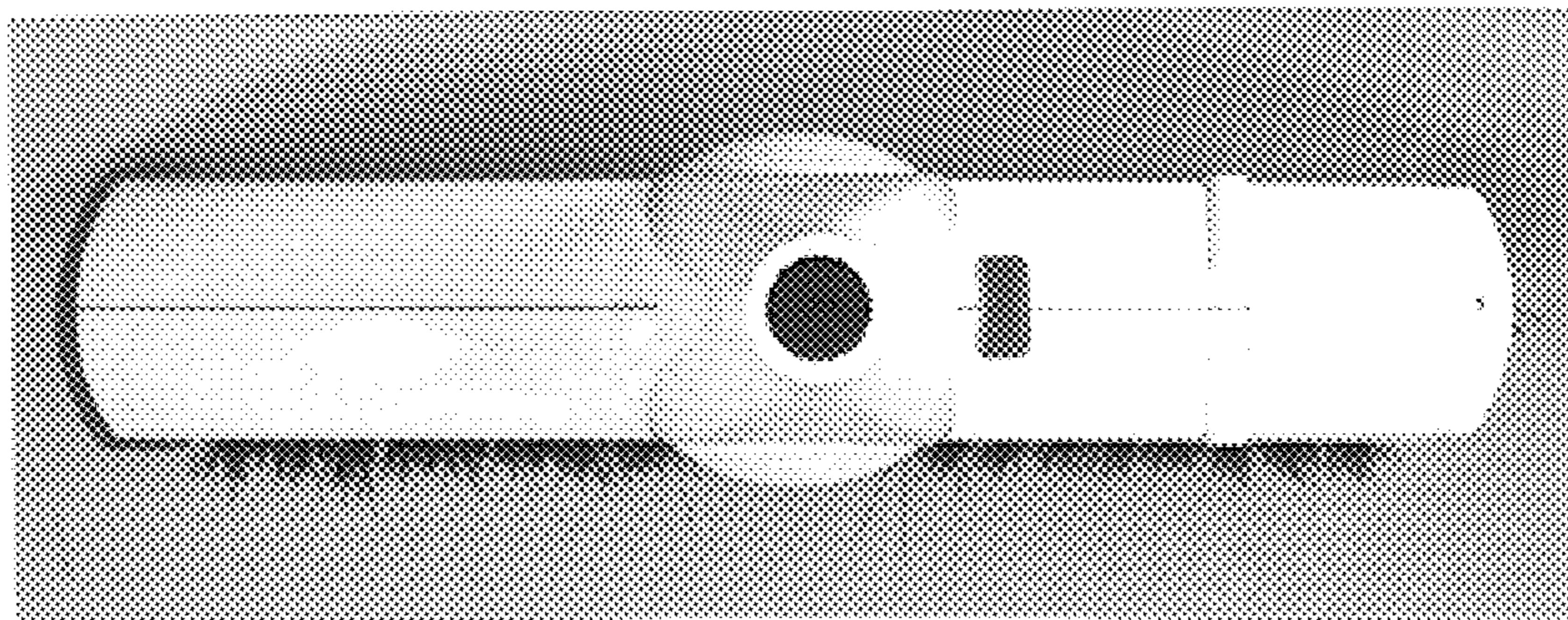


Fig. 7






Fig. 8




Fig. 9




Fig. 10