



US00D412390S

United States Patent [19]
Robinson et al.

[11] **Patent Number: Des. 412,390**
[45] **Date of Patent: ** Aug. 3, 1999**

[54] **FOOT-BED BOTTOM HAVING BLADDERS THEREON**

[75] Inventors: **Doug K. Robinson**, Mansfield; **John J. Erickson**, Brockton, both of Mass.; **John F. Lane, III**, Stratham, N.H.

[73] Assignee: **Acushnet Company**, Fairhaven, Mass.

[**] Term: **14 Years**

[21] Appl. No.: **29/080,584**

[22] Filed: **Dec. 11, 1997**

[51] **LOC (6) Cl.** **02-04**

[52] **U.S. Cl.** **D2/901**

[58] **Field of Search** D2/961; 36/44,
36/43, 29, 28, 153, 141, 147, 180

[56] **References Cited**

U.S. PATENT DOCUMENTS

D. 246,486	11/1977	Nickel	D2/961
D. 255,060	5/1980	Okazawa	D2/961
D. 268,303	3/1983	Gaski	D2/961
D. 302,764	8/1989	Peoples et al.	D2/961
D. 309,211	7/1990	Nakagawa	D2/961
D. 345,249	3/1994	Sell, Jr.	D2/961
D. 349,393	8/1994	Mishan	D2/961
D. 354,390	1/1995	Howlett et al.	D2/961
4,567,677	2/1986	Zona	36/43
4,841,647	6/1989	Turucz	36/44
5,778,561	7/1998	Shimoyama	36/43

FOREIGN PATENT DOCUMENTS

WO 96/28055 9/1996 WIPO .

Primary Examiner—Louis S. Zarfaz
Assistant Examiner—G. Andoll
Attorney, Agent, or Firm—Pennie & Edmonds LLP

[57] **CLAIM**

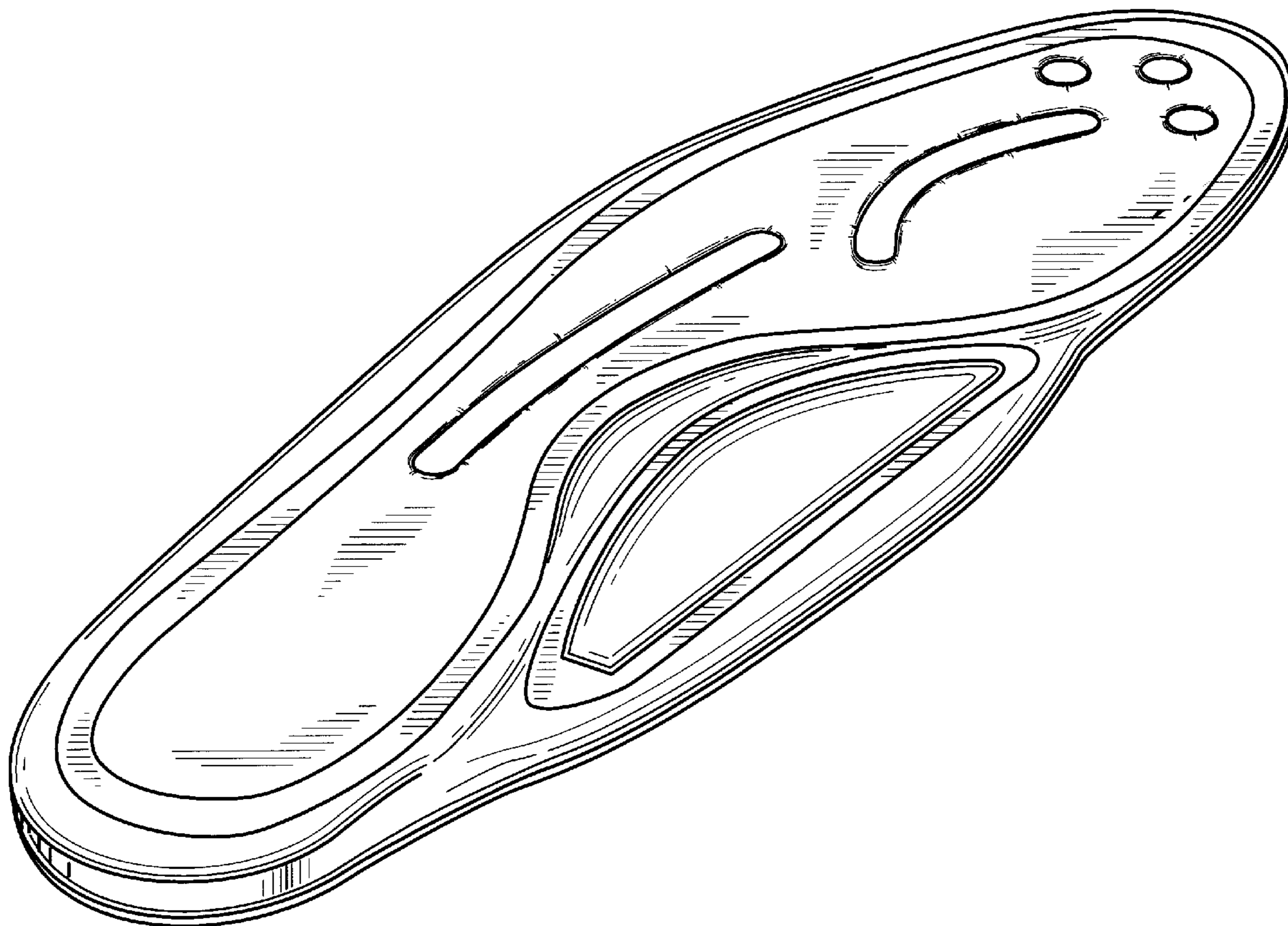
The ornamental design for a foot-bed bottom having bladders thereon, as shown and described.

DESCRIPTION

FIG. 1 is a bottom, left and rear perspective view of a first embodiment of a foot-bed bottom having bladders thereon according to the invention;
FIG. 2 is a bottom view thereof;
FIG. 3 is a left side view thereof;
FIG. 4 is a rear view thereof;
FIG. 5 is a bottom, left and rear perspective view of a second embodiment of a foot-bed bottom having bladders thereon according to the invention;
FIG. 6 is a bottom view thereof;
FIG. 7 is a left side view thereof; and,
FIG. 8 is a rear view thereof.

The broken lines in FIGS. 5 and 6 are for illustrative purposes only and form no part of the second embodiment. The surfaces of the foot-bed bottom having bladders thereon that are not shown form no part of the claimed design.

1 Claim, 6 Drawing Sheets



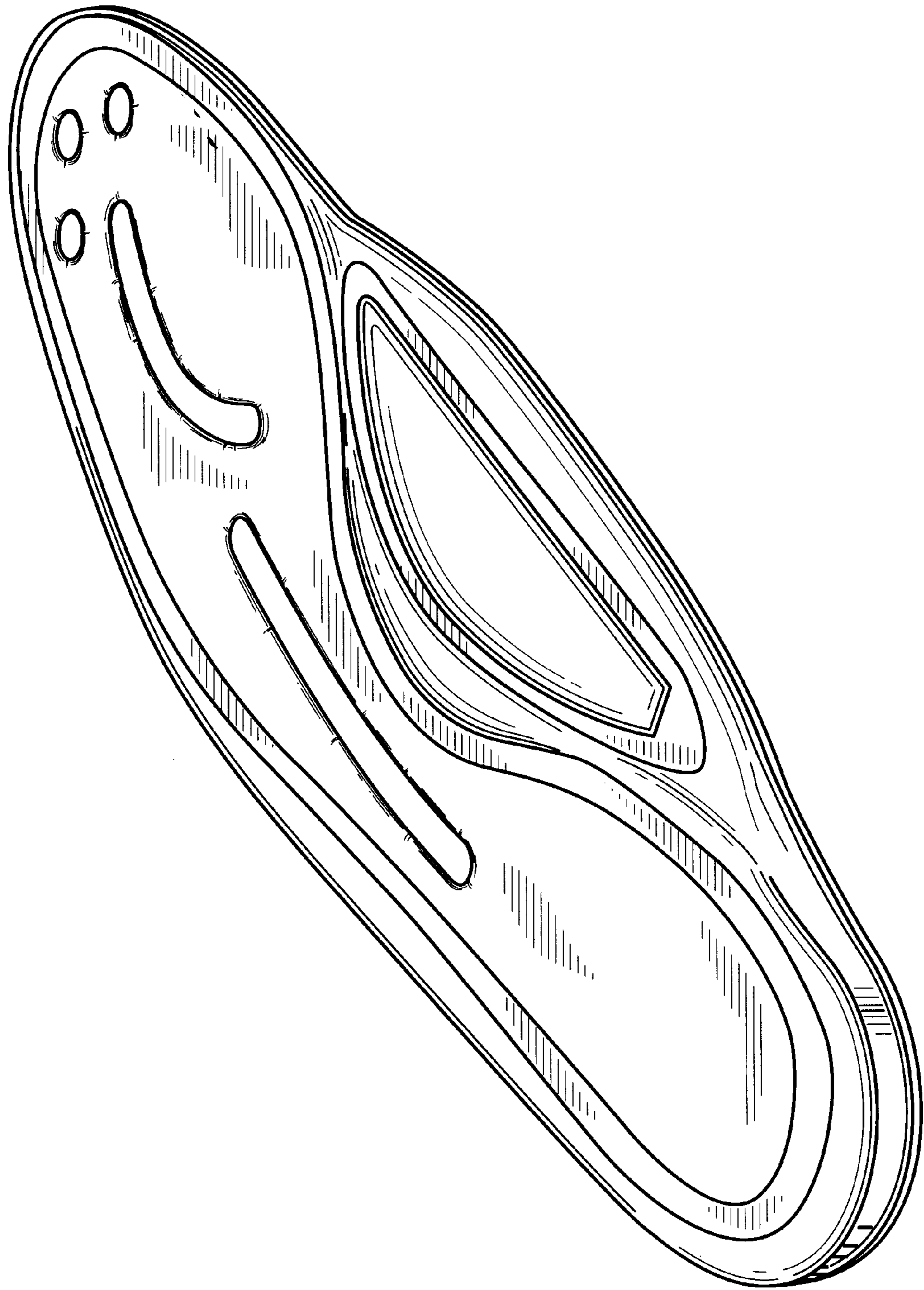


FIG. 1

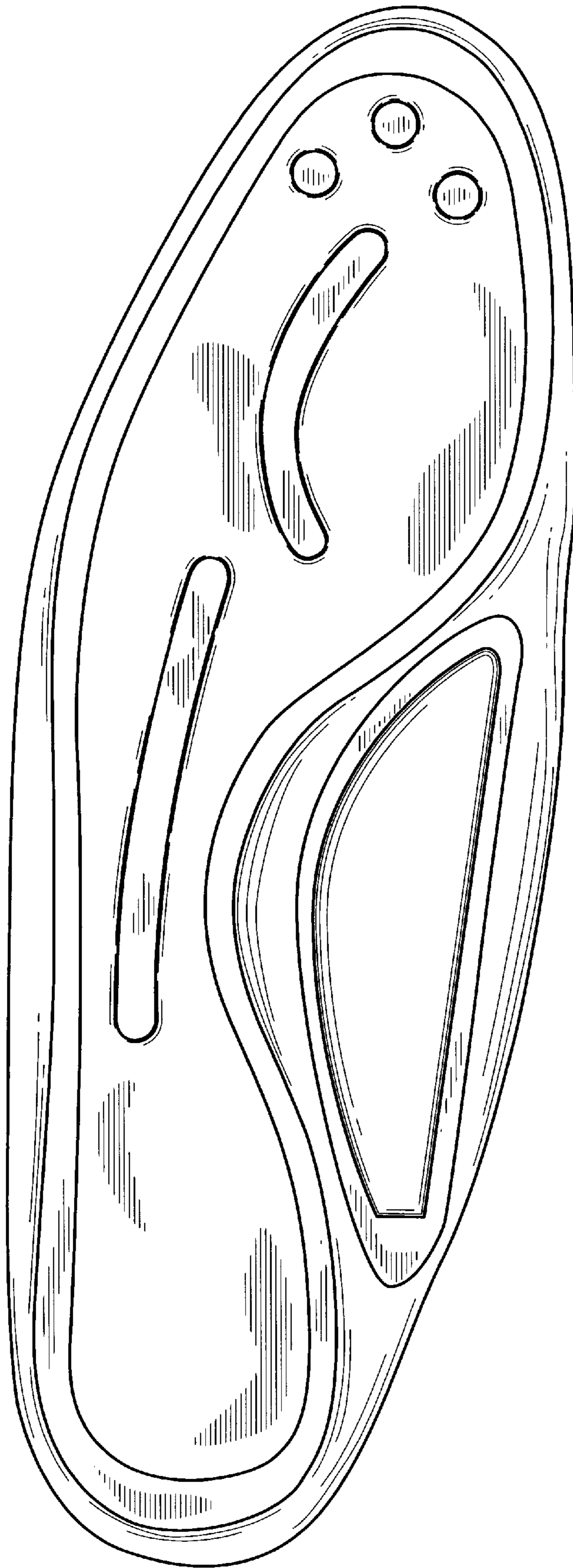


FIG. 2

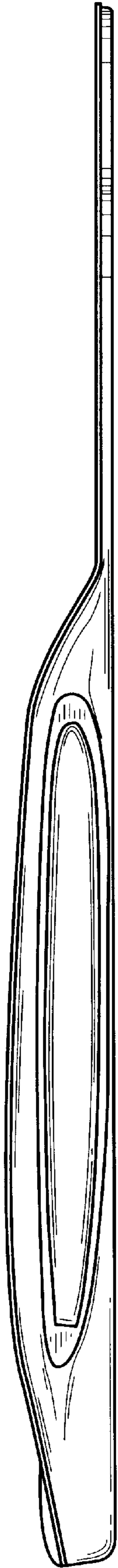


FIG. 3

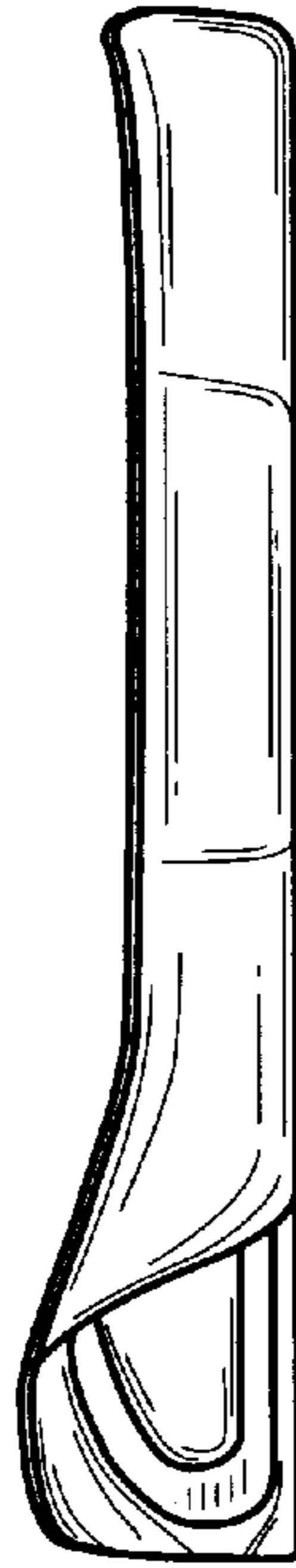


FIG. 4

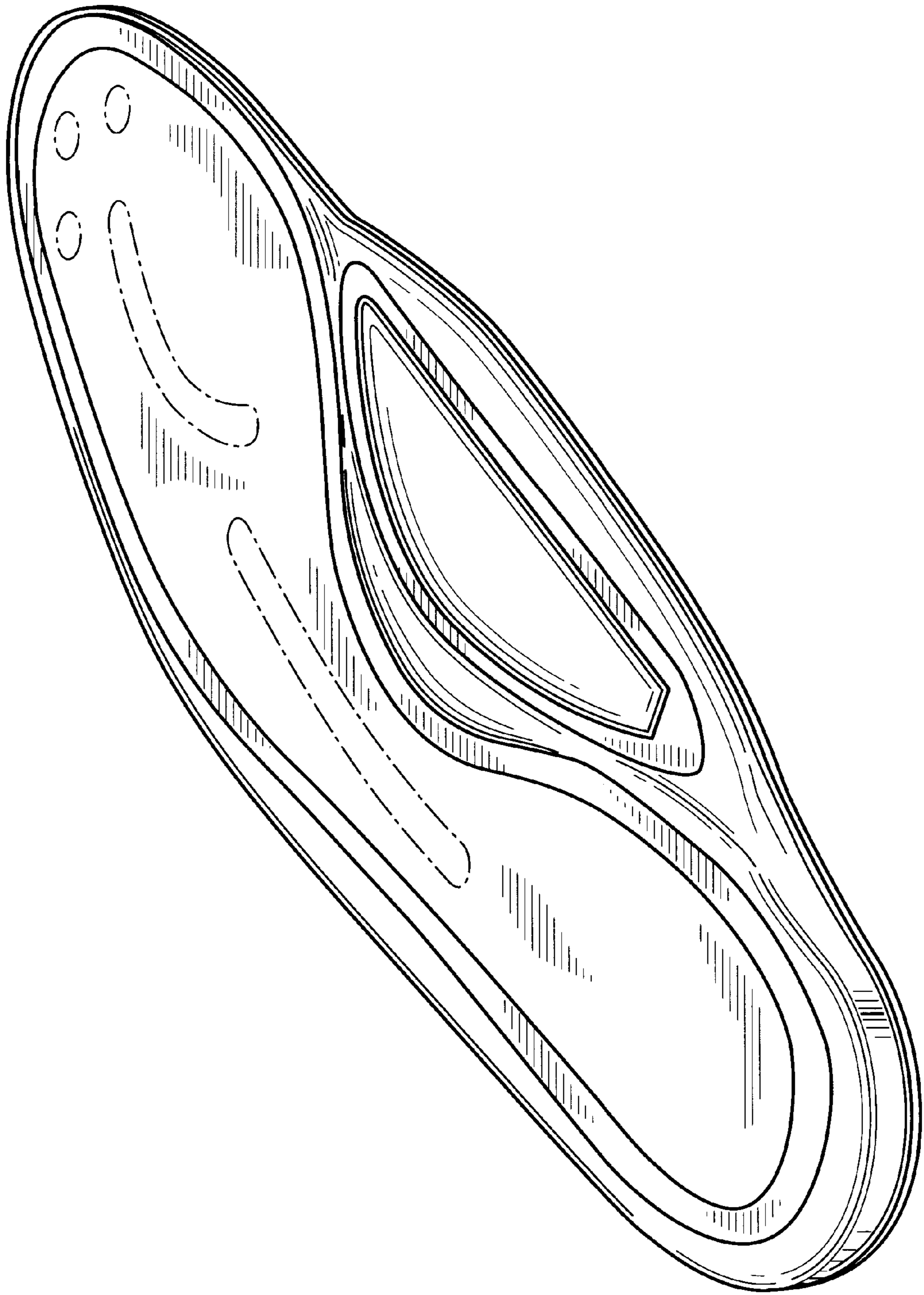


FIG. 5

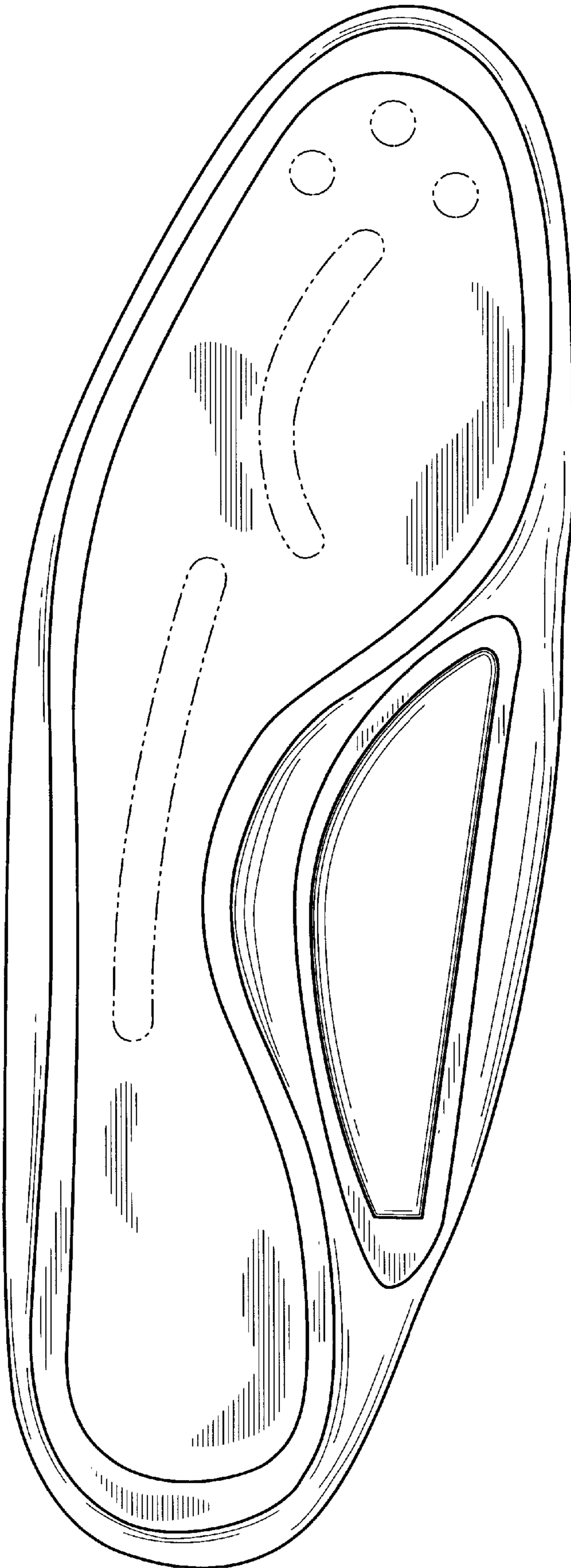


FIG. 6

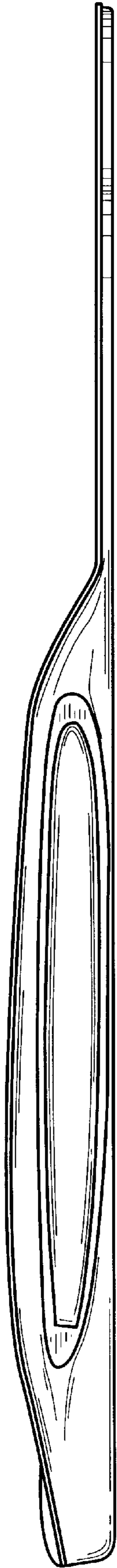


FIG. 7



FIG. 8