



US00D412385S

United States Patent [19]

Murakami et al.

[11] Patent Number: **Des. 412,385**

[45] Date of Patent: **** Jul. 27, 1999**

[54] **FORK LIFT TRUCK**

[75] Inventors: **Koji Murakami; Chikayo Eitoku; Chiaki Saito**, all of Nagoya; **Satoshi Matsuda**, Sagamihara, all of Japan

[73] Assignee: **Mitsubishi Heavy Industries, Ltd.**, Tokyo, Japan

[**] Term: **14 Years**

[21] Appl. No.: **29/086,092**

[22] Filed: **Apr. 6, 1998**

[30] **Foreign Application Priority Data**

Oct. 6, 1997 [JP] Japan 9-70234

[51] **LOC (6) Cl.** **12-05**

[52] **U.S. Cl.** **D34/34**

[58] **Field of Search** D34/34, 28, 37; 180/89.12, 89.13, 89.17; 187/222, 237, 238

[56] **References Cited**

U.S. PATENT DOCUMENTS

D. 389,981 1/1998 Donaldson D34/34

D. 393,134 3/1998 Mariano D34/34
D. 393,516 4/1998 Hahn et al. D34/34
D. 393,517 4/1998 Kim et al. D34/34

Primary Examiner—Susan J. Lucas
Assistant Examiner—Cynthia Ramirez

[57] **CLAIM**

The ornamental design for a fork lift truck, as shown and described.

DESCRIPTION

FIG. 1 is a perspective view of a fork lift truck showing our new design;
FIG. 2 is a right side view of a fork lift truck;
FIG. 3 is a front view of a fork lift truck;
FIG. 4 is a back view of a fork lift truck;
FIG. 5 is a top plan view of a fork lift truck; and,
FIG. 6 is a bottom plan view of a fork lift truck.

1 Claim, 3 Drawing Sheets




FIG. 1




FIG. 2

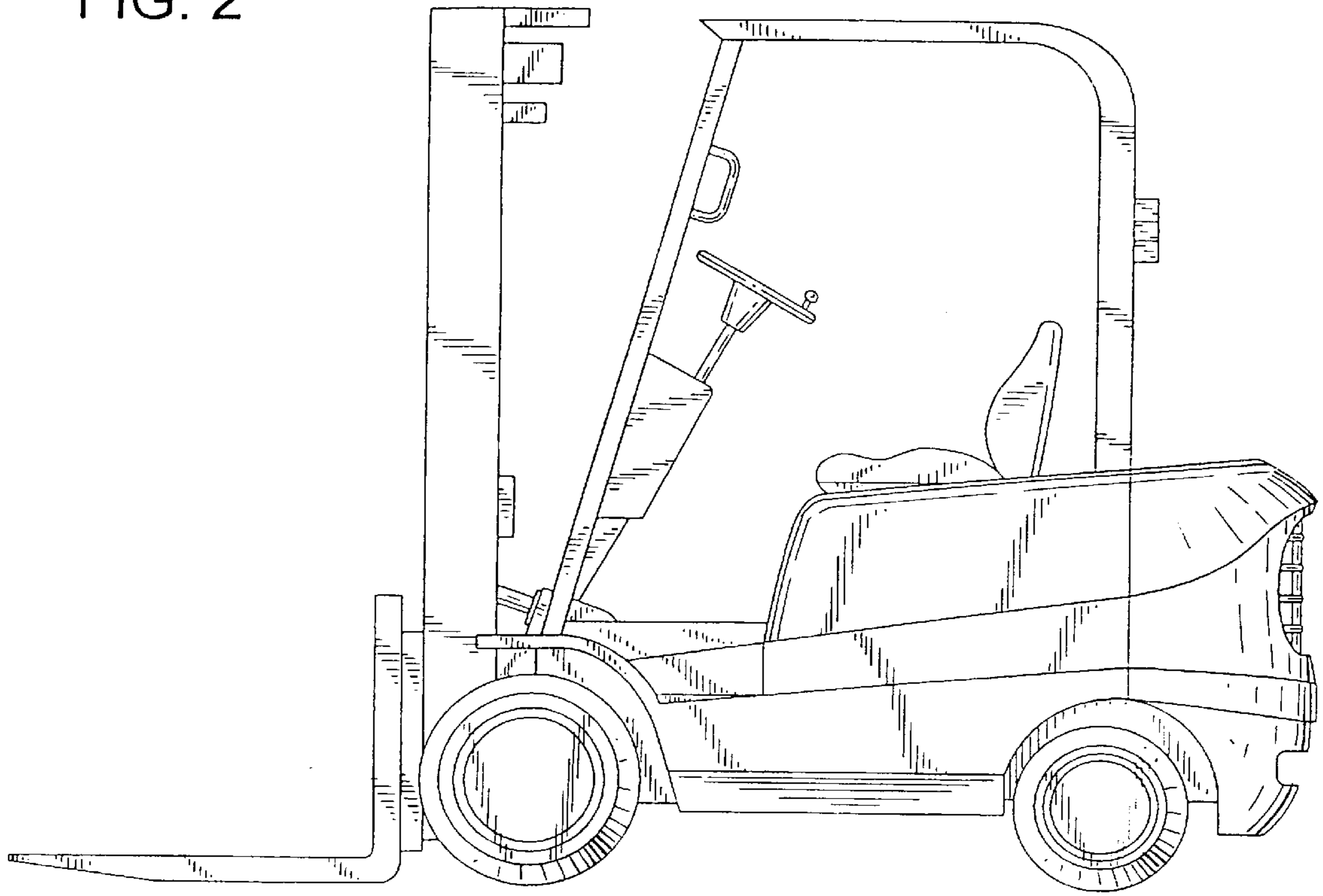


FIG. 3

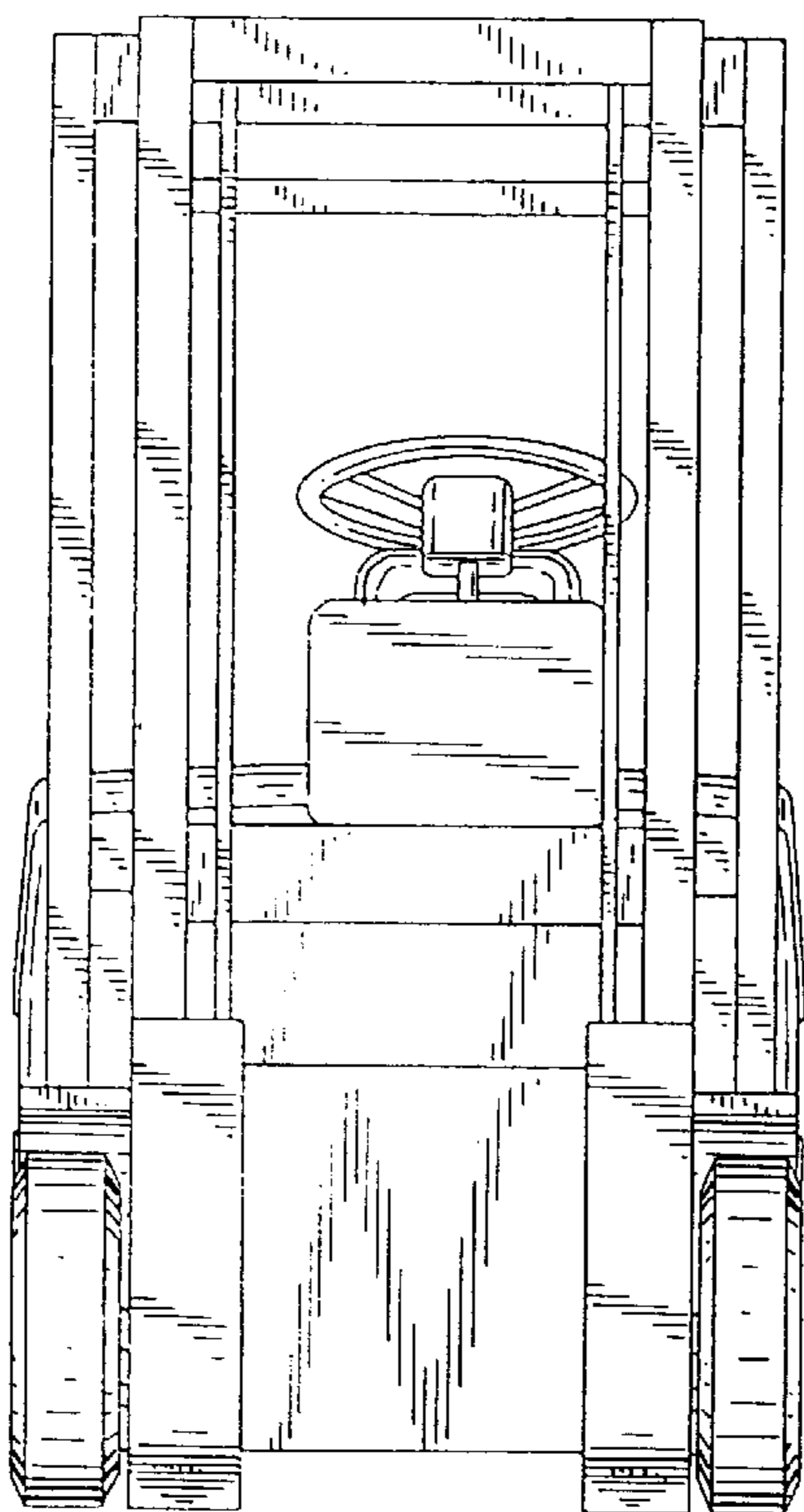


FIG. 4

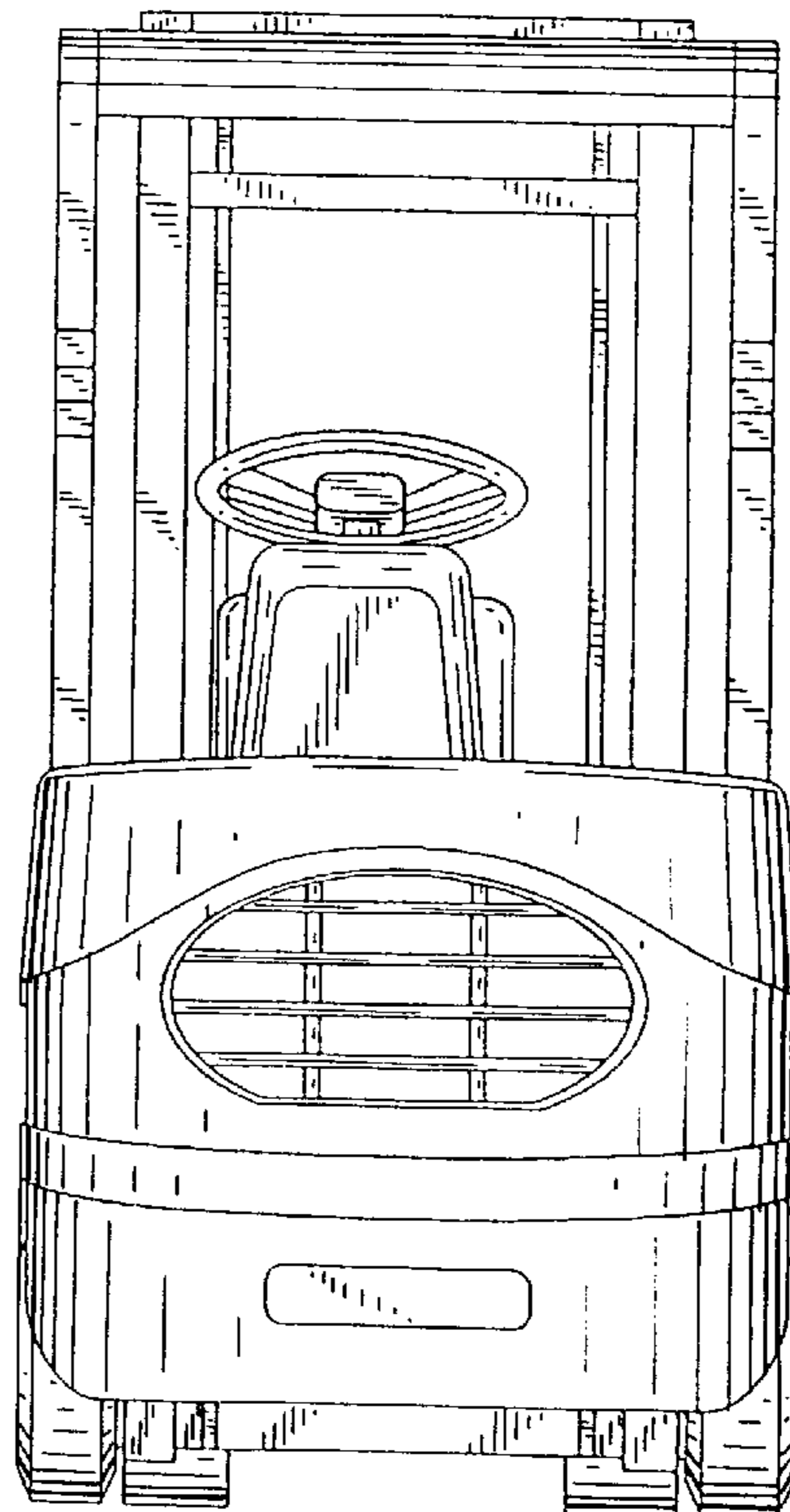


FIG. 5

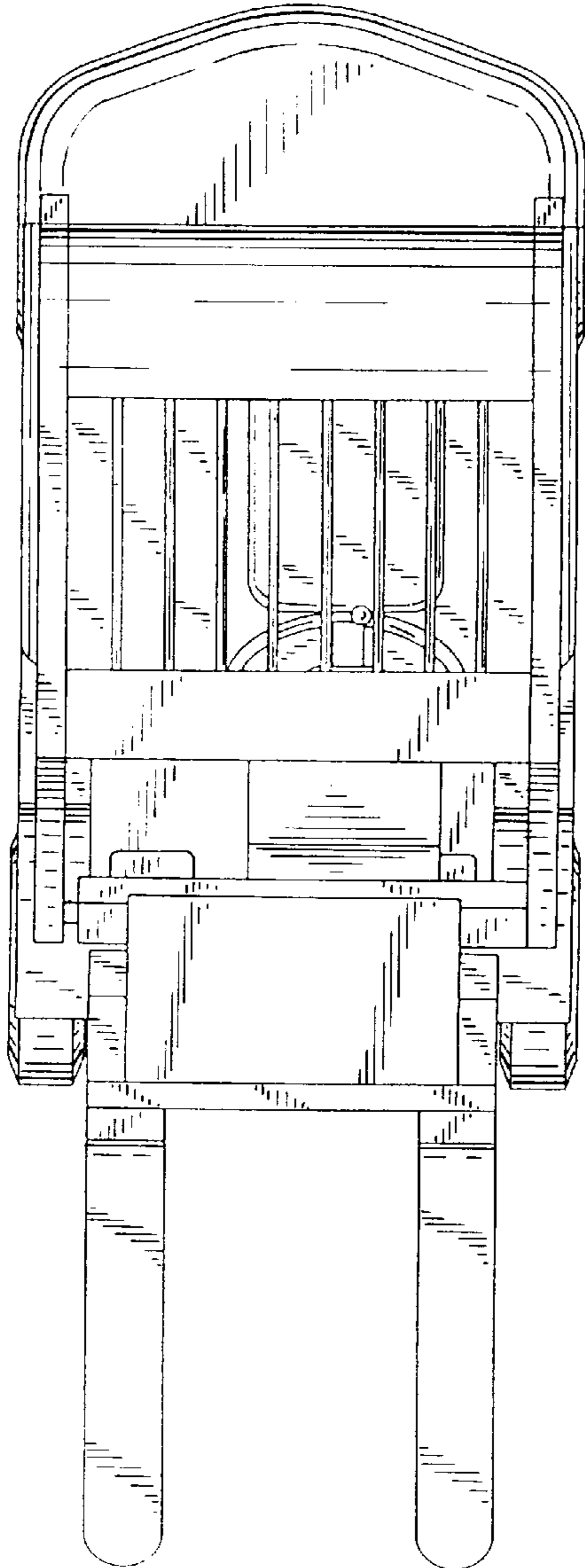


FIG. 6

