



US00D412372S

United States Patent [19] Lam

[11] **Patent Number: Des. 412,372**

[45] **Date of Patent: ** Jul. 27, 1999**

[54] **LIGHT**

D. 395,722 6/1998 Howard et al. D26/49
D. 403,089 12/1998 Arribard D26/28

[75] Inventor: **Luen Shan Lam**, North Point, The Hong Kong Special Administrative Region of the People's Republic of China

Primary Examiner—Marcus A. Jackson
Attorney, Agent, or Firm—Leydig, Voit & Mayer, Ltd.

[73] Assignee: **Sky City International Ltd.**, North Point, The Hong Kong Special Administrative Region of the People's Republic of China

[57] **CLAIM**

The ornamental design for a light, as shown and described.

[**] Term: **14 Years**

DESCRIPTION

[21] Appl. No.: **29/094,492**

FIG. 1 is a top end, left side and front perspective view of a light showing my new design;

[22] Filed: **Oct. 2, 1998**

FIG. 2 is a front elevational view thereof;

[51] **LOC (6) Cl.** **26-02**

[52] **U.S. Cl.** **D26/46**

[58] **Field of Search** D26/37-50; 362/157, 362/158, 160, 161, 171, 173, 178, 183-208

FIG. 3 is a left side elevational view thereof;

FIG. 4 is a top end view thereof;

FIG. 5 is a right side elevational view thereof;

FIG. 6 is a rear elevational view thereof; and,

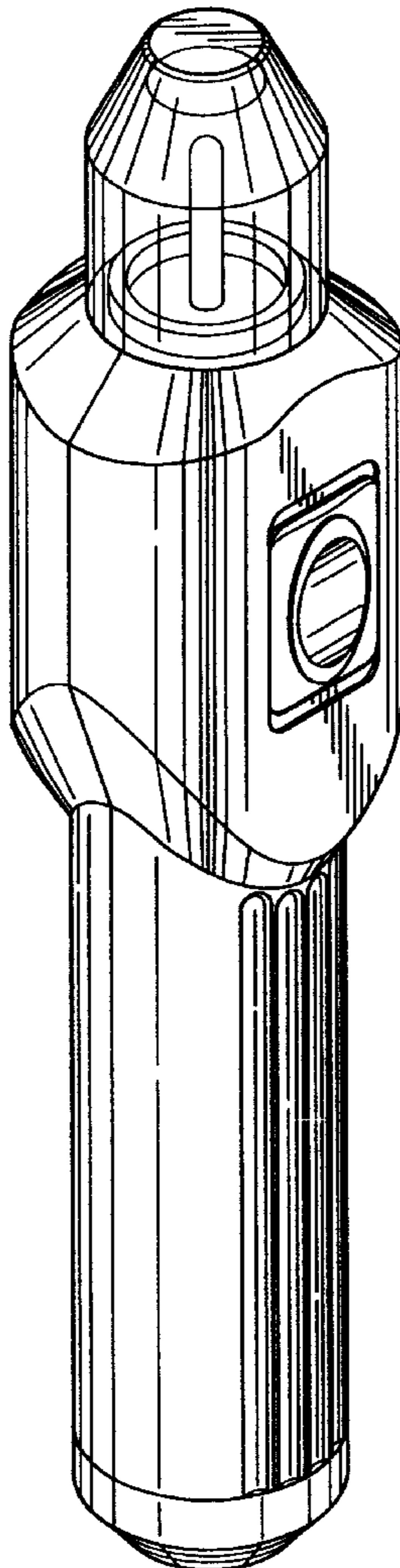
FIG. 7 is a bottom end view thereof.

[56] **References Cited**

U.S. PATENT DOCUMENTS

D. 312,138 11/1990 Burns D26/49

1 Claim, 3 Drawing Sheets



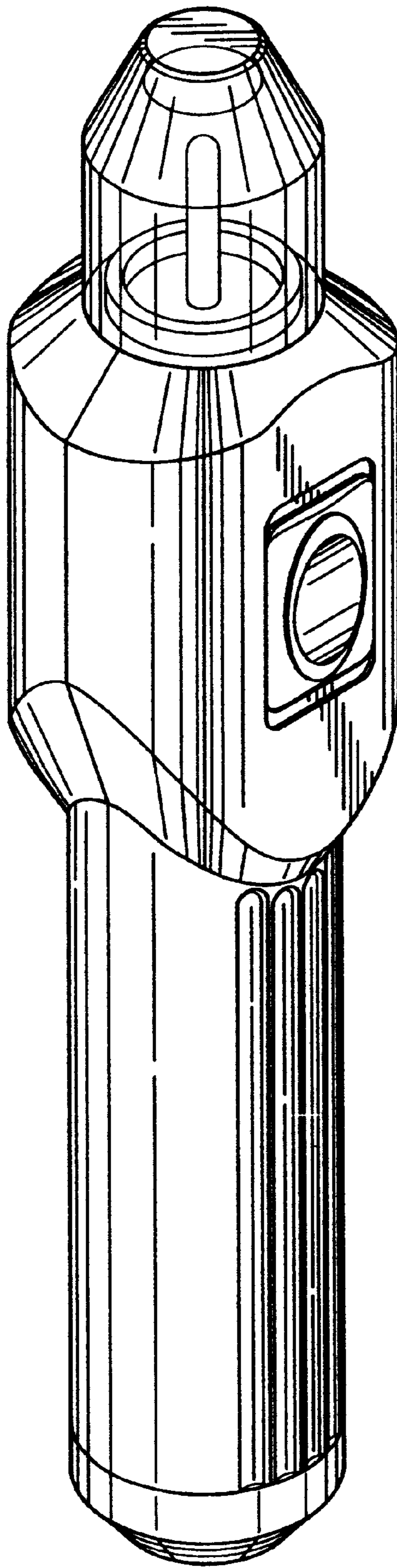


FIG. 1

FIG. 4

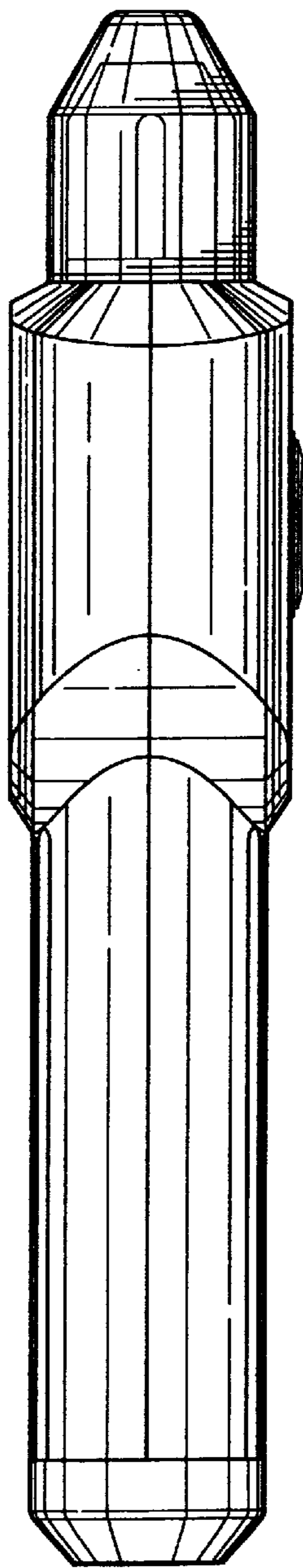
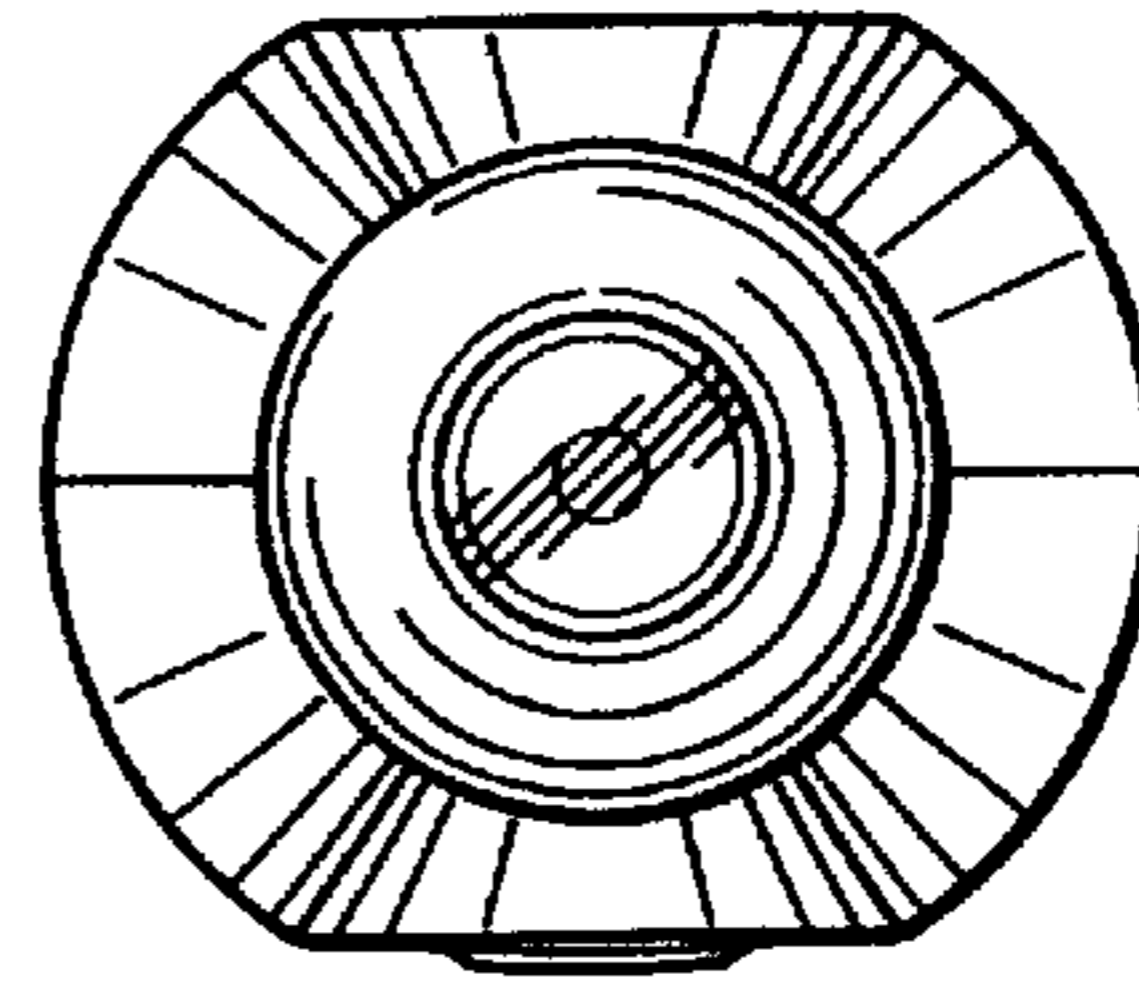


FIG. 3

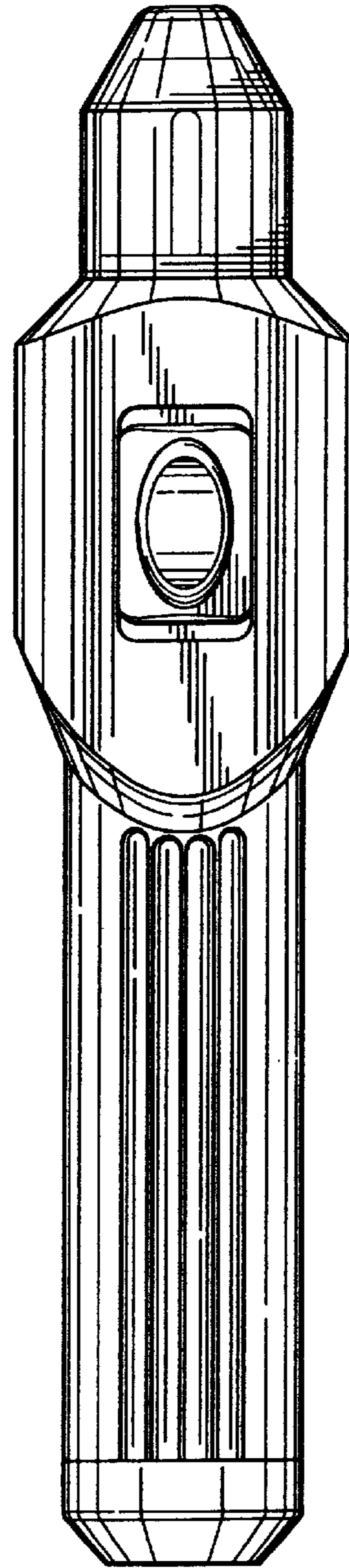


FIG. 2




FIG. 5

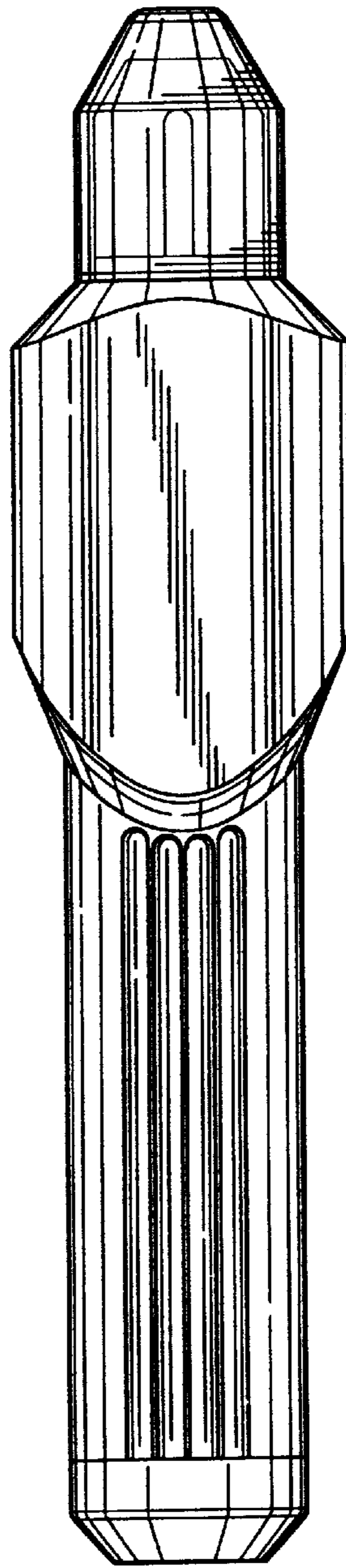


FIG. 6

FIG. 7

