



US00D412323S

# United States Patent [19]

Kahn et al.

[11] Patent Number: Des. 412,323

[45] Date of Patent: \*\* Jul. 27, 1999

[54] NAVIGATION INTERFACE FOR THE DISPLAY SCREEN OF AN ELECTRONIC DEVICE

[75] Inventors: Philippe Richard Kahn, Scotts Valley; Eric O. Bodnar, Capitola, both of Calif.

[73] Assignee: Starfish Software, Inc., Scotts Valley, Calif.

[\*\*] Term: 14 Years

[21] Appl. No.: 29/075,202

[22] Filed: Aug. 8, 1997

[51] LOC (6) Cl. .... 14-02

[52] U.S. Cl. .... D14/114.9

[58] Field of Search ..... D14/114, 114.1, D14/114.9; D18/24, 27; D10/11; D19/6; 345/326, 339-40, 347-57

### [56] References Cited

#### U.S. PATENT DOCUMENTS

D. 385,865	11/1997	Levin	.....	D14/114.3
D. 388,425	12/1997	Newton et al.	.....	D14/114.9
D. 391,249	2/1998	Yamamoto et al.	.....	D14/114.5
D. 392,267	3/1998	Mason et al.	.....	D14/114.3
D. 393,843	4/1998	Sakazume	.....	D14/114.3
D. 393,845	4/1998	Wanishi et al.	.....	D14/114.3
D. 397,331	8/1998	Ryan	.....	D14/114.9

#### OTHER PUBLICATIONS

Corel Gallery II Clipart Catalog, Corel Corp., arrow symbols shown on pp. B27-30, 1995.  
Symbol Sourcebook, Henry Dreyfuss, Van Nostrand Reinhold Co., arrow symbols, pp. 215-220, 1972.

Primary Examiner—M. H. Tung  
Attorney, Agent, or Firm—John A. Smart

### [57] CLAIM

The ornamental design for a navigation interface for the display screen of an electronic device, as shown and described.

### DESCRIPTION

FIG. 1 is a perspective view of a navigation interface for the display screen of an electronic device;

FIG. 2 is a front view thereof;

FIG. 3 is a front view of a second embodiment thereof, on an enlarged scale, the input keys are shown separately for clarity of illustration;

FIG. 4 is a front view of a third embodiment thereof;

FIG. 5 is a front view of a fourth embodiment thereof;

FIG. 6 is a front view of a fifth embodiment thereof;

FIG. 7 is a front view of a sixth embodiment thereof;

FIG. 8 is a front view of a seventh embodiment thereof;

FIG. 9 is a front view of an eighth embodiment thereof;


FIG. 10 is a front view of a ninth embodiment thereof;

FIG. 11 is a front view of a tenth embodiment thereof; and,

FIG. 12 is a front view of an eleventh embodiment thereof.

The broken lines are for illustrative purposes only and form no part of the claimed design.

1 Claim, 6 Drawing Sheets






FIG. 1


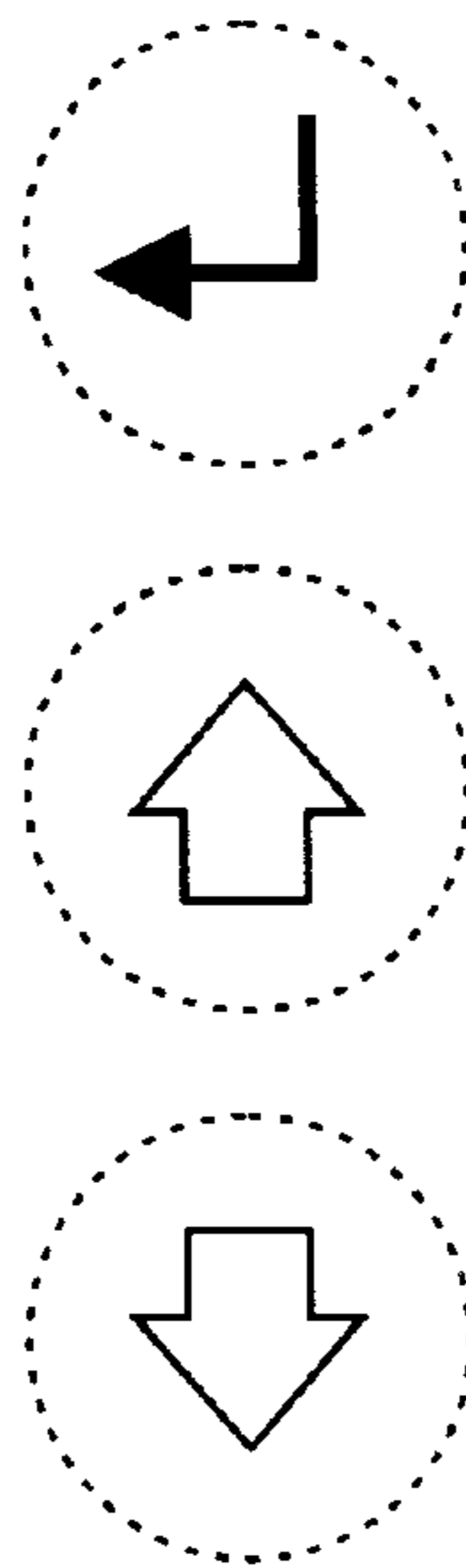



FIG. 2



**FIG. 3**



**FIG. 4**




FIG. 5




FIG. 6




FIG. 7




FIG. 8




FIG. 9




FIG. 10

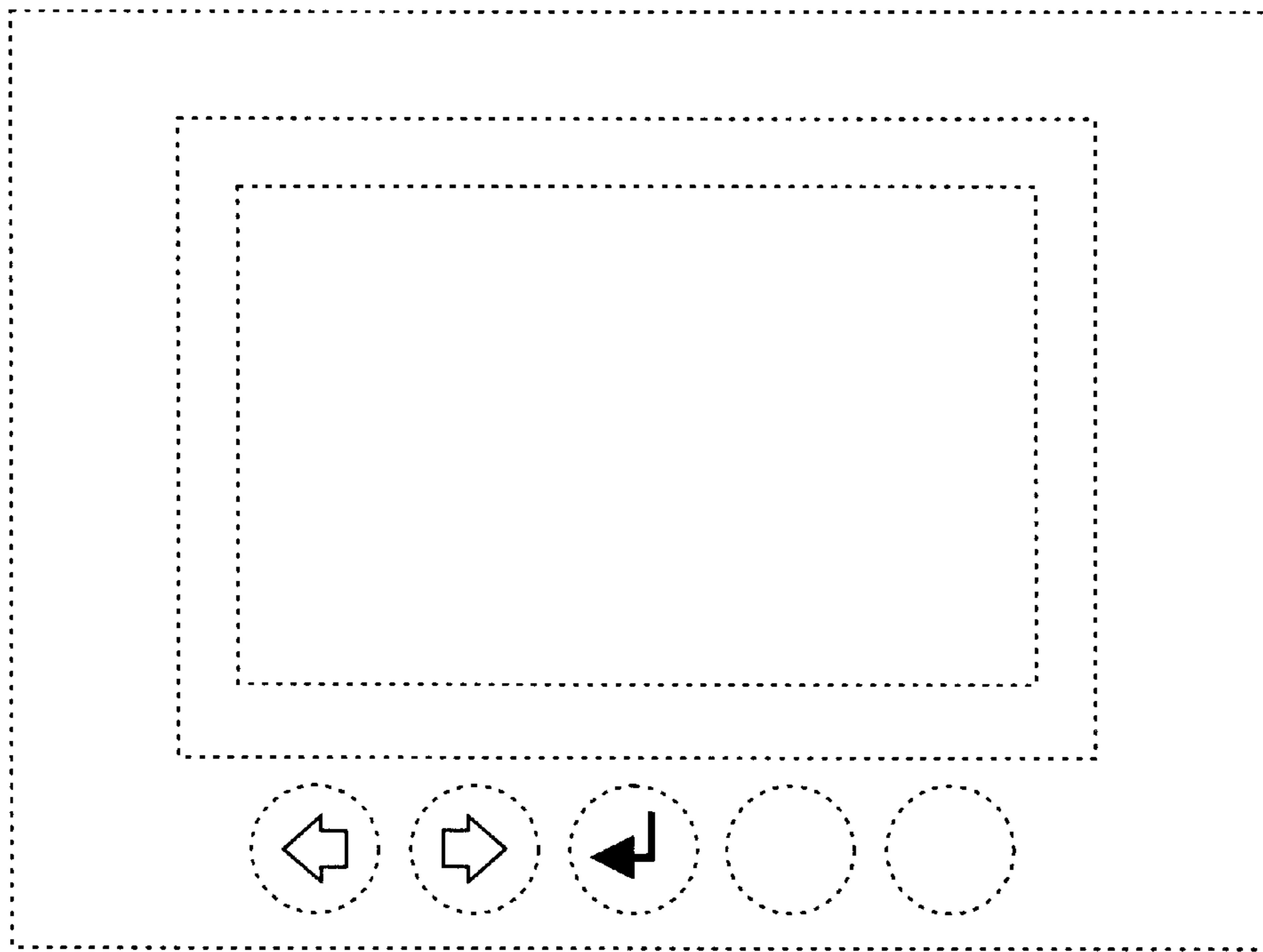


FIG. 11

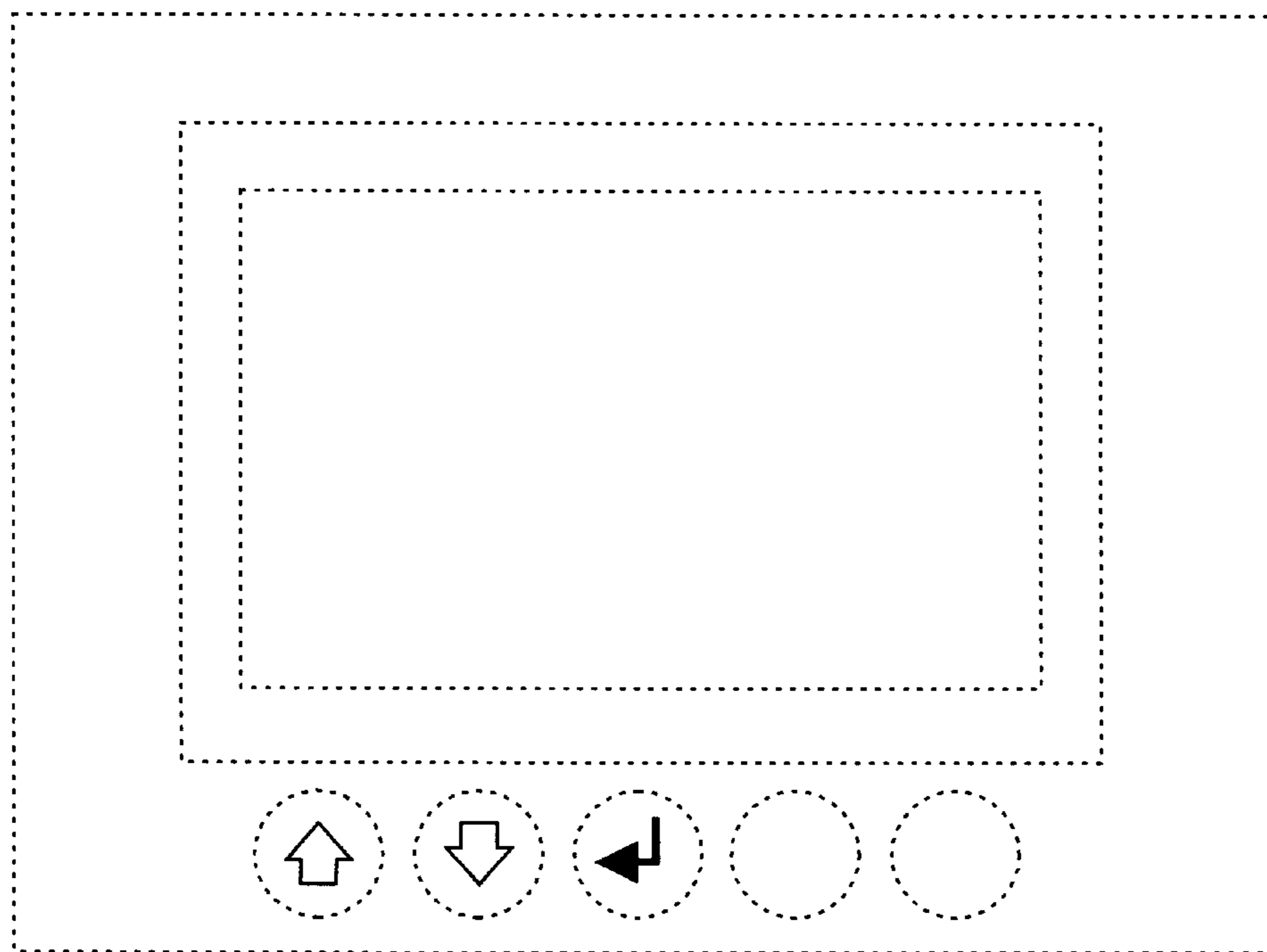


FIG. 12