



US00D412311S

# United States Patent [19] Silvershein

[11] **Patent Number: Des. 412,311**  
[45] **Date of Patent: \*\* Jul. 27, 1999**

[54] **COOLER FOR AUTOMOBILE SEAT MOUNTING**

[75] Inventor: **Arnold Silvershein**, Hartsdale, N.Y.  
[73] Assignee: **E & B Giftware, Inc.**, Yonkers, N.Y.  
[\*\*] Term: **14 Years**

[21] Appl. No.: **29/087,091**  
[22] Filed: **Apr. 27, 1998**

[51] **LOC (6) Cl.** ..... **12-16**  
[52] **U.S. Cl.** ..... **D12/416; D3/217**  
[58] **Field of Search** ..... D12/416, 423;  
D6/513, 514, 611, 553, 556, 559; D7/601,  
605, 607, 602; D3/216, 217; 224/148.3,  
652-653, 627, 153, 539, 314, 318, 37.1;  
296/37.15, 37.8; 297/188.04-188.07, 188.12,  
188.2

[56] **References Cited**

**U.S. PATENT DOCUMENTS**

D. 236,856	9/1975	Miller	.....	D7/605
D. 284,620	7/1986	Calton	.....	D7/605
D. 290,309	6/1987	Welch	.....	D3/217 X
D. 308,916	7/1990	Dinham	.....	D3/217
D. 323,933	2/1992	Johnston	.....	D3/217
D. 324,953	3/1992	Swanner	.....	D3/217
D. 338,779	8/1993	Albert	.....	D3/217
D. 340,351	10/1993	Wrath	.....	D3/216
D. 340,354	10/1993	Wrath	.....	D3/217
D. 346,900	5/1994	Gill	.....	D12/416

D. 389,115 1/1998 Alves et al. .... D12/416  
D. 404,563 1/1999 Rausch ..... D3/216

*Primary Examiner*—Doris V. Coles  
*Assistant Examiner*—Stacia Sinuik  
*Attorney, Agent, or Firm*—Stanley J. Yavner

[57] **CLAIM**

The ornamental design for a cooler for automobile seat mounting, as shown and described.

**DESCRIPTION**

FIG. 1 is a right side, front and top isometric view of the cooler for automobile seat mounting embodying my new design, the broken lines in this view, and in other views herein, showing an automobile seat, upon which the cooler for automobile seat mounting is mounted, the seat being shown for illustrative purposes only and forming no part of the claimed design;

FIG. 2 is a reduced top plan view thereof;

FIG. 3 is a reduced bottom plan view thereof;

FIG. 4 is a reduced left side elevational view thereof;

FIG. 5 is a reduced rear elevational view thereof; and,

FIG. 6 is a right side, front and top isometric view of the cooler for automobile seat mounting, embodying my new design; similar to the view shown in FIG. 1, but with the top thereof shown in open position.

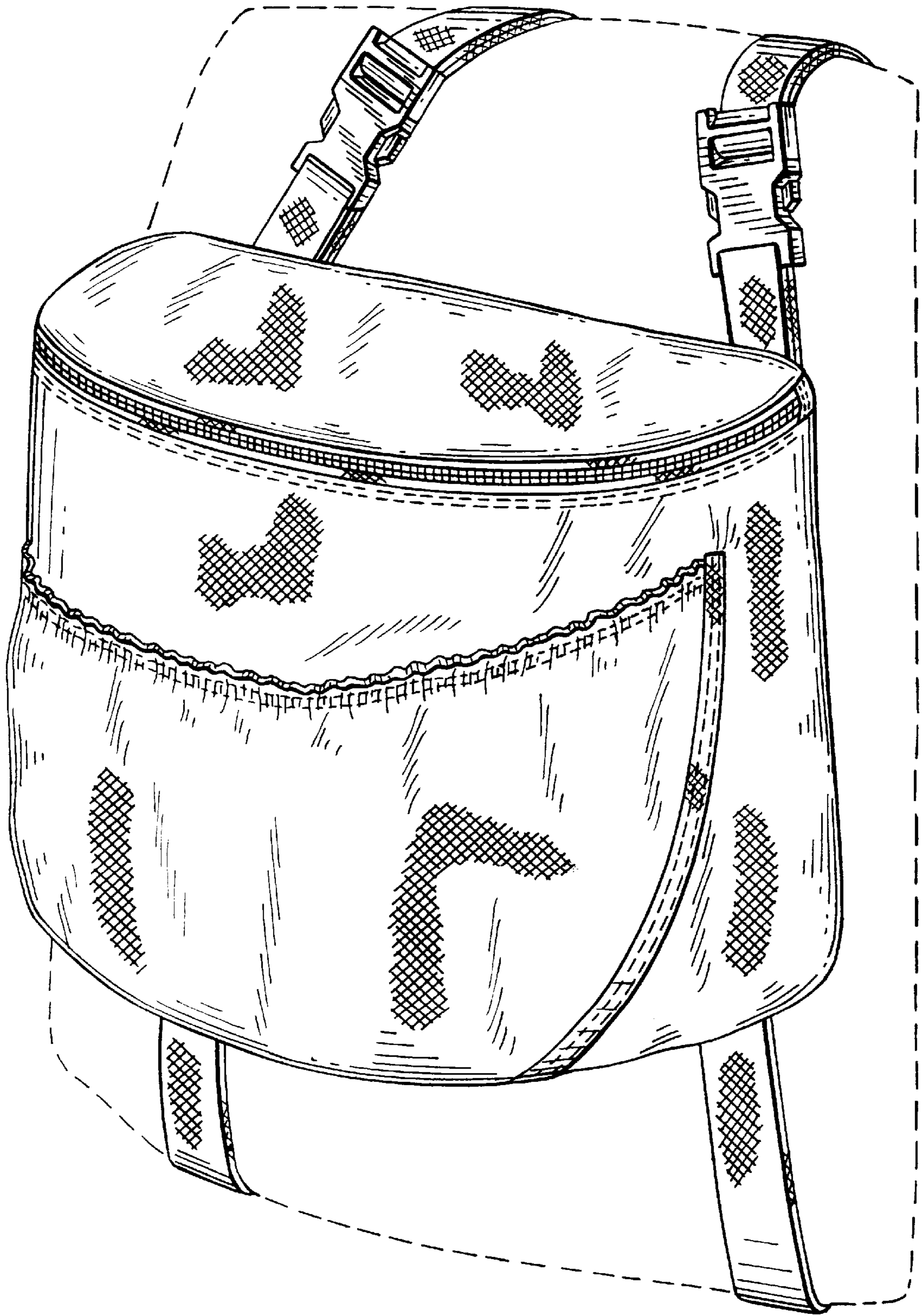
The interior portions of the cooler which are not visible in FIG. 6 form no part of the claimed design.

The dashed lines on the cooler are understood to represent stitching.

**1 Claim, 4 Drawing Sheets**

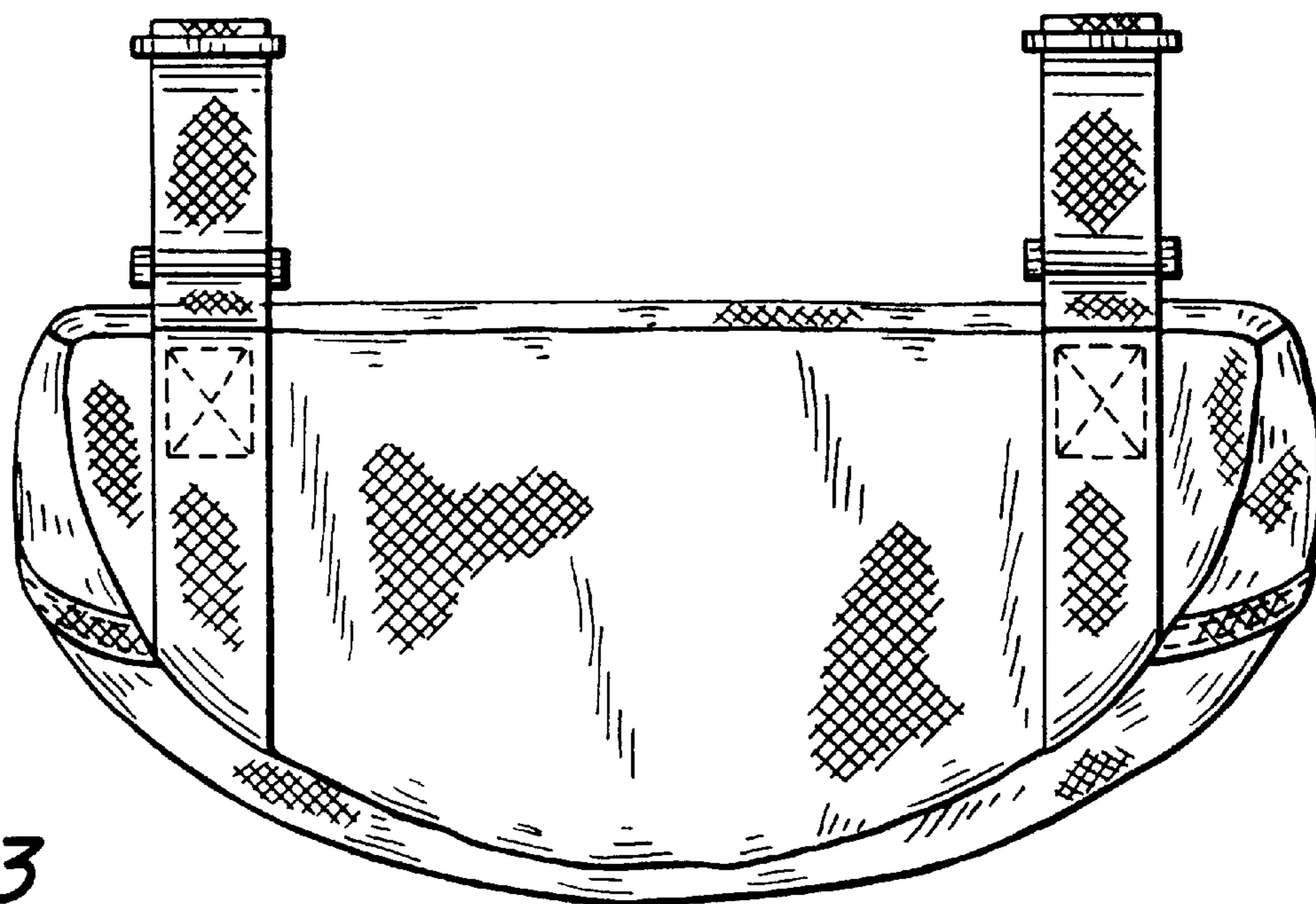
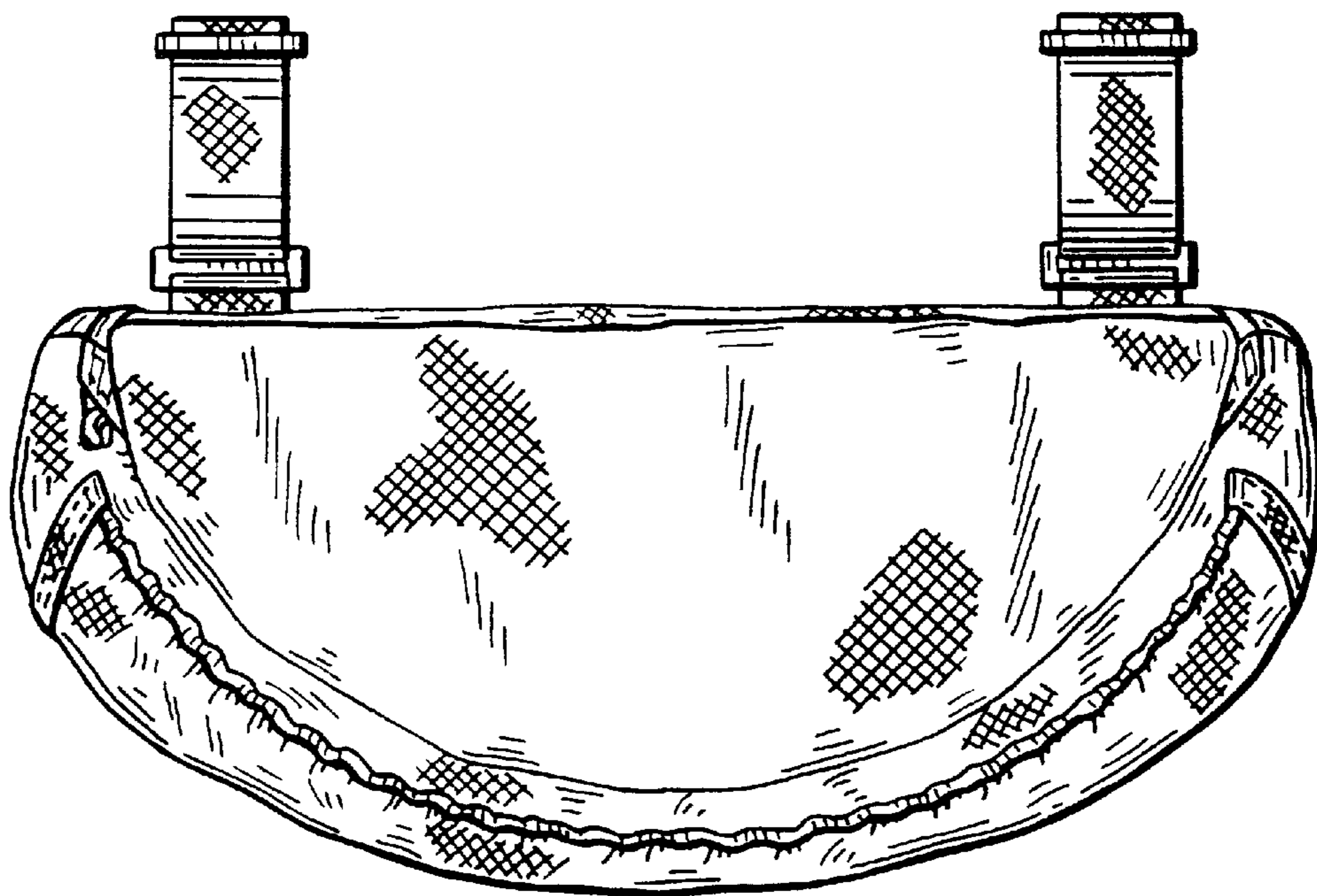


*FIG. 1*





*FIG.2*



*FIG.3*

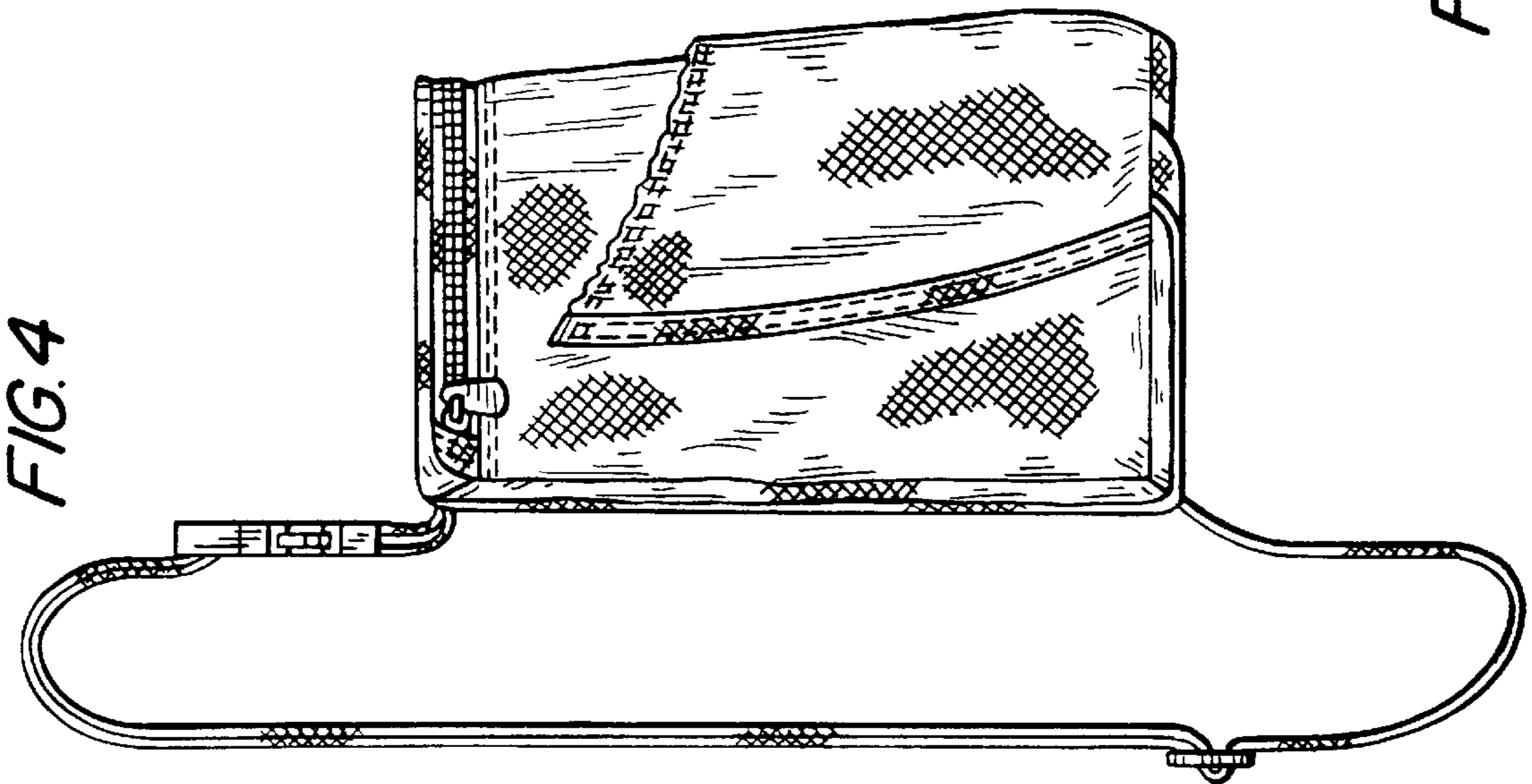
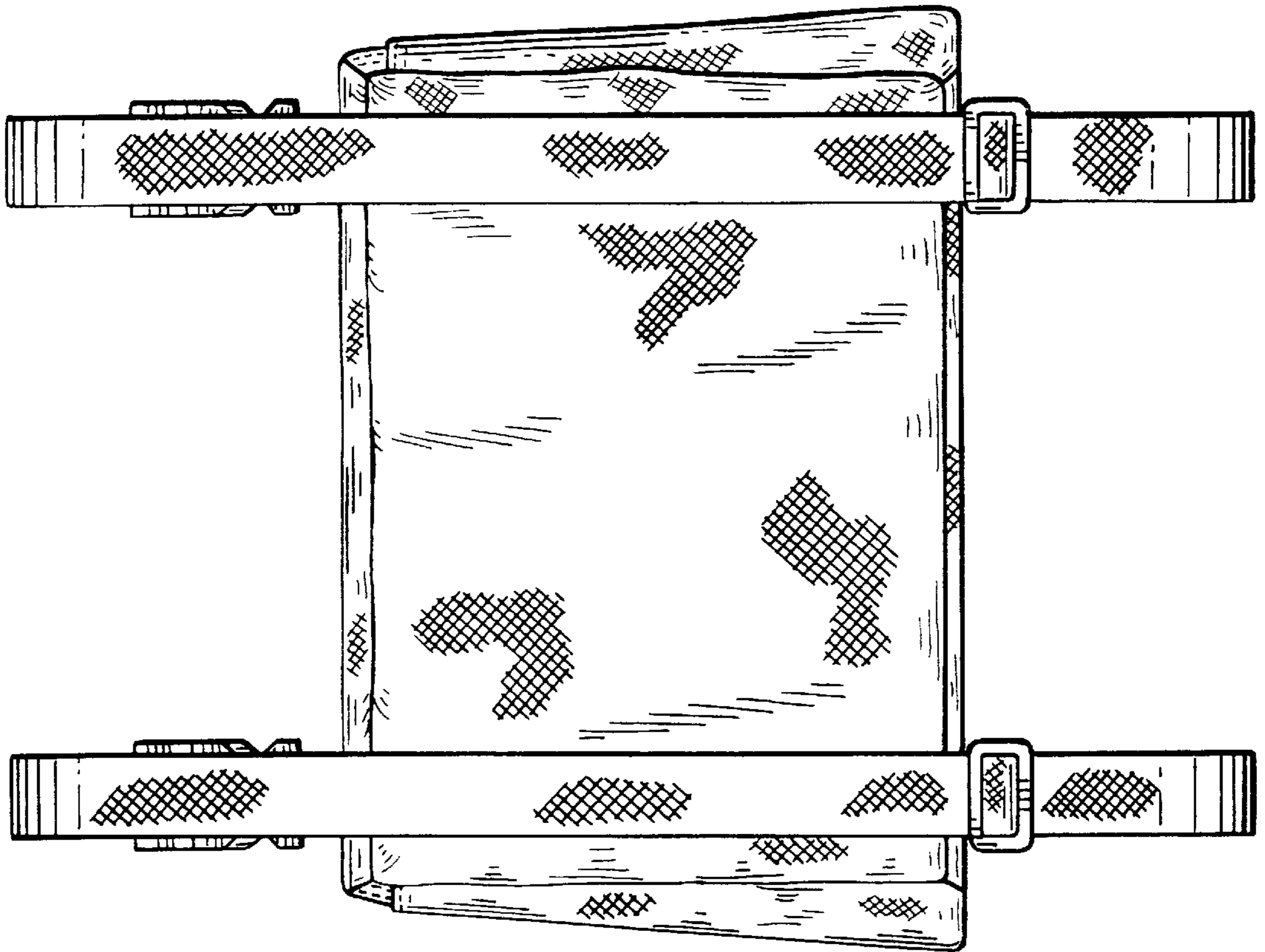


FIG. 4

FIG. 5



*FIG.6*

