



US00D412299S

United States Patent [19]

Shikado

[11] Patent Number: **Des. 412,299**

[45] Date of Patent: **** Jul. 27, 1999**

[54] **VEHICLE BODY**

D. 370,876 6/1996 Santoro et al. D12/92

[75] Inventor: **Osamu Shikado**, Auburn Hills, Mich.

OTHER PUBLICATIONS

[73] Assignee: **Chrysler Corporation**, Auburn Hills, Mich.

1953 Chrysler D'Elegance shown and described at *Business Week*, Apr. 27, 1998, pp. 56-57.

[**] Term: **14 Years**

Primary Examiner—Melody N. Brown
Attorney, Agent, or Firm—Mark P. Calcaterra

[21] Appl. No.: **29/078,970**

[57] CLAIM

[22] Filed: **Oct. 21, 1997**

The ornamental design for a vehicle body, as shown and described.

[51] **LOC (6) Cl.** **12-08**

DESCRIPTION

[52] **U.S. Cl.** **D12/92**

[58] **Field of Search** D12/90-92; 296/185

FIG. 1 is a front perspective view illustrating a vehicle body constructed in accordance with the teachings of the present invention.

[56] References Cited

U.S. PATENT DOCUMENTS

- D. 294,337 2/1988 Reed et al. D12/90
- D. 336,736 6/1993 Verduyn D12/91
- D. 345,324 3/1994 Bucci et al. D12/92
- D. 346,769 5/1994 Ackerman et al. D12/92
- D. 346,771 5/1994 Verduyn D12/92
- D. 351,124 10/1994 Dehner et al. D12/92
- D. 354,459 1/1995 Honarkhan et al. D12/92
- D. 358,568 5/1995 Ackerman D12/92
- D. 370,646 6/1996 Verduyn D12/91

FIG. 2 is a side view, it will be understood that the side opposite to that shown is a substantial mirror image thereof.


FIG. 3 is a rear perspective view thereof.

FIG. 4 is a front view thereof; and,

FIG. 5 is a rear view thereof.

It will be understood that the broken line showing of the wheels and tires throughout the drawings is for illustrative purposes only and forms no part of the subject invention.

1 Claim, 4 Drawing Sheets



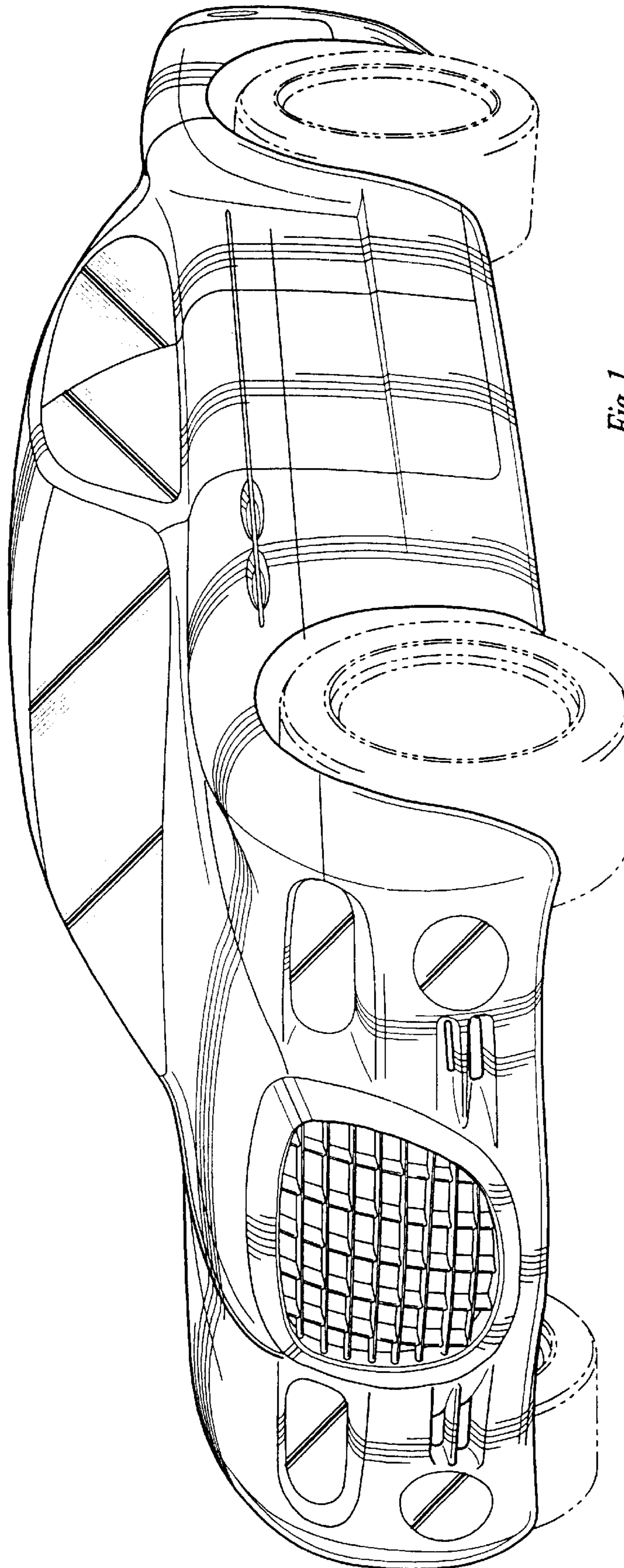


Fig-1

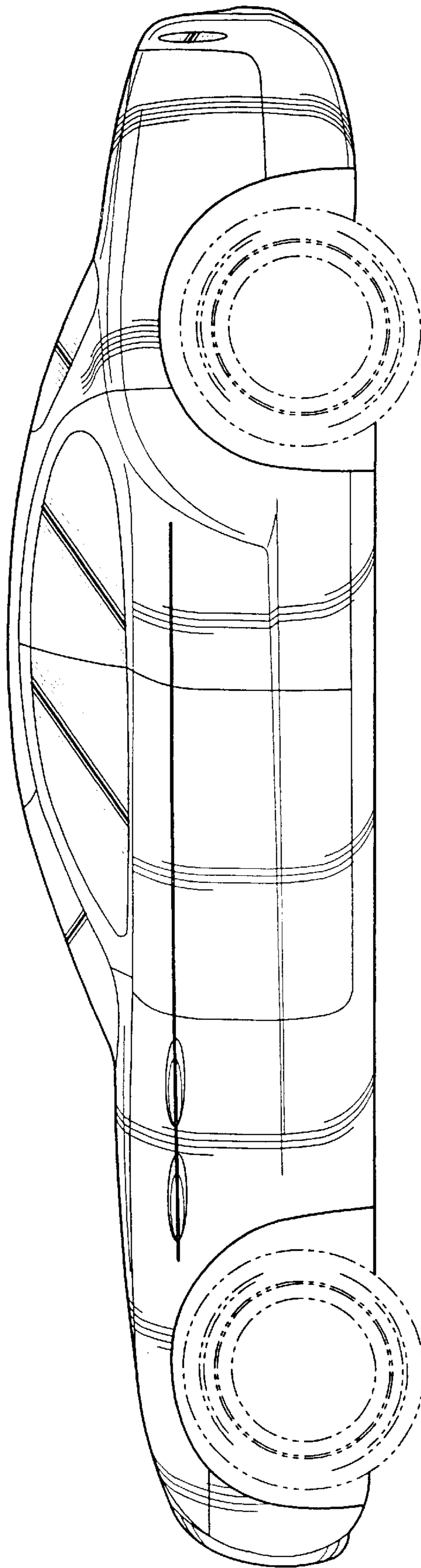


Fig-2

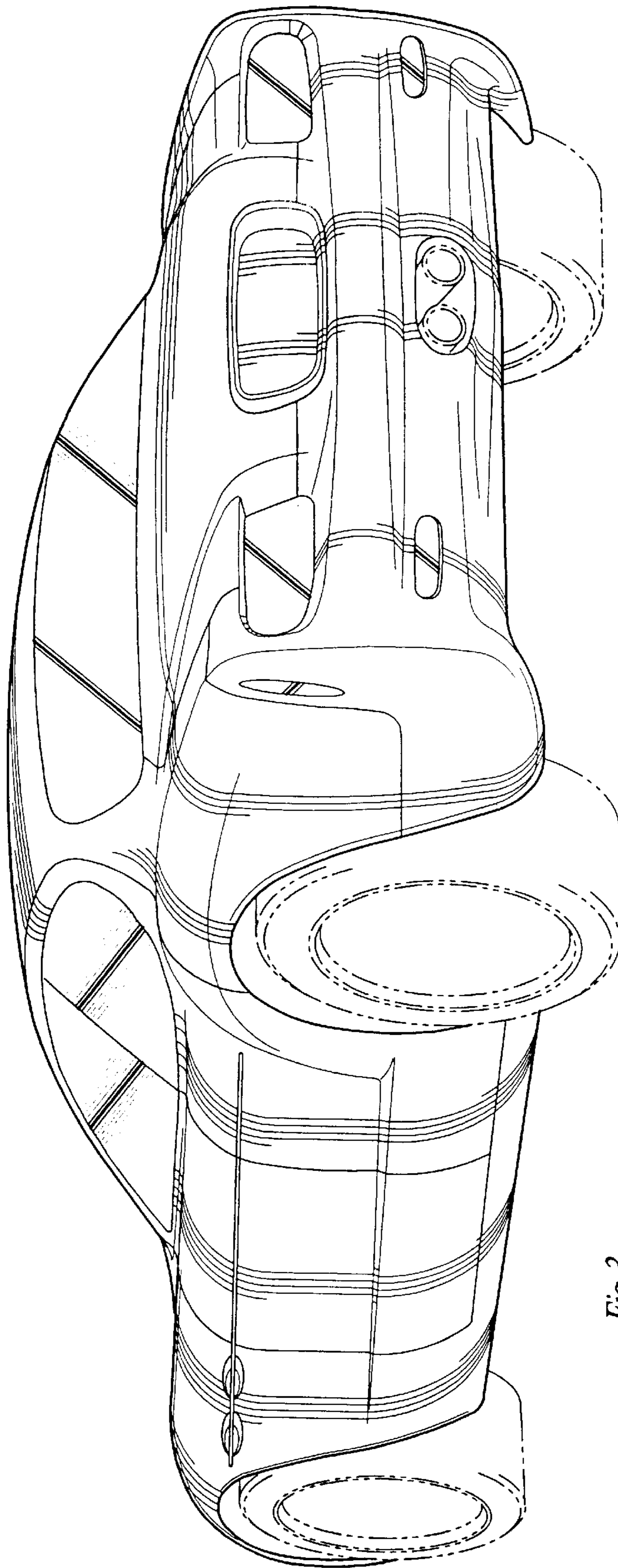


Fig-3




Fig-4




Fig-5