



US00D412282S

United States Patent [19] Cacciato

[11] Patent Number: **Des. 412,282**

[45] Date of Patent: **** Jul. 27, 1999**

[54] **COMBINED BOTTLE AND CAP**

D. 373,085 8/1996 Lecoule D9/565
2,786,474 3/1957 Miller 215/383

[75] Inventor: **Frank B. Cacciato**, Lombard, Ill.

Primary Examiner—Lucy Lieberman

[73] Assignee: **Farouk Systems Inc.**, Houston, Tex.

Attorney, Agent, or Firm—Tobor, Goldstein & Healey

[**] Term: **14 Years**

[57] **CLAIM**

[21] Appl. No.: **29/093,340**

The ornamental design for a combined bottle and cap, as shown and described.

[22] Filed: **Sep. 9, 1998**

DESCRIPTION

[51] **LOC (6) Cl.** **09-01**

FIG. 1 is a front perspective view of a combined bottle and cap showing my design;

[52] **U.S. Cl.** **D9/530; D9/516; D9/565; D9/572**

FIG. 2 is a front elevational view of the combined bottle and cap of FIG. 1;

[58] **Field of Search** D9/516, 530, 544, D9/543, 565, 572, 523, 567; 215/382, 383, 384

FIG. 3 is a rear elevational view of the combined bottle and cap of FIG. 1;

[56] **References Cited**

FIG. 4 is a left side elevational view of the combined bottle and cap of FIG. 1;

U.S. PATENT DOCUMENTS


D. 139,433 11/1944 Buckingham D9/516
D. 194,634 2/1963 Smith D9/543
D. 195,368 6/1963 Koenigsberg D9/565
D. 253,036 10/1979 Meyer et al. D9/572
D. 331,703 12/1992 Seguin et al. D9/572
D. 368,859 4/1996 Lo Preto D9/542

FIG. 5 is a right side elevational view of the combined bottle and cap of FIG. 1;

FIG. 6 is a top plan view of the combined bottle and cap of FIG. 1; and,

FIG. 7 is a bottom plan view of the combined bottle and cap of FIG. 1.

1 Claim, 2 Drawing Sheets



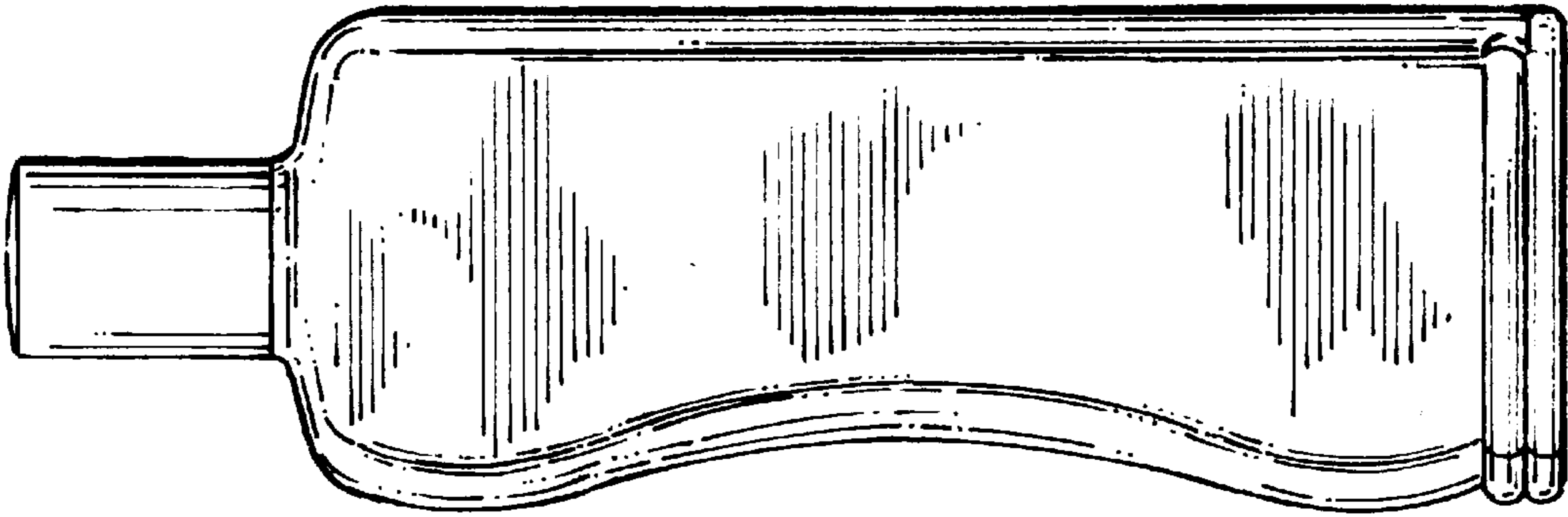


FIG. 3

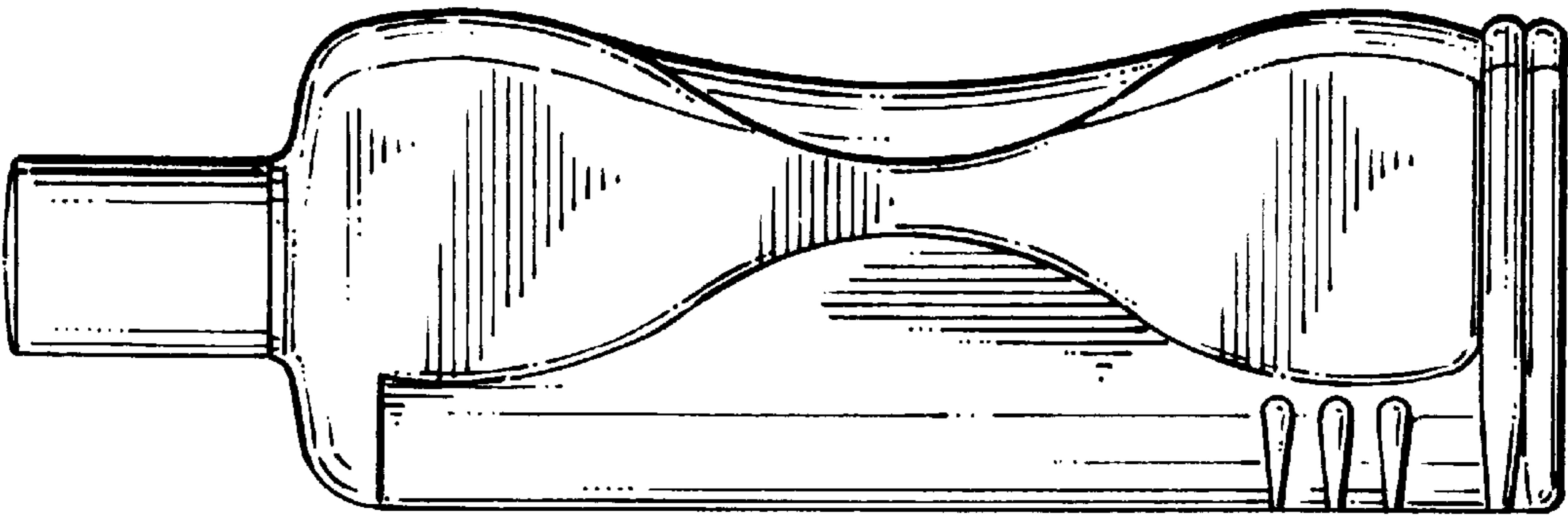


FIG. 2

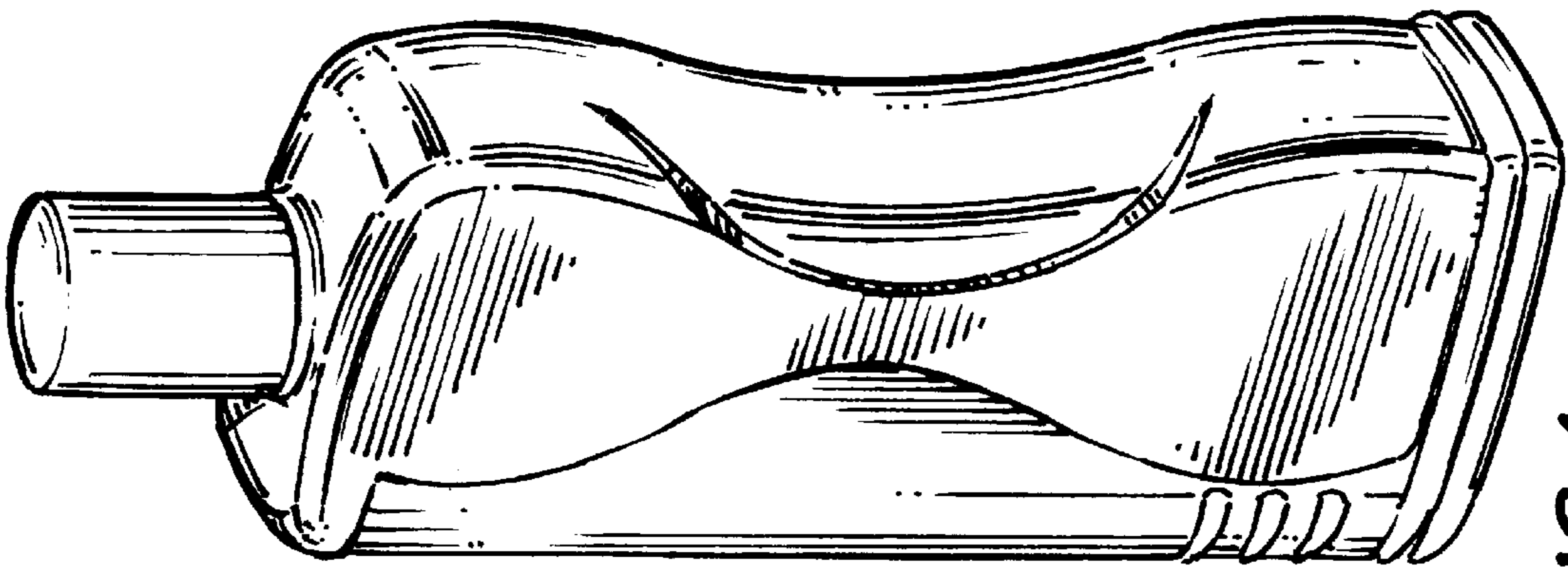


FIG. 1




FIG. 5




FIG. 4




FIG. 6



FIG. 7