



US00D412261S

United States Patent [19]

[11] Patent Number: Des. 412,261

Roth et al.

[45] Date of Patent: ** Jul. 27, 1999

[54] VIDEO DISK STORAGE PACKAGE

[75] Inventors: Richard Roth; William L. Plumb, both of New York, N.Y.

[73] Assignee: Q2 Marketing, LLC, Long Island City, N.Y.

[**] Term: 14 Years

[21] Appl. No.: 29/041,663

[22] Filed: Jul. 20, 1995

| | | | |
|-----------|---------|------------------|-----------|
| 5,101,971 | 4/1992 | Grobecker et al. | 206/232 |
| 5,168,991 | 12/1992 | Whitehead et al. | 206/758 |
| 5,188,230 | 2/1993 | O'Brien et al. | 206/308.1 |
| 5,205,405 | 4/1993 | O'Brien et al. | 206/308.2 |
| 5,219,417 | 6/1993 | O'Brien et al. | 206/308.1 |
| 5,253,751 | 10/1993 | Wipper | 206/756 |
| 5,284,242 | 2/1994 | Roth et al. | 206/310 |
| 5,310,054 | 5/1994 | Stumpff et al. | 206/309 |
| 5,377,827 | 1/1995 | Roth et al. | 206/310 |
| 5,388,713 | 2/1995 | Taniyama | 206/308.1 |
| 5,477,961 | 12/1995 | Taniyama | 206/308.1 |
| 5,495,940 | 3/1996 | Taniyama | 206/308.1 |
| 5,544,748 | 8/1996 | Kollinek | 206/472 |
| 5,605,227 | 2/1997 | Morita | 206/387.1 |

Related U.S. Application Data

[63] Continuation-in-part of application No. 29/029,548, Oct. 11, 1994, Pat. No. Des. 393,394.

[51] LOC (6) Cl. 06-04

[52] U.S. Cl. D6/632; D3/201; D3/273; D3/294

[58] Field of Search D6/407, 626-635; 206/309, 308.1, 472, 387.1; D3/201, 273, 294

[56] References Cited

U.S. PATENT DOCUMENTS

| | | | |
|------------|---------|-------------------|-----------|
| D. 265,525 | 7/1982 | Basili et al. | D6/634 |
| D. 304,880 | 12/1989 | Philosophe | D6/634 |
| D. 305,580 | 1/1990 | Nazaki | D6/634 |
| D. 308,913 | 7/1990 | Kirchner | D6/634 |
| D. 332,048 | 12/1992 | Pennell | D9/423 |
| D. 335,215 | 5/1993 | Stumpff | D6/634 |
| D. 363,632 | 10/1995 | Ohta | D6/634 |
| D. 373,044 | 8/1996 | Kikuchi | D6/632 |
| D. 375,864 | 11/1996 | Taniyama | D6/634 |
| D. 377,731 | 2/1997 | Fernandez | D6/634 |
| 2,663,416 | 12/1953 | Hirsch | 206/310 |
| 3,415,407 | 12/1968 | Alden et al. | 220/4.23 |
| 4,176,744 | 12/1979 | Borzak | 206/303 |
| 4,327,831 | 5/1982 | Inaba et al. | 206/310 |
| 4,519,500 | 5/1985 | Perchak | 206/312 |
| 4,535,888 | 8/1985 | Nusselder | 206/311 |
| 4,643,301 | 2/1987 | Hehn et al. | 206/232 |
| 4,709,812 | 12/1987 | Kosterka | 206/308.1 |
| 4,802,601 | 2/1989 | Pijanowski et al. | 220/4.01 |
| 4,874,085 | 10/1989 | Grobecker et al. | 206/308.1 |

FOREIGN PATENT DOCUMENTS

| | | | |
|---------|---------|--------------------|------------|
| 0337181 | 10/1989 | European Pat. Off. | . |
| 0344829 | 12/1989 | European Pat. Off. | . |
| 0420350 | 4/1991 | European Pat. Off. | . |
| 429195 | 5/1991 | European Pat. Off. | 206/308.1 |
| 0515342 | 11/1992 | European Pat. Off. | . |
| 0564155 | 10/1993 | European Pat. Off. | . |
| 0576256 | 12/1993 | European Pat. Off. | . |
| 2688483 | 9/1993 | France | 206/387.11 |
| 4124135 | 2/1992 | Germany | . |
| 2154550 | 9/1985 | United Kingdom | . |
| 2187442 | 9/1987 | United Kingdom | 206/308.1 |
| 8607182 | 12/1986 | WIPO | 206/472 |

Primary Examiner—Cathy Anne MacCormac
Attorney, Agent, or Firm—Ostrolenk, Faber, Gerb & Soffen, LLP

[57] CLAIM

The ornamental design for a video disk storage package, as shown and described.

DESCRIPTION

FIG. 1 is a perspective view showing the exterior front, top, and left side of a video disk storage package showing our new design shown in closed position;
FIG. 2 is top view thereof;
FIG. 3 is a bottom view thereof;
FIG. 4 is a left side view thereof;
FIG. 5 is right side view thereof;
FIG. 6 is a perspective view showing the video package in open position;
FIG. 7 is a view of the interior of the tray of FIG. 6;

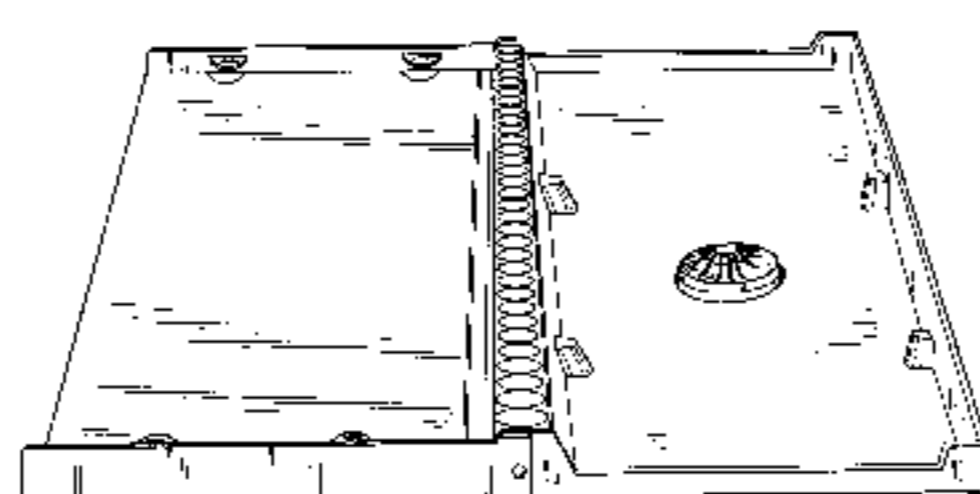
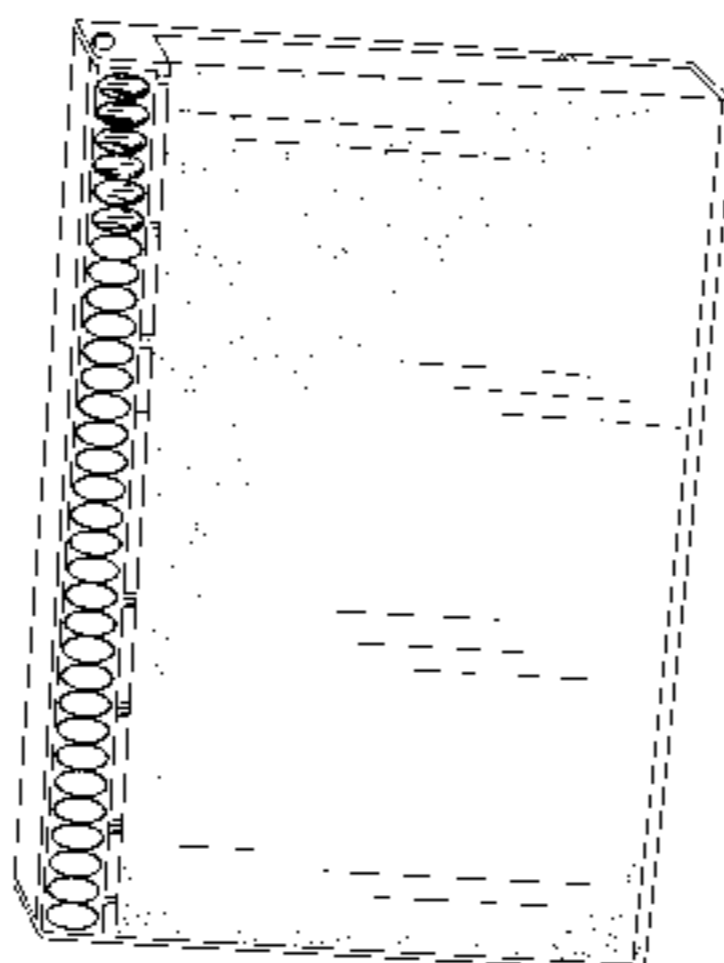


FIG. 8 is a view of the exterior of the cover of FIG. 6;
FIG. 9 is a side view of the cover of FIG. 6;
FIG. 10 is a left side view of the tray of FIG. 6;
FIG. 11 is a top view of the cover of FIG. 6; and,
FIG. 12 is a bottom view of the tray of FIG. 6, the top of the
tray being a mirror image.

The exterior rear of the package forms no part of the claimed
design.

The broken lines in FIG. 7 are for purposes of illustration
only and form no part of the claimed design.

1 Claim, 8 Drawing Sheets




FIG. 1




FIG. 2




FIG. 3

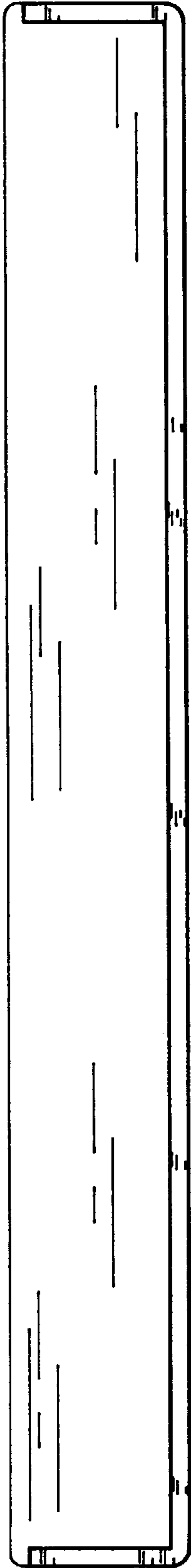


FIG. 5




FIG. 4




FIG.6

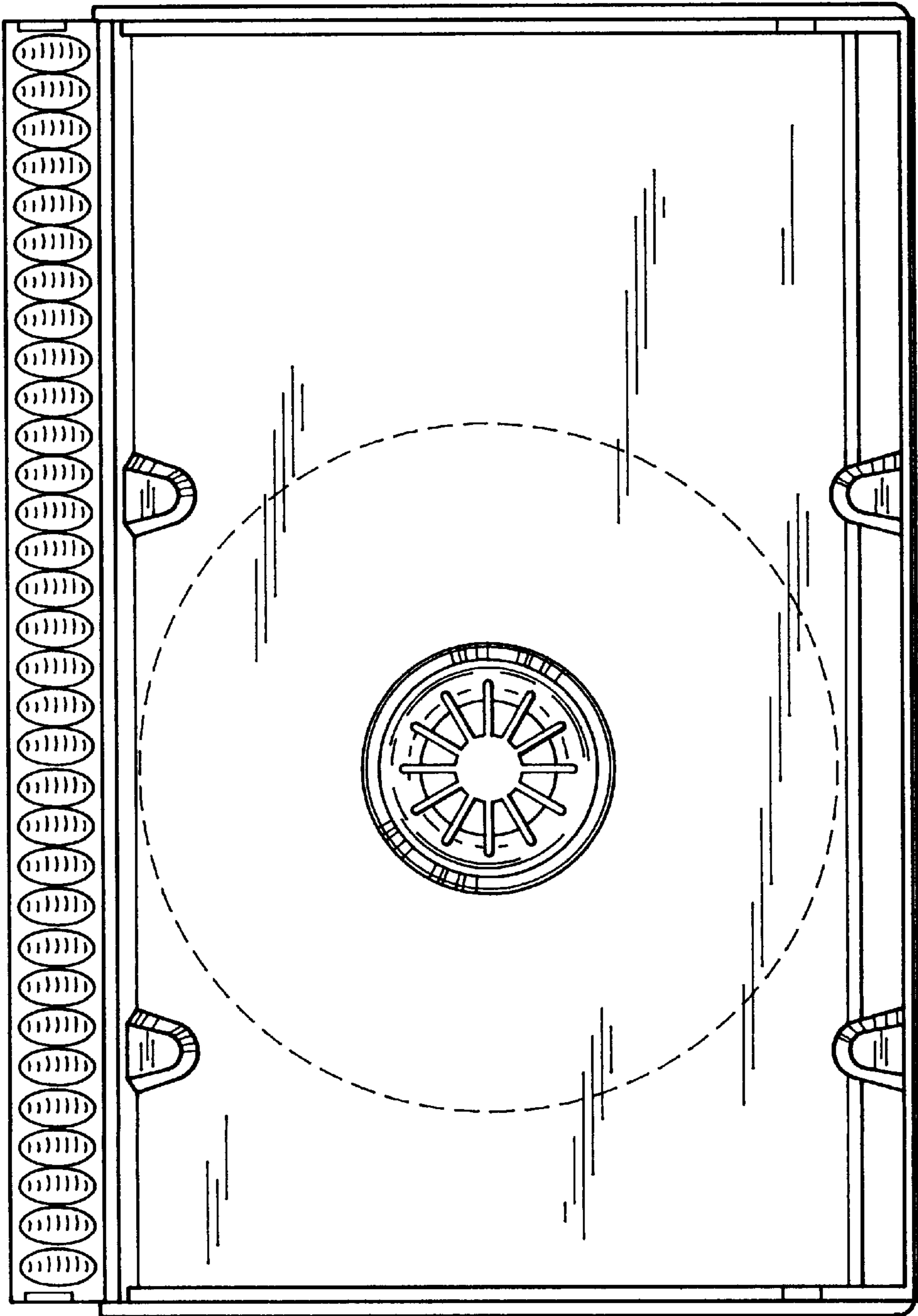


FIG.7

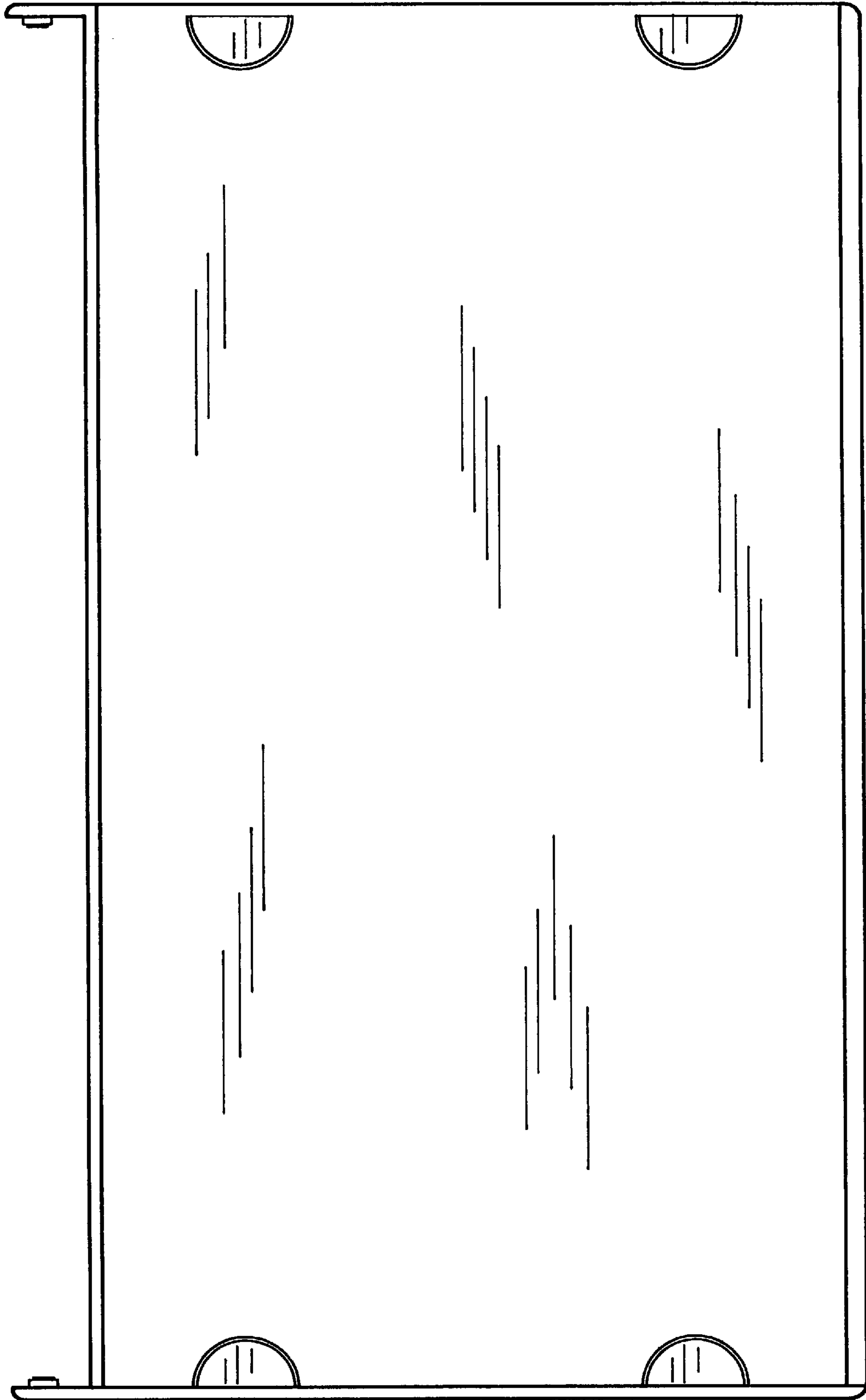


FIG. 8

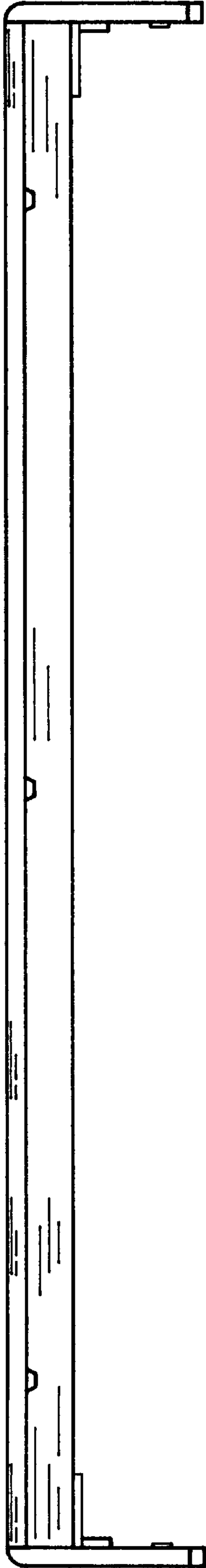


FIG. 9

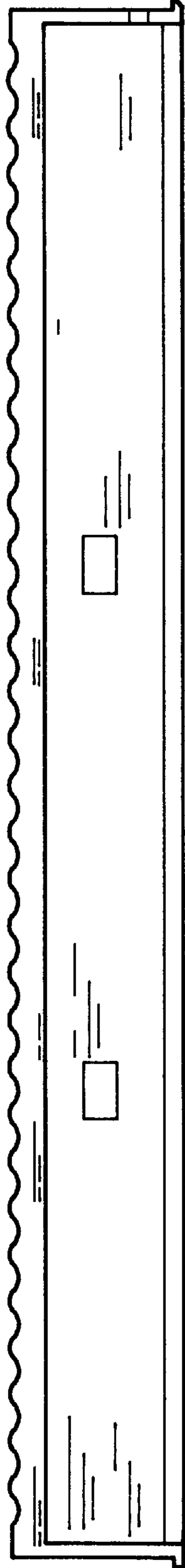


FIG. 10




FIG.11



FIG.12