



US00D412253S

**United States Patent** [19]  
**Brozak, Jr.**

[11] **Patent Number: Des. 412,253**  
[45] **Date of Patent: \*\* Jul. 27, 1999**

[54] **RETAIL PRODUCT DISPLAY STAND**

[75] Inventor: **Emory Brozak, Jr.**, Strongsville, Ohio

[73] Assignee: **American Greetings Corporation**,  
Cleveland, Ohio

[\*\*] Term: **14 Years**

[21] Appl. No.: **29/089,666**

[22] Filed: **Jun. 19, 1998**

[51] **LOC (6) Cl.** ..... **06-04**

[52] **U.S. Cl.** ..... **D6/470**

[58] **Field of Search** ..... D6/470-472, 475,  
D6/476, 408; 211/59.2, 59.3, 85.26, 50,  
55; 312/35, 50, 61, 71, 126, 128, 117, 118;  
40/124.2

[56] **References Cited**

**U.S. PATENT DOCUMENTS**

Re. 33,913 5/1992 Kral et al. .... 211/59.2  
D. 201,330 6/1965 Kolstad ..... D6/408

D. 239,805 5/1976 South ..... D6/476  
D. 297,082 8/1988 Binder et al. .... D6/476 X  
D. 318,767 8/1991 Schneider et al. .... D6/408  
1,455,192 5/1923 Oumont ..... 40/124.2  
4,782,959 11/1988 Kral et al. .... 211/59.2  
4,925,038 5/1990 Gajewski ..... 211/59.2

*Primary Examiner*—Doris V. Coles  
*Assistant Examiner*—Linda Brooks  
*Attorney, Agent, or Firm*—Calfee, Halter & Griswold LLP

[57] **CLAIM**

The ornamental design for a retail product display stand, as shown and described.

**DESCRIPTION**

FIG. 1 is a perspective view of the retail product display stand;  
FIG. 2 is a side view of FIG. 1, the opposite side being a mirror image;  
FIG. 3 is a front view of FIG. 1; and,  
FIG. 4 is a top view of FIG. 1.

**1 Claim, 2 Drawing Sheets**

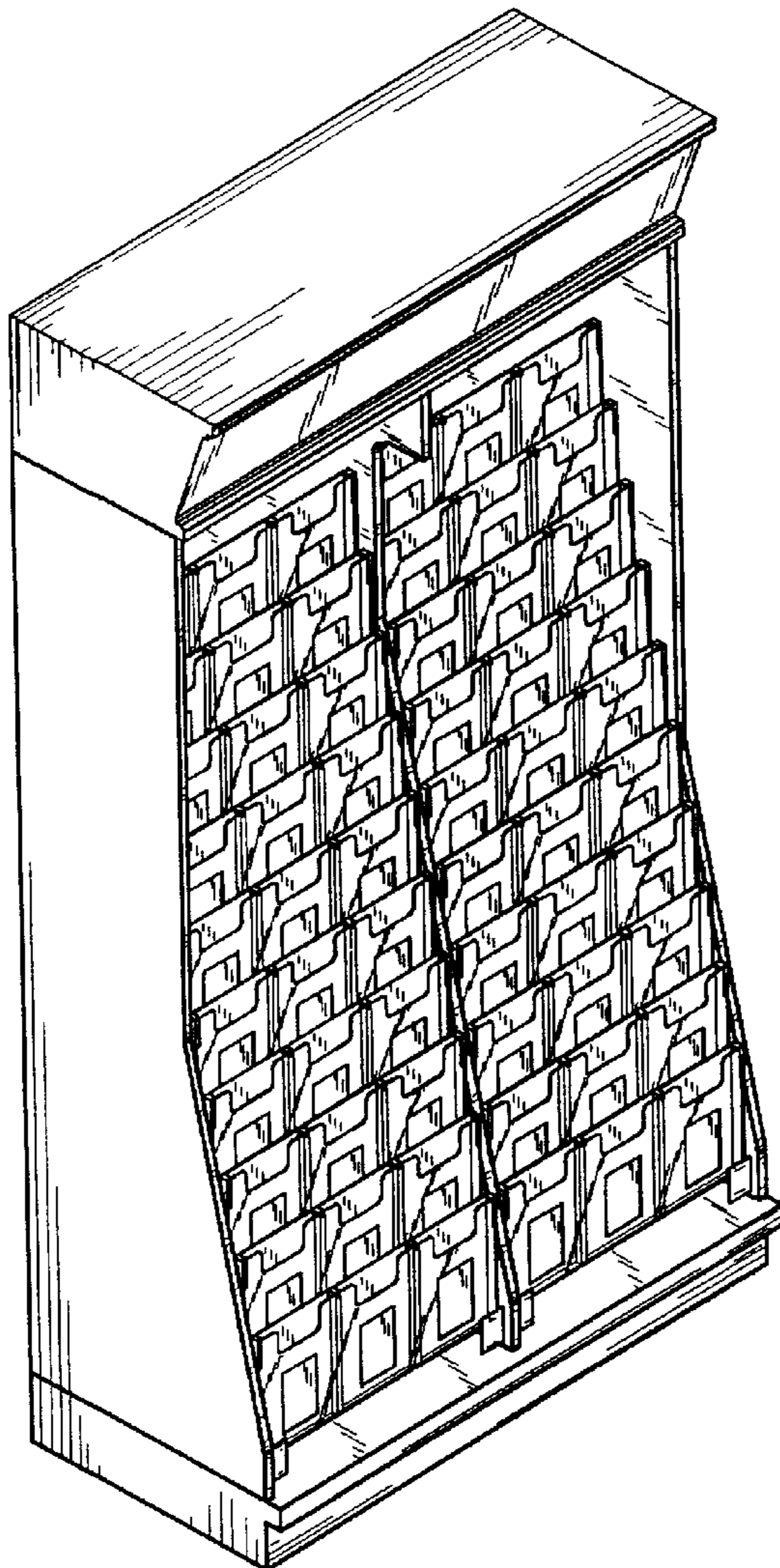


Fig.2

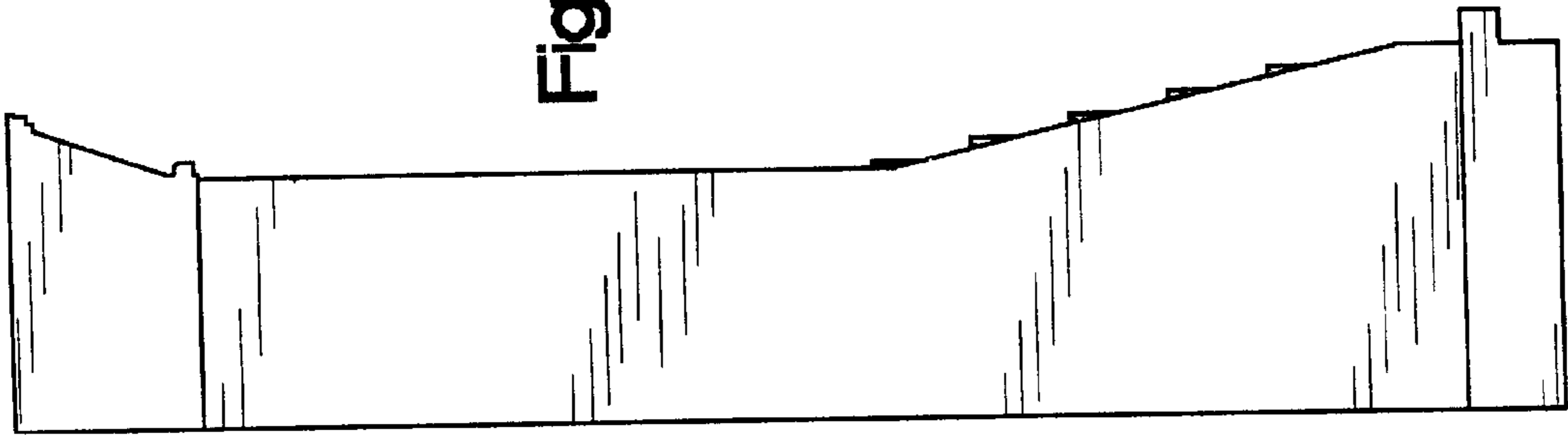
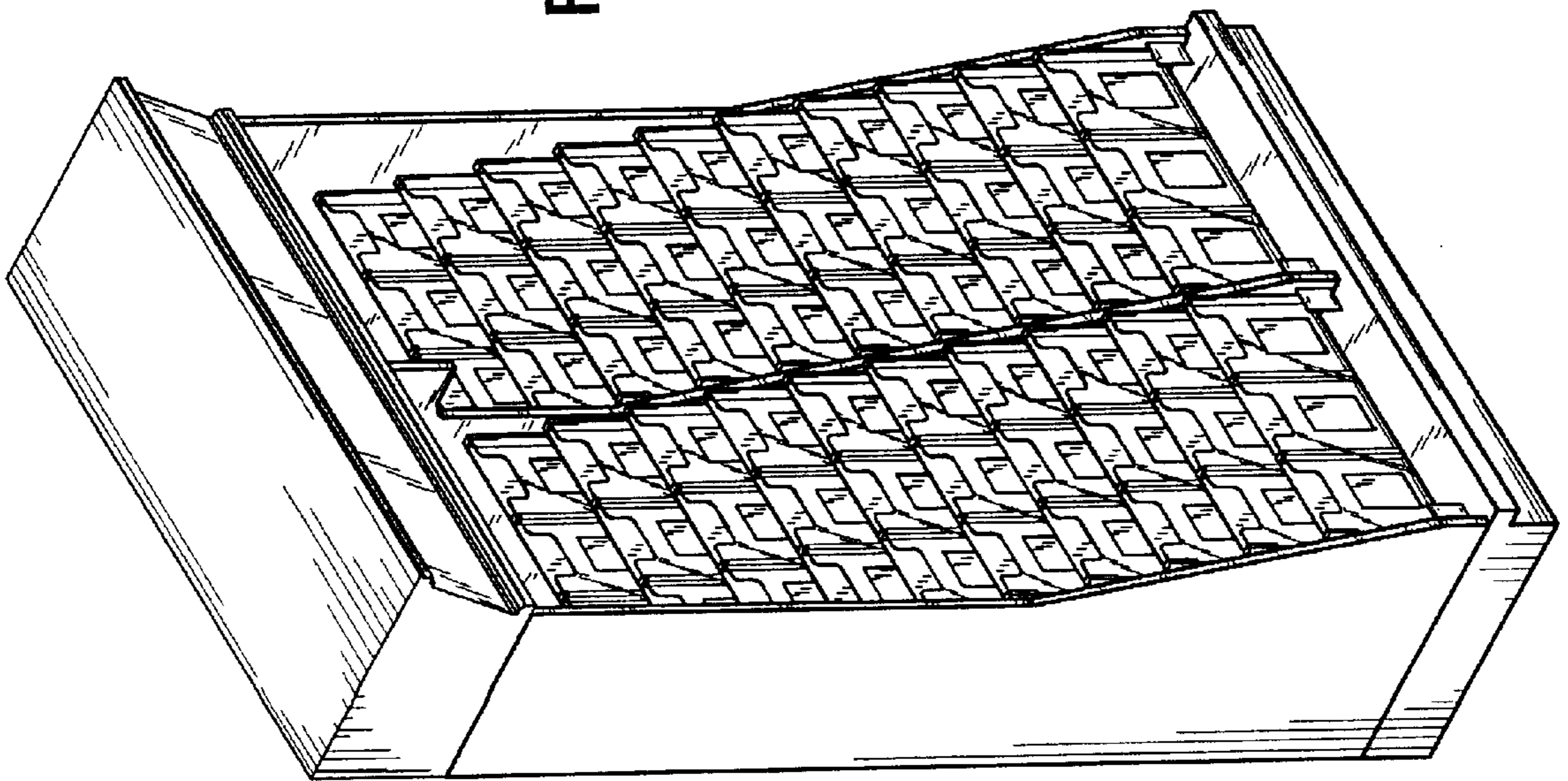


Fig.1



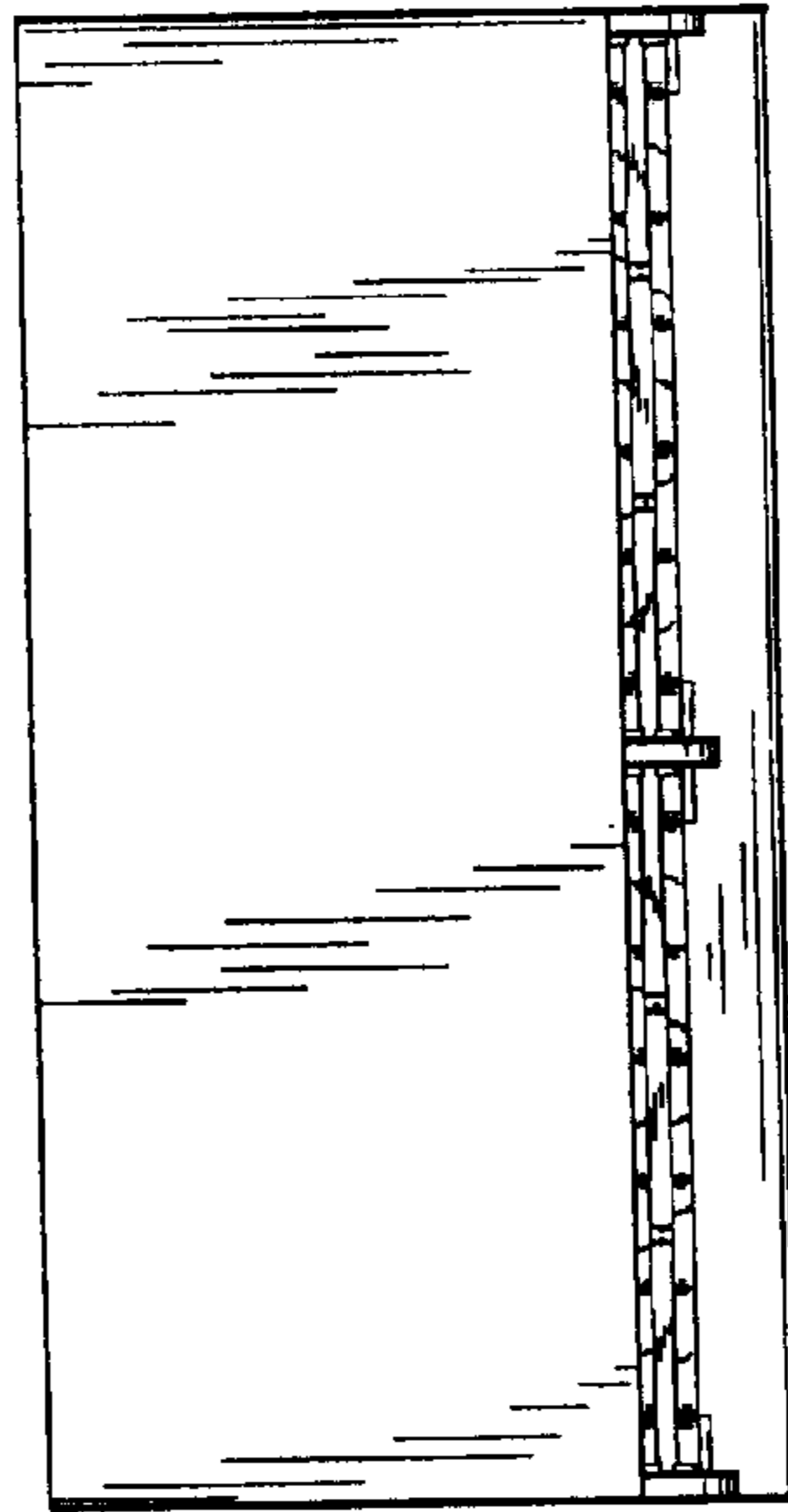


Fig.4

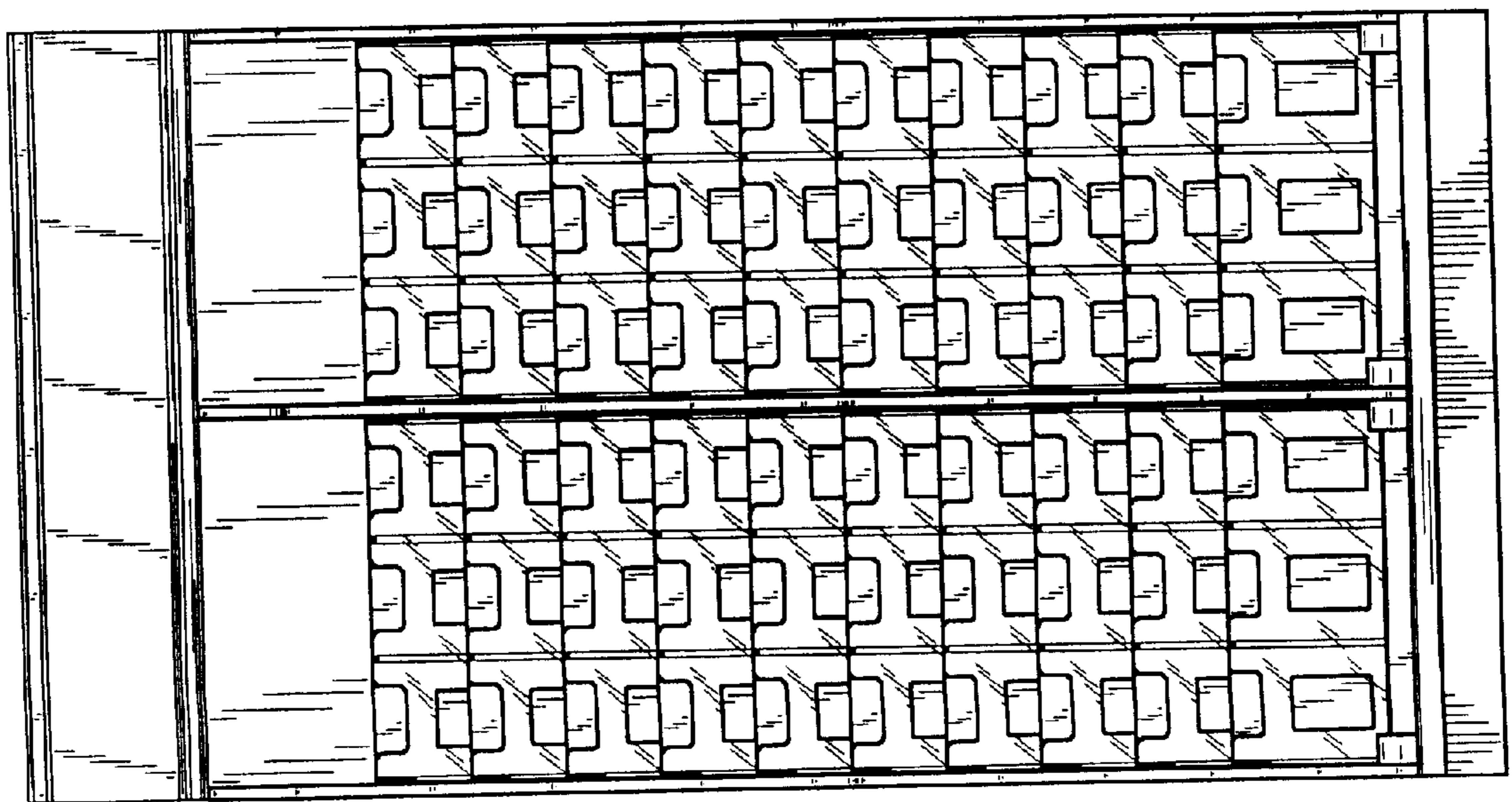


Fig.3