



US00D412235S

# United States Patent [19]

[11] Patent Number: Des. 412,235

Taylor et al.

[45] Date of Patent: \*\* \*Jul. 27, 1999

- [54] ATHLETIC SHOE 4,736,531 4/1988 Richard ..... 36/114
- 4,858,337 8/1989 Barma .
- [76] Inventors: **Orrie A. Taylor**, 1401 Third St. #73 4,876,806 10/1989 Robinson et al. .
- East Circle, Northport, Ala. 35476; 5,189,818 3/1993 Skaja .
- Dorothy T. Carter**, 4211 Northridge 5,276,983 1/1994 Hatfield .
- Dr., Los Angeles, Calif. 90043 5,367,792 11/1994 Richard et al. .
- 5,433,022 7/1995 Lo et al. .
- [\*] Notice: This patent is subject to a terminal dis- 5,448,840 9/1995 Cheskin .
- claimer. 5,537,763 7/1996 Donnadieu et al. .
- 5,554,694 9/1996 Crow .
- [\*\*] Term: 14 Years

Primary Examiner—Louis S. Zarfes  
 Assistant Examiner—G. Andoll  
 Attorney, Agent, or Firm—Richard C. Litman

- [21] Appl. No.: 29/088,169
- [22] Filed: May 18, 1998

- [51] LOC (6) Cl. .... 02-04
- [52] U.S. Cl. .... D2/902; D2/953; D2/954;  
D2/960; D2/956

- [58] Field of Search ..... D2/896, 902, 907-911,  
D2/943, 945, 969, 970, 947, 948, 951,  
960, 944; 36/25 R, 83, 84, 103, 102, 114,  
115, 312, 3 A, 3 B, 45, 50.1

### [56] References Cited

#### U.S. PATENT DOCUMENTS

D. 116,635	9/1939	Stuart	.....	D2/909
D. 344,170	2/1994	Acoff	.	
D. 357,346	4/1995	Ho	.	
D. 357,571	4/1995	Mitsui	.	
D. 366,135	1/1996	Henderson, Jr. et al.	.	
D. 378,871	4/1997	Hatfield	.....	D2/953
D. 384,796	10/1997	Smith, III	.	
D. 393,142	4/1998	Brown	.....	D2/908
D. 397,841	9/1998	Munns	.....	D2/902
D. 401,747	1/1998	Cessor	.....	D2/960
3,193,948	7/1965	Roberts	.....	36/84
4,489,509	12/1984	Libit	.....	36/7.1 R
4,538,366	9/1985	Norton	.	
4,703,533	11/1987	Barma	.	

### [57] CLAIM

The ornamental design for an athletic shoe, as shown and described.

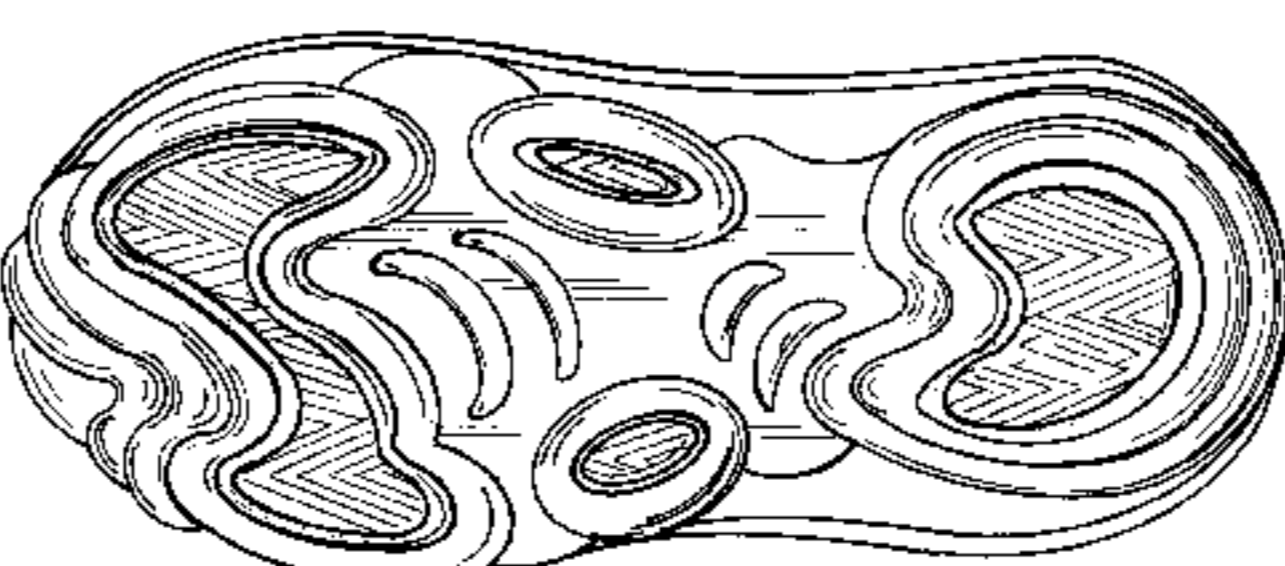
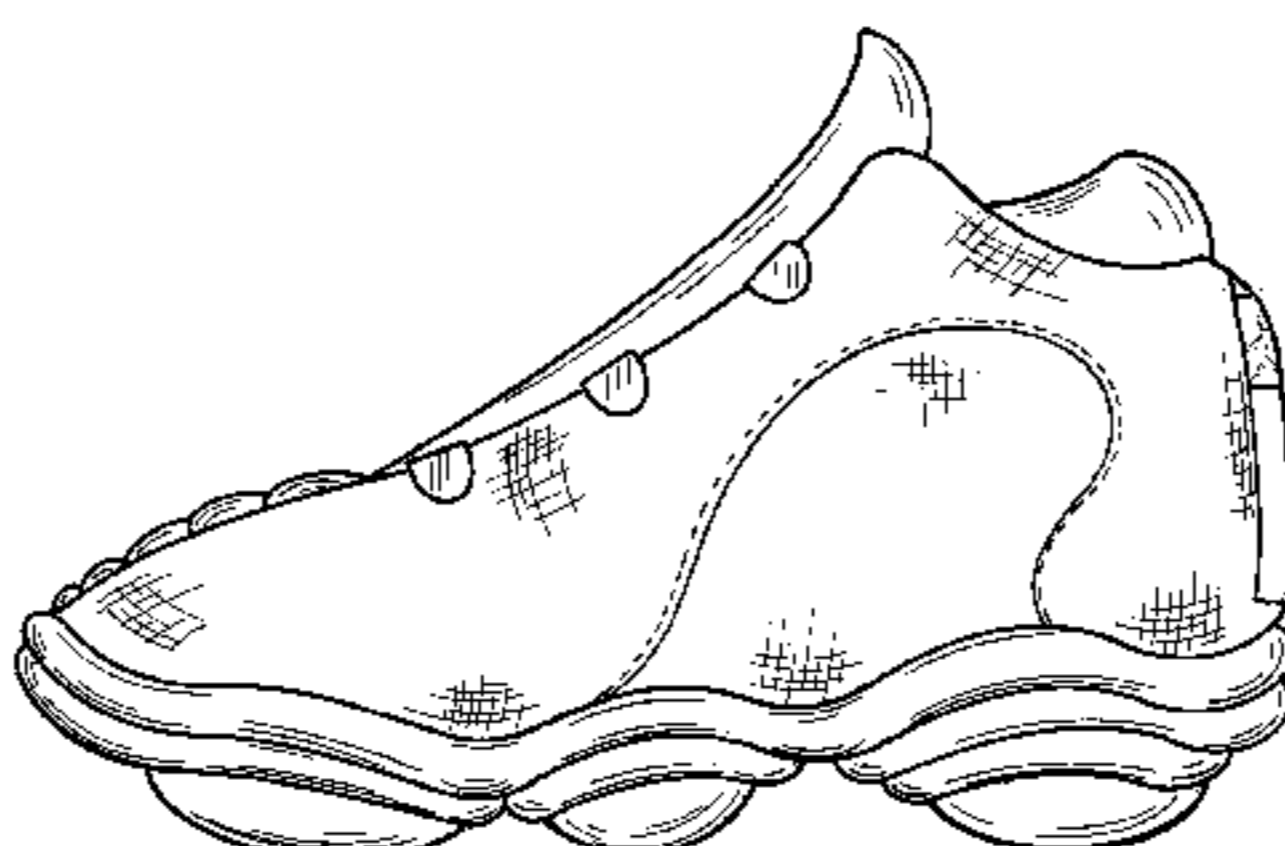
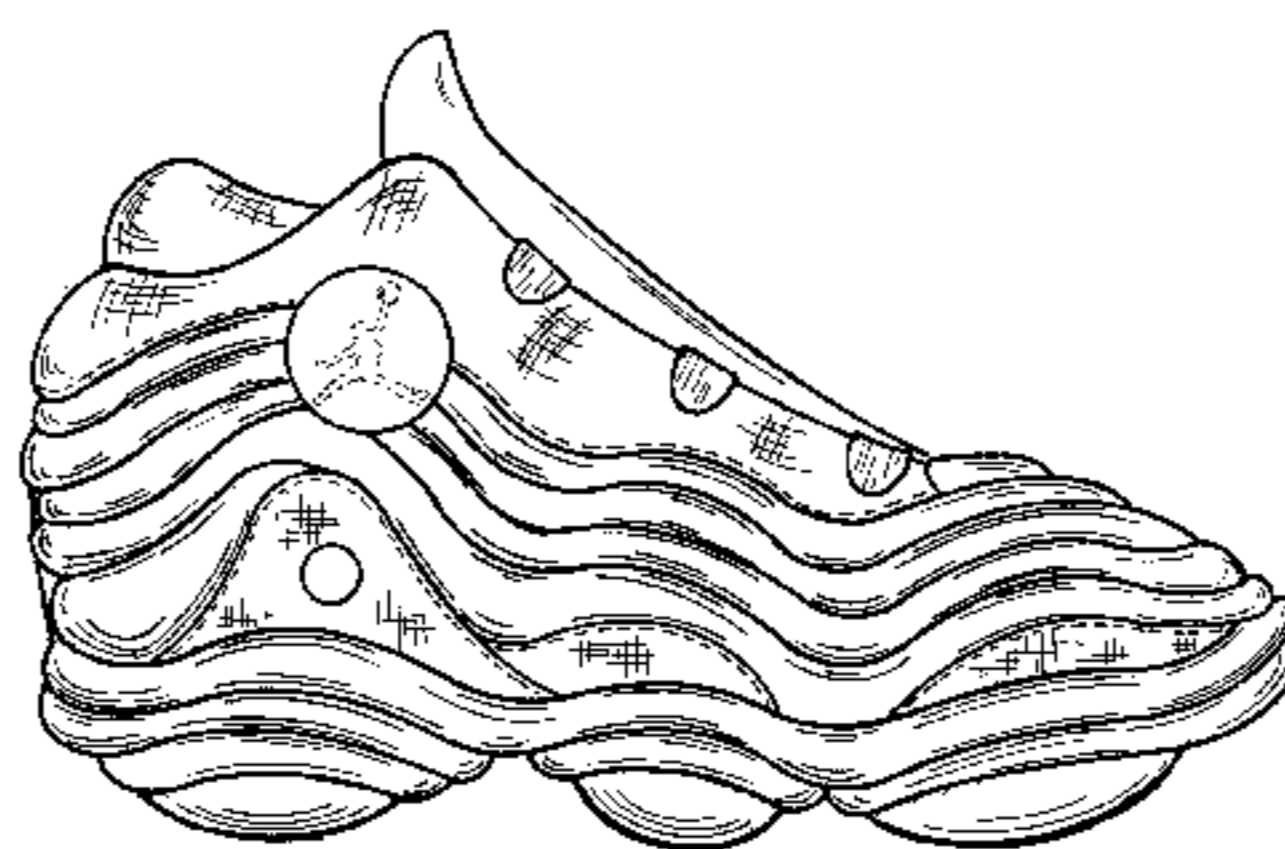
### DESCRIPTION

FIG. 1 is a right side elevational view of an athletic shoe showing my new design;  
 FIG. 2 is a front elevational view thereof;  
 FIG. 3 is a rear elevational view thereof;  
 FIG. 4 is a left side elevational view thereof;  
 FIG. 5 is a top plan view thereof; and,  
 FIG. 6 is a bottom plan view thereof.

The athletic shoe design depicted in FIGS. 1 through 6 will be understood to be the right shoe of a pair of athletic shoes, with the left shoe of the pair being essentially a mirror image of the depicted right shoe. The broken line showing of the jumping basketball player in FIGS. 1 through 3 and signature in FIG. 3 are for illustrative purposes only and form no part of the claimed design.

The partial rendering of the texture on surfaces of the design is for ease of illustration. It is understood that the texture continues throughout the surfaces on which it is only partially shown.

1 Claim, 3 Drawing Sheets



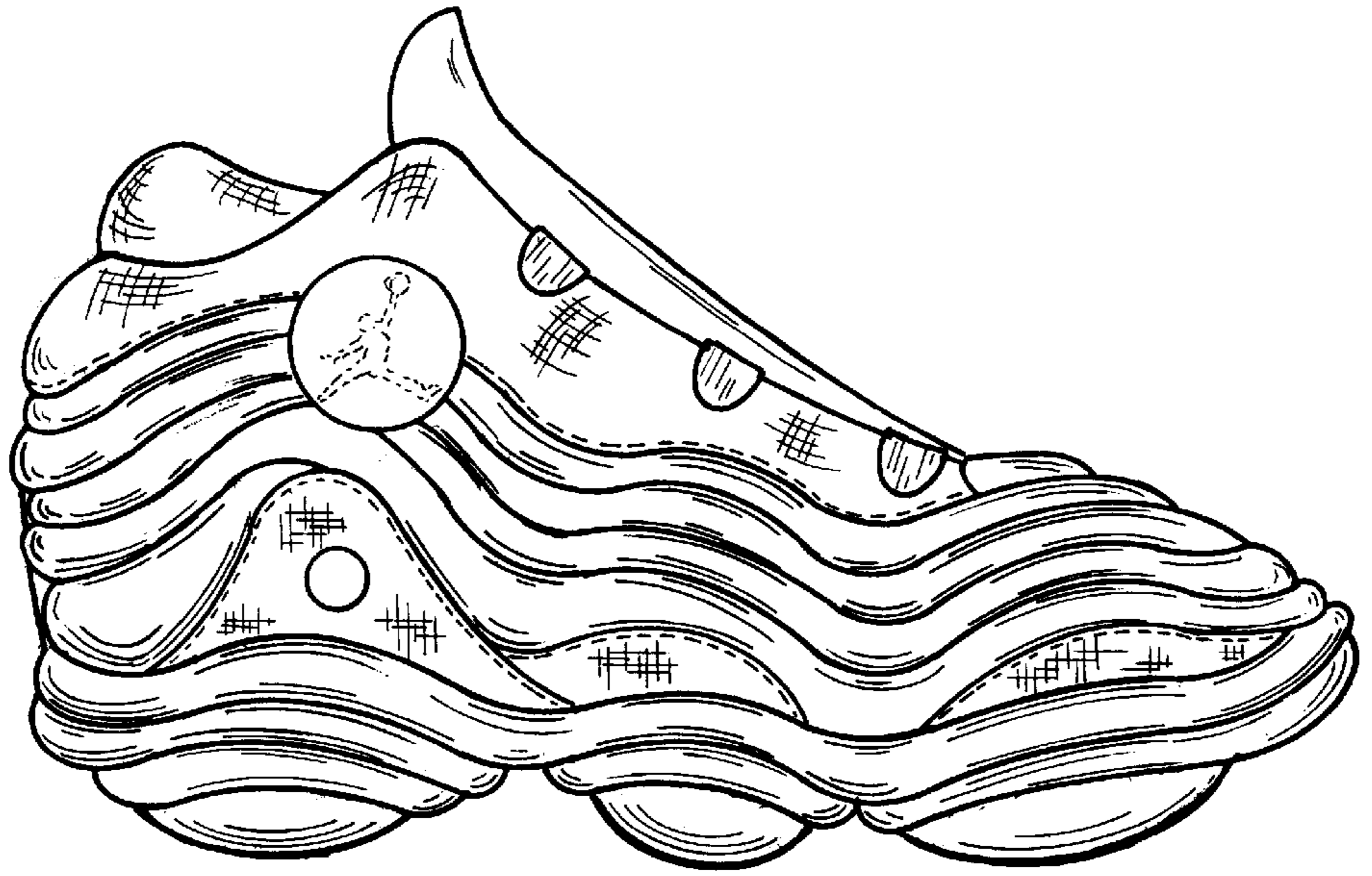


FIG. 1

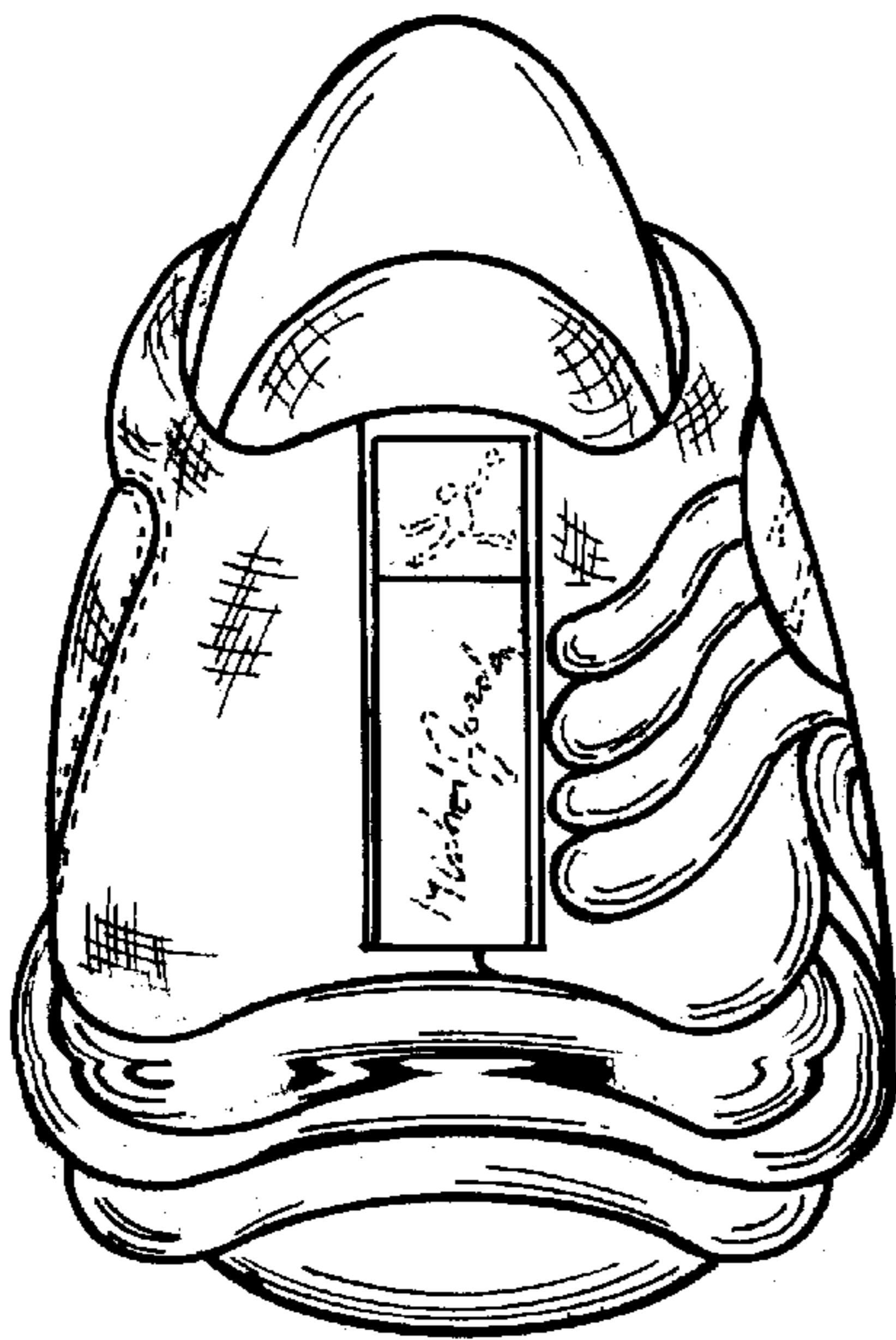


FIG. 3

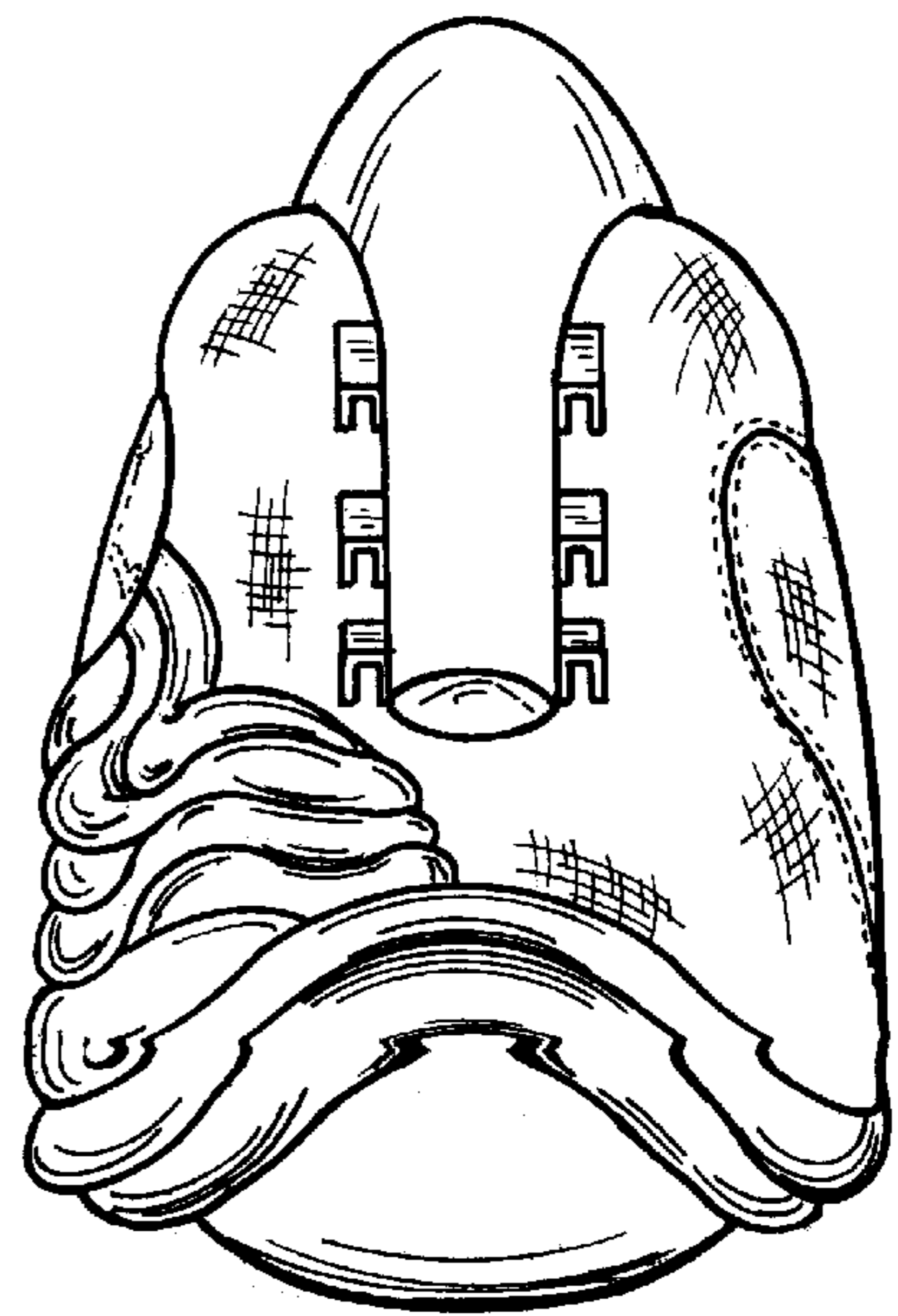


FIG. 2




FIG. 4

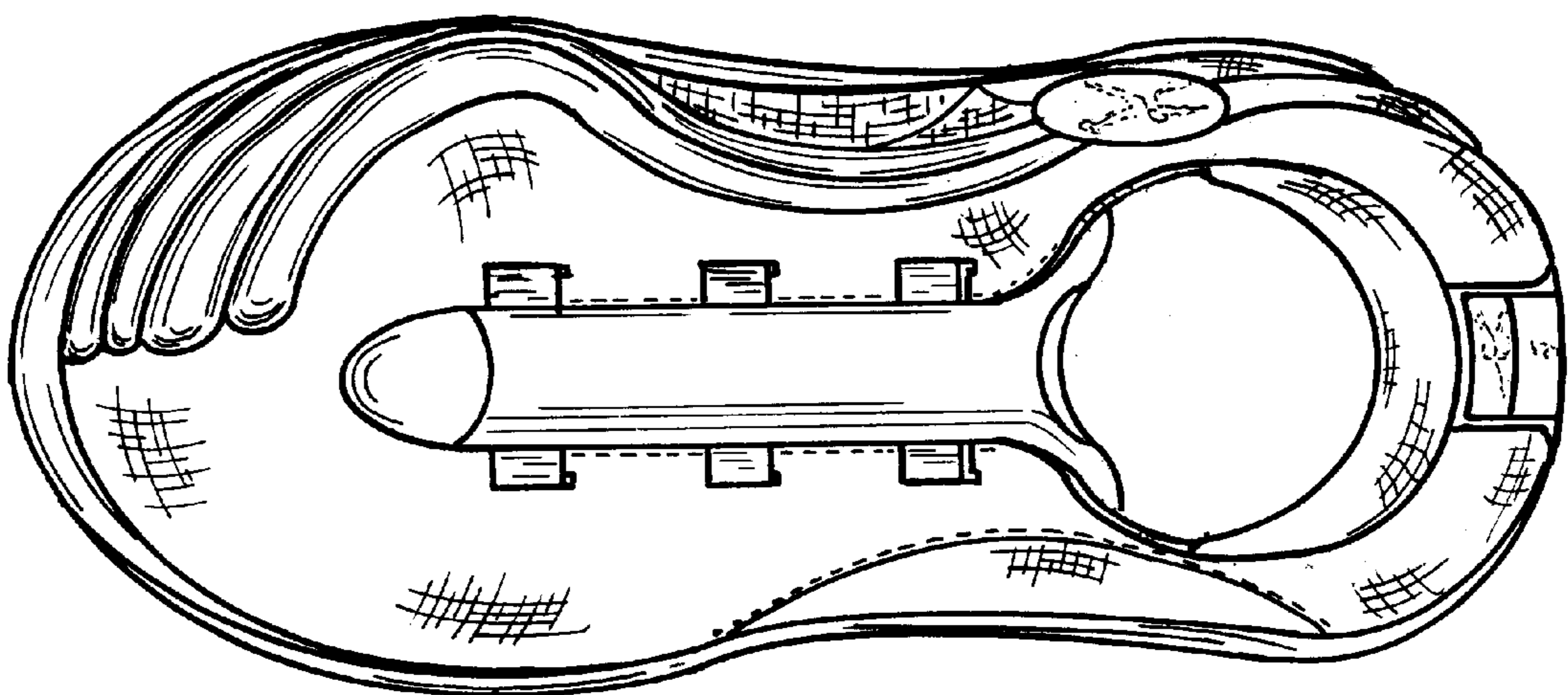


FIG. 5

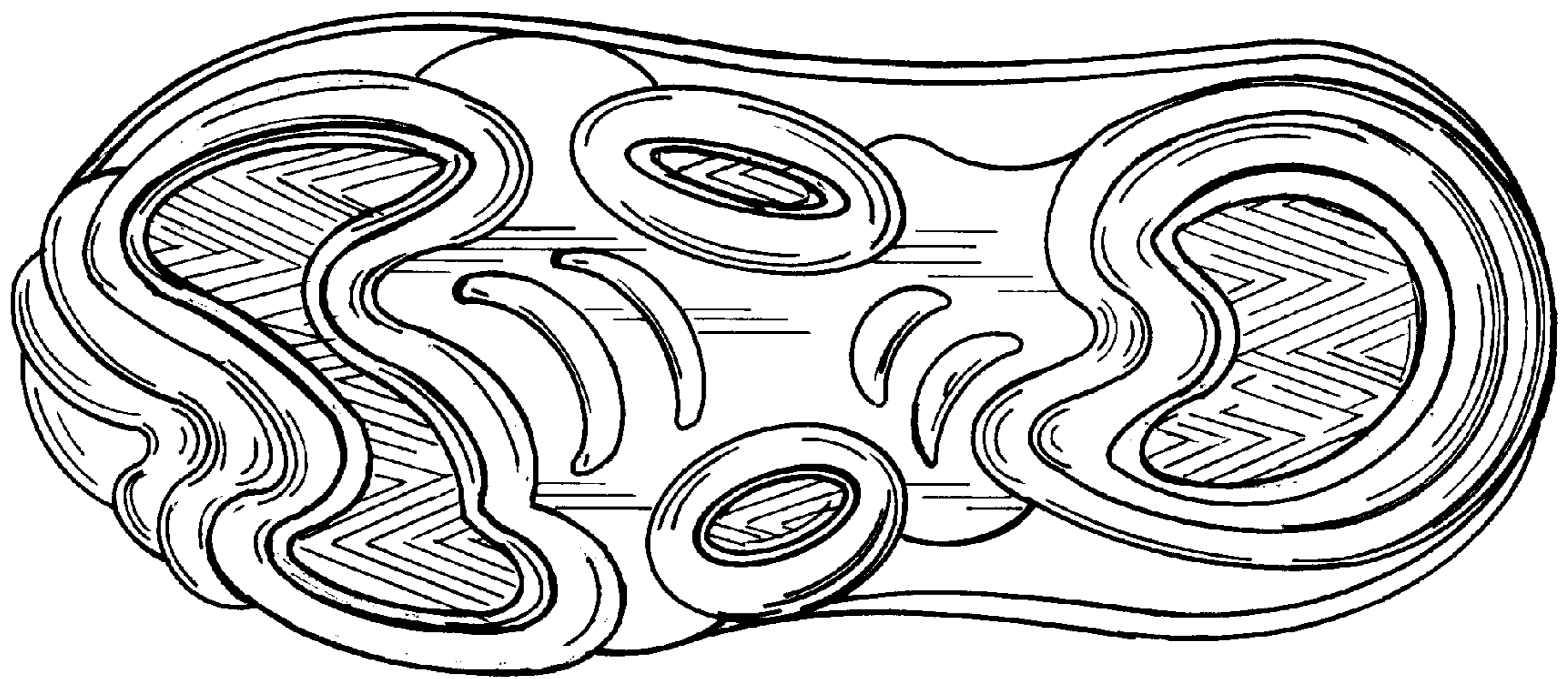


FIG. 6