



US00D412234S

# United States Patent [19] Cox

[11] **Patent Number: Des. 412,234**

[45] **Date of Patent: \*\* Jul. 27, 1999**

[54] **TURBAN**

[75] **Inventor: Britta Cox, San Francisco, Calif.**

[73] **Assignee: Britanne Corporation, San Francisco, Calif.**

[\*\*] **Term: 14 Years**

[21] **Appl. No.: 29/094,792**

[22] **Filed: Oct. 8, 1998**

[51] **LOC (6) Cl. .... 02-03**

[52] **U.S. Cl. .... D2/867; D2/865**

[58] **Field of Search .... D2/865, 866, 867, D2/870, 874, 875, 877, 880, 883, 720, 860; 2/171, 174, 181, 172, 195.1, 195.7, 68, 67, 207, 209.11; D29/100, 110**

[56] **References Cited**

**U.S. PATENT DOCUMENTS**

D. 183,222	7/1958	Mills	.....	D2/867
1,143,341	6/1915	Whittaker	.....	2/68
1,521,149	12/1924	Clarizio	.....	2/68
1,810,655	6/1931	Hosking	.....	2/68

1,906,990	5/1933	Mc Gill	.....	2/63
2,398,246	4/1946	Rasmusson	.....	2/68
2,468,937	5/1949	Mc Caffrey	.....	2/174
3,321,774	5/1967	Tames	.....	2/181
3,852,823	12/1974	Jones	.....	2/68
4,850,049	7/1989	Landis et al.	.....	2/10
5,365,613	11/1994	Henegan	.....	2/174

*Primary Examiner*—Paula A. Mortimer  
*Attorney, Agent, or Firm*—Michael A. Glenn

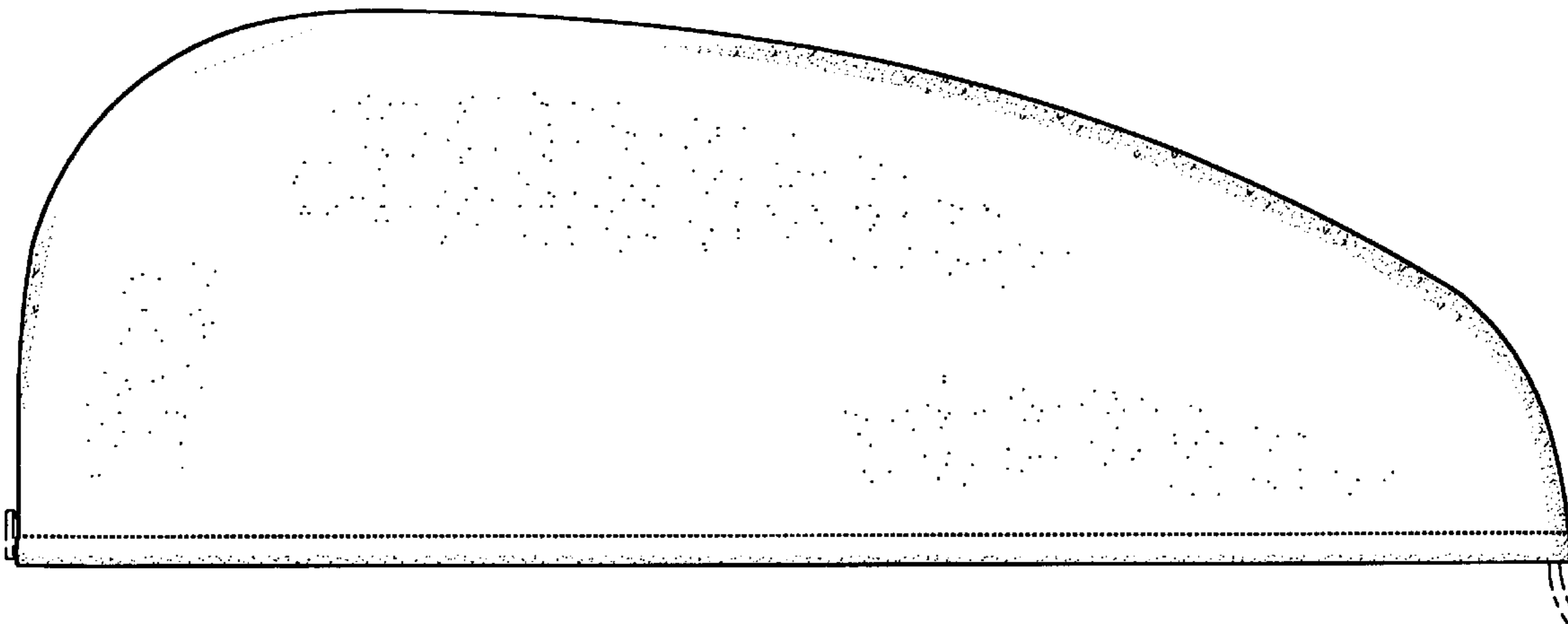
[57] **CLAIM**

The ornamental design for a turban, as shown and described.

**DESCRIPTION**

FIG. 1 is a side elevational view of a turban showing my new design;  
FIG. 2 is a top plan view thereof;  
FIG. 3 is an end elevational view thereof;  
FIG. 4 is an opposite end elevational view thereof;  
FIG. 5 is a bottom plan view thereof; and,  
FIG. 6 is a perspective view thereof.  
The broken line showing of the is button and loop in all figures for illustrative purposes only and forms no part of the claimed design.

**1 Claim, 2 Drawing Sheets**






FIG. 2




FIG. 1




FIG. 3




FIG. 4




FIG. 5

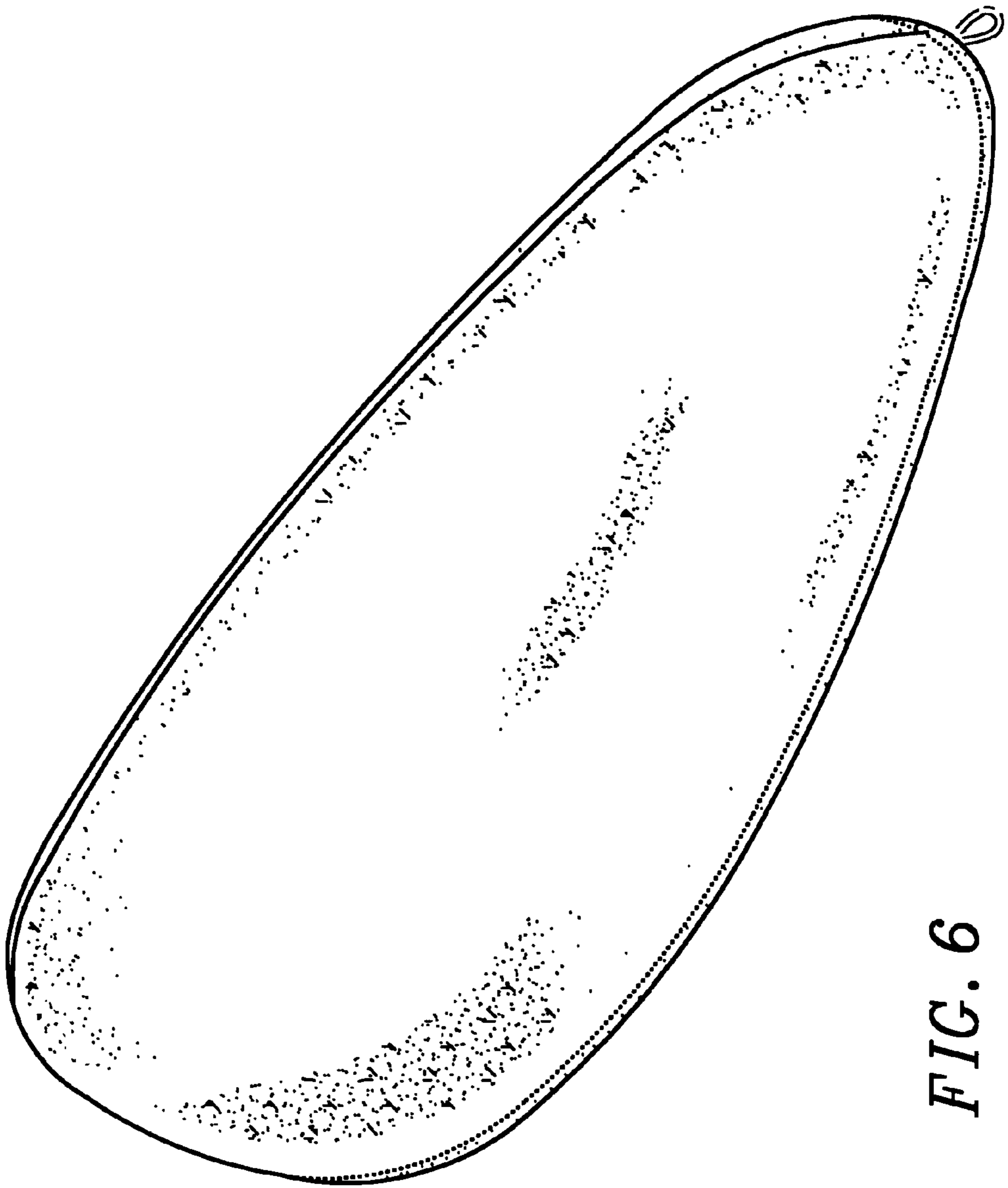


FIG. 6