



US00D412221S

United States Patent [19] Semrad-Drutz

[11] **Patent Number: Des. 412,221**
[45] **Date of Patent: ** Jul. 20, 1999**

[54] **TRI-CIRCLE HAIR CLIP**

[76] Inventor: **Tavi Semrad-Drutz**, 364 Kyle Dr.,
Coppell, Tex. 75019

[**] Term: **14 Years**

[21] Appl. No.: **29/088,558**

[22] Filed: **May 27, 1998**

[51] **LOC (6) Cl. 28-03**

[52] **U.S. Cl. D28/42; D28/43**

[58] **Field of Search** D28/39-43; D11/1-5,
D11/200-204, 206-215, 229-231, 236-238,
241, 40, 46, 75, 76; 132/273, 275-279;
63/1.11, 1.16, 1.18, 12, 14.4, 14.5, 14.7,
14.9, 3, 15.7, 20, 34, 40, 43

[56] **References Cited**

U.S. PATENT DOCUMENTS

D. 150,927	9/1948	Chernow	D11/75
D. 276,274	11/1984	Bezanson et al.	D28/42
331,033	11/1885	Chadwick	63/11
2,599,916	6/1952	Holden	63/43

OTHER PUBLICATIONS

Hong Kong Enterprise Jun. 1990, p. 658, lower right quadrant of page: barrettes indicated by arrows.
Hong Kong Enterprise Oct. 1990, p. 394—center row, item Nos. HP-H811G, HP-H803, HP-H813 and MR-H14.

Nature's Jewelry Summer/Fall 1991 Cat. , p. 44: item No. 81-668.

Primary Examiner—Ted Shooman
Assistant Examiner—C. Tuttle
Attorney, Agent, or Firm—David W. Carstens; Carstens, Yee & Cahoon

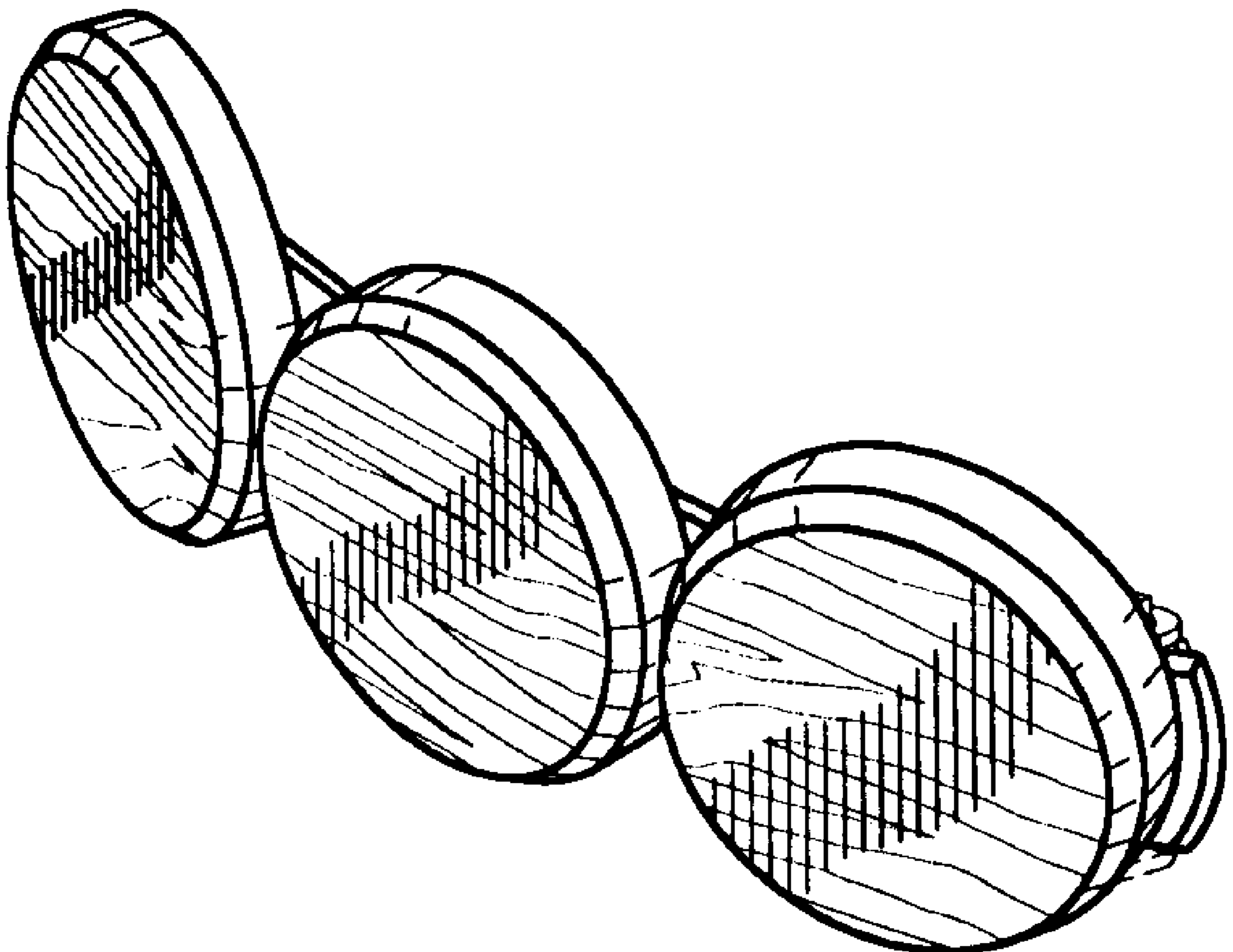
[57] **CLAIM**

The ornamental design for a tri-circle hair clip, as shown.

DESCRIPTION

FIG. 1 is a front perspective view of the tri-circle hair clip of the present invention;
FIG. 2 is a top plan view of the tri-circle hair clip of FIG. 1;
FIG. 3 is a front view in elevation of the tri-circle hair clip of FIG. 1;
FIG. 4 is a bottom plan view of the tri-circle hair clip of FIG. 1;
FIG. 5 is a side view in elevation of the tri-circle hair clip of FIG. 1 as seen from the left-hand side of FIG. 1; and,
FIG. 6 is a side view in elevation of the tri-circle hair clip of FIG. 1; as seen from the right-hand side of FIG. 1.
The broken line showing of the clasp is for illustrative purposes only and forms no part of the claimed design.
The surface of the article not shown in the drawing or described in the specification forms no part of the claimed design.

1 Claim, 1 Drawing Sheet



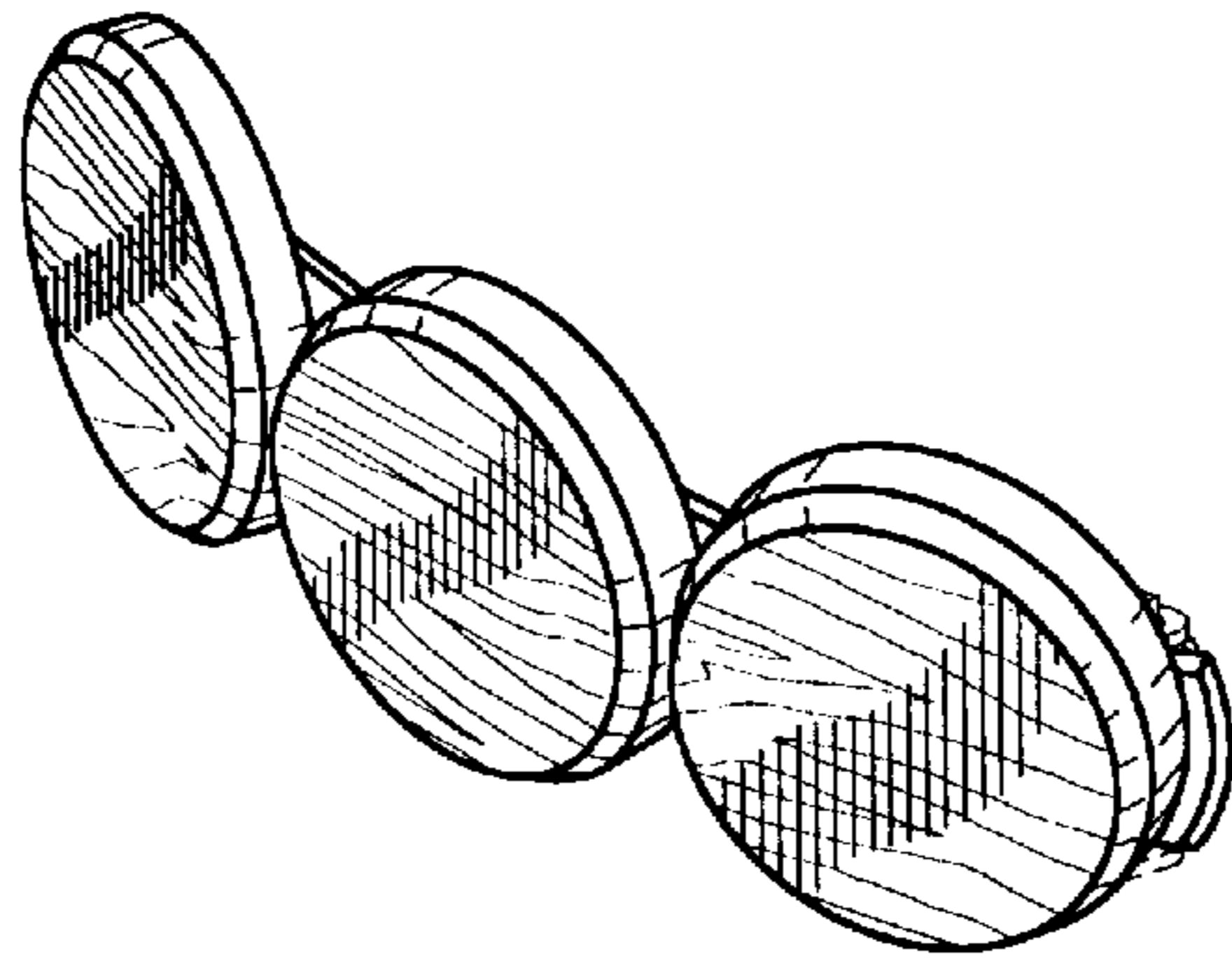


FIG. 1

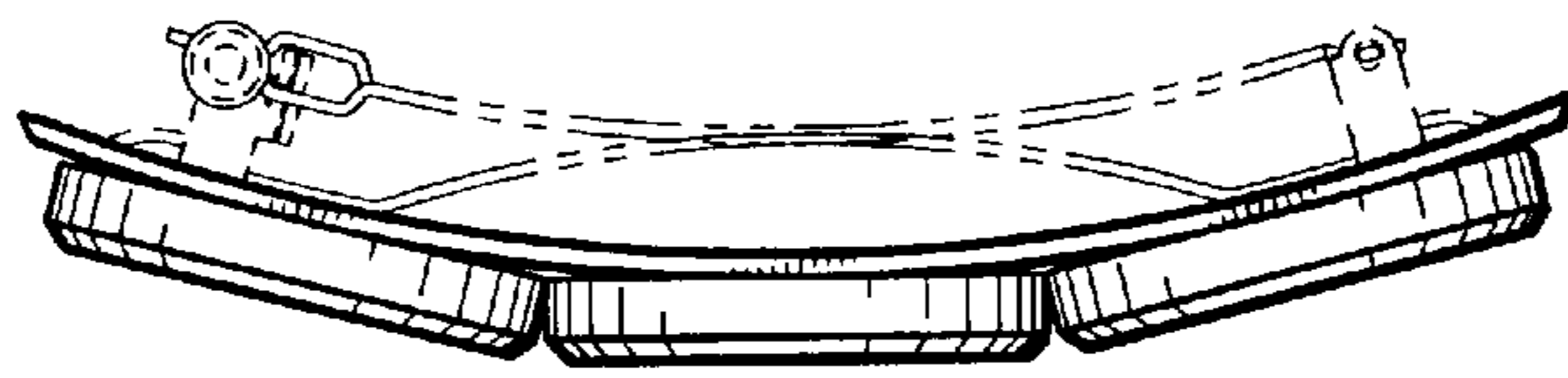


FIG. 2

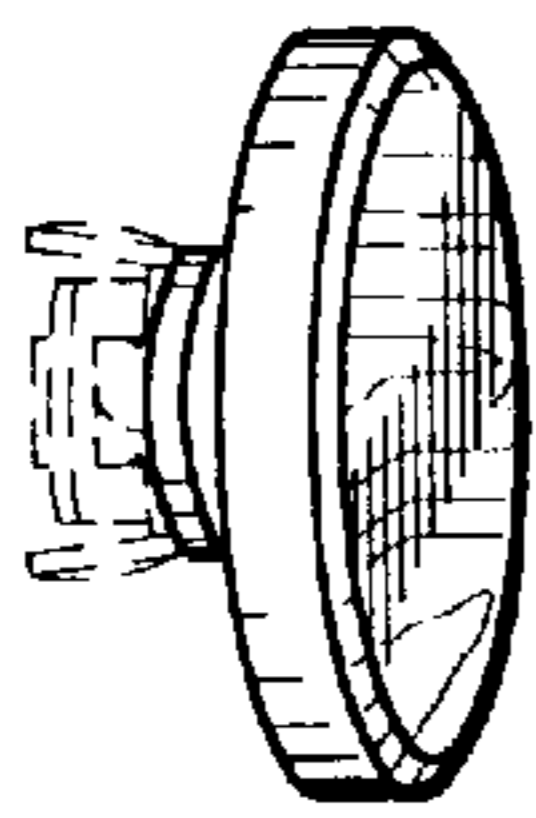


FIG. 5

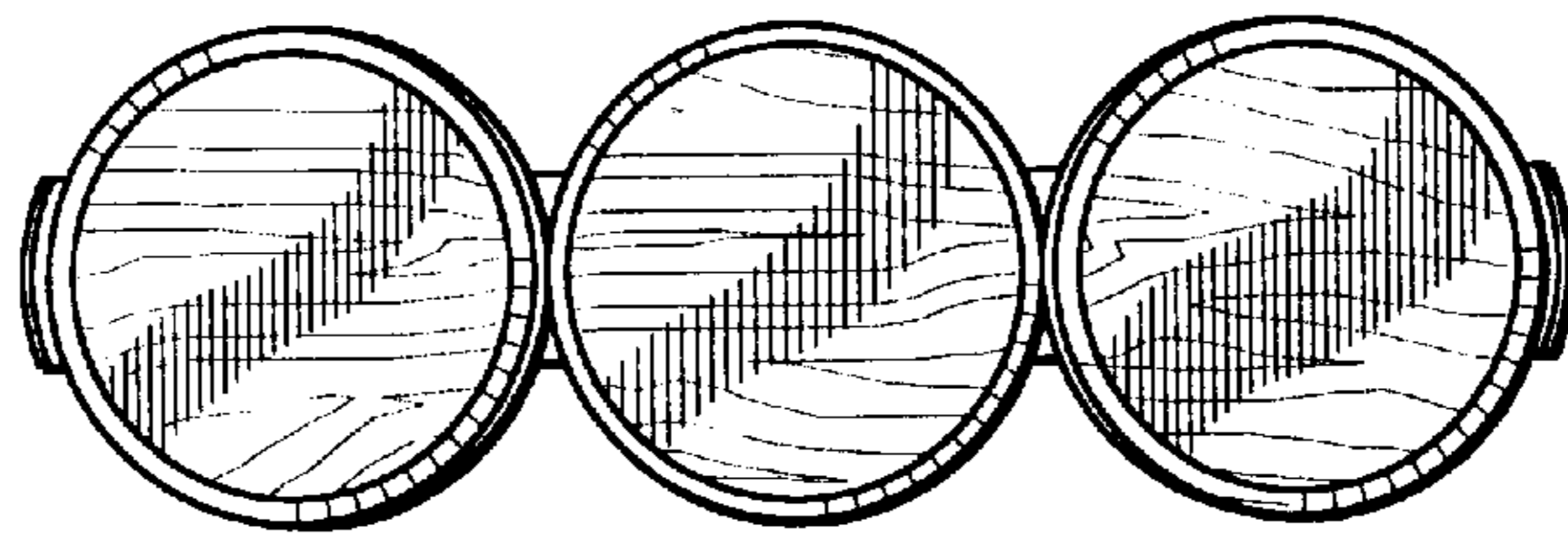


FIG. 3

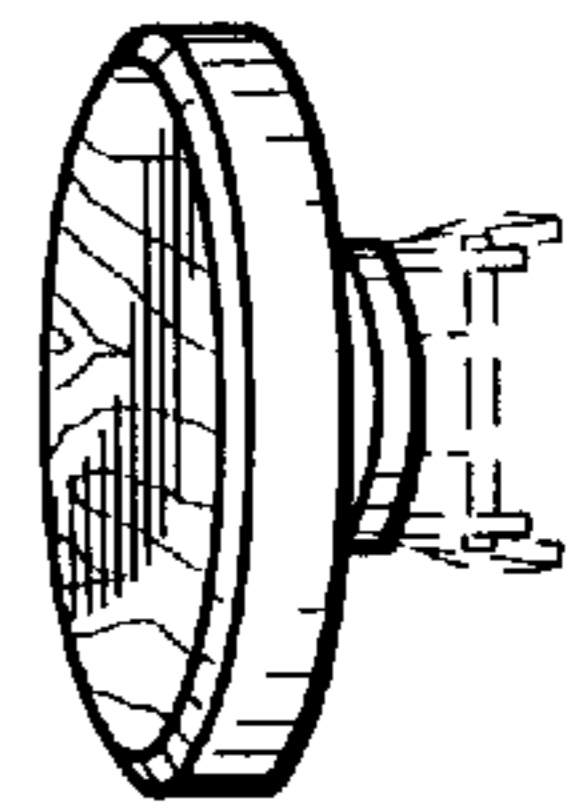


FIG. 6



FIG. 4