



US00D412203S

United States Patent [19]

Pitsch et al.

[11] Patent Number: Des. 412,203

[45] Date of Patent: ** Jul. 20, 1999

[54] CIRCULAR FLANGE FOR A TUB FILLER SPOUT

[75] Inventors: Walter Pitsch, Franklin Park; John Hyde, Flemington, both of N.J.

[73] Assignee: American Standard Inc., Piscataway, N.J.

[**] Term: 14 Years

[21] Appl. No.: 29/067,768

[22] Filed: Mar. 6, 1997

[51] LOC (6) Cl. 23-01

[52] U.S. Cl. D23/254

[58] Field of Search D24/237-244, D24/250-257; 4/675-678; 137/801; D8/352

[56] References Cited

U.S. PATENT DOCUMENTS

D. 68,807	11/1925	Hill	D8/352
D. 164,606	9/1951	Schlage	D8/352
D. 202,029	8/1965	Blum et al.	D8/352
D. 203,795	2/1966	Harvey et al.	D23/254
D. 266,452	10/1982	Fleishmann et al.	23/32
D. 288,525	3/1987	Angle	D8/352 X
D. 310,324	9/1990	Bernacchi et al.	D8/352

D. 321,468	11/1991	Reid	D8/352
D. 332,826	1/1993	Rosenbaum	D23/254
D. 345,004	3/1994	Bengtson	D23/254
D. 355,021	1/1995	Schott et al.	D23/254
D. 366,100	1/1996	Doughty et al.	23/255
D. 373,180	8/1996	Gottwald	D23/254

OTHER PUBLICATIONS

Kallista, Inc. Plumbing Catalog, Echo Select Deck Bath Set, Faucet page, 1994.

Primary Examiner—Doris Clark

Assistant Examiner—Eric Watterson

[57] CLAIM

The ornamental design for a circular flange for a tub filler spout, as shown and described.

DESCRIPTION

FIG. 1 is a perspective view of a circular flange for a tub filler spout showing our new design;
 FIG. 2 is a top plan view thereof;
 FIG. 3 is a bottom plan view thereof; and,
 Fig. 4 is a side elevational view thereof, the left, right, front and rear sides being mirror images of one another.
 The broken line showing a faucet is for illustrative purposes only and forms no part of the claimed design.

1 Claim, 1 Drawing Sheet

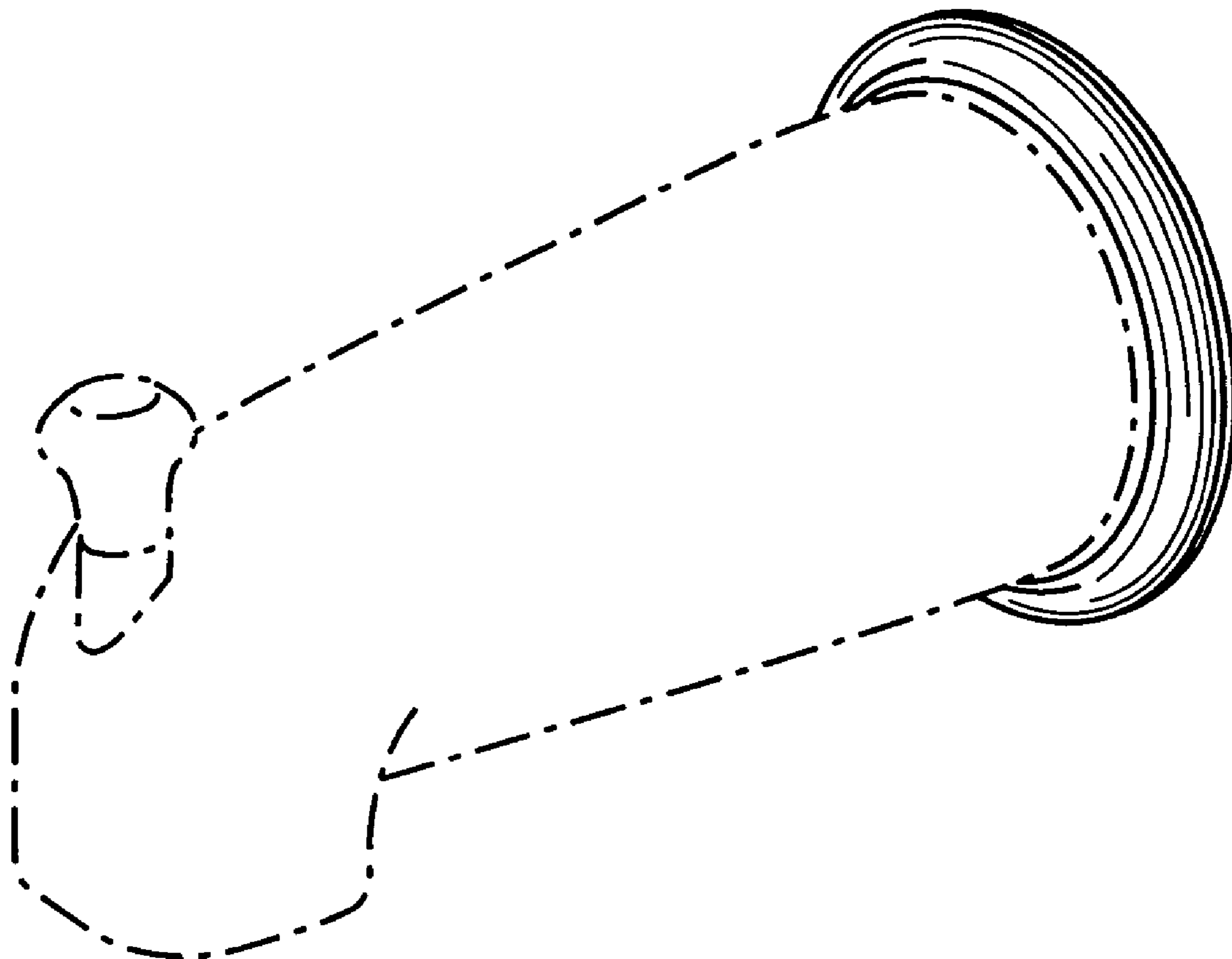


FIG. 1

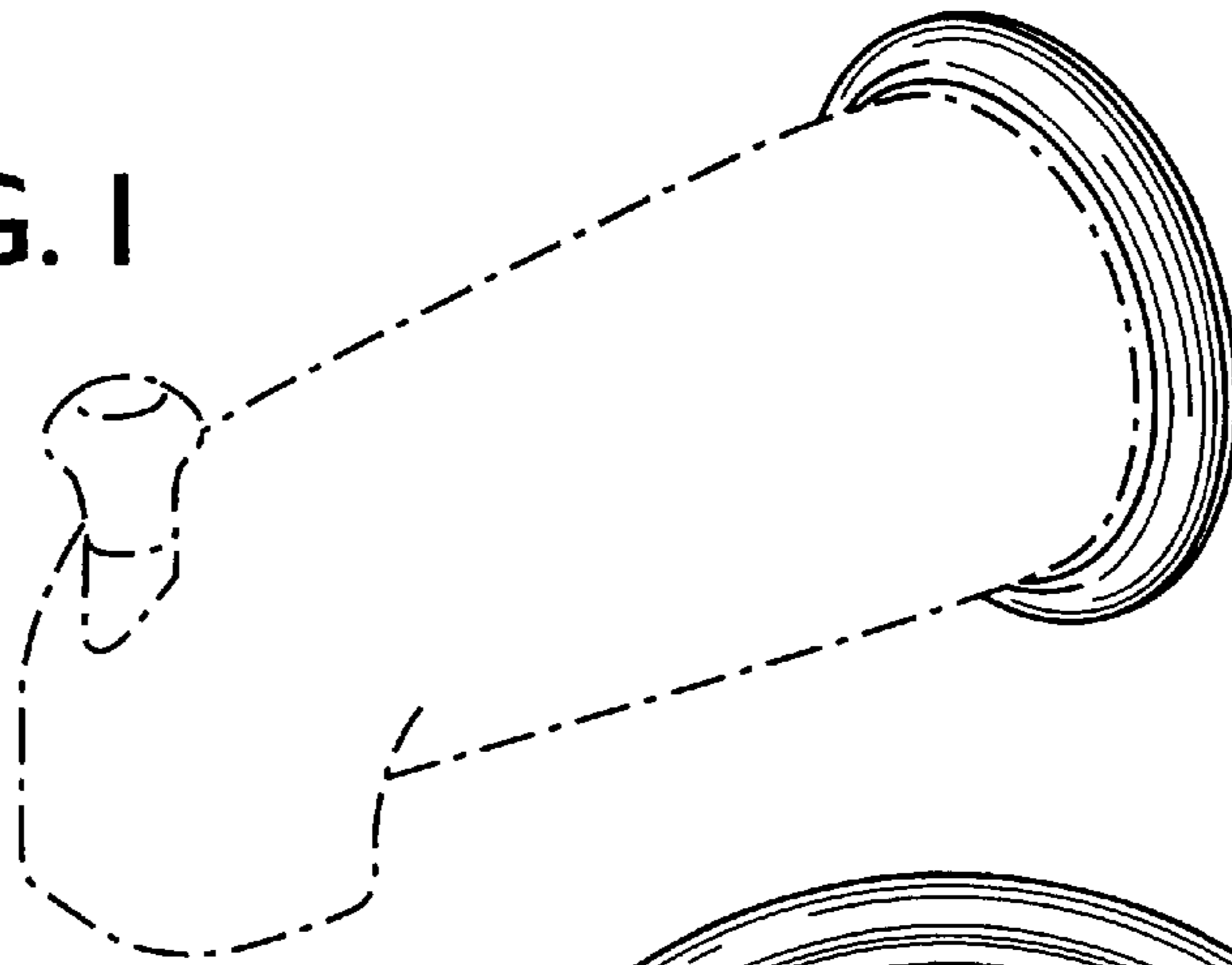


FIG. 2

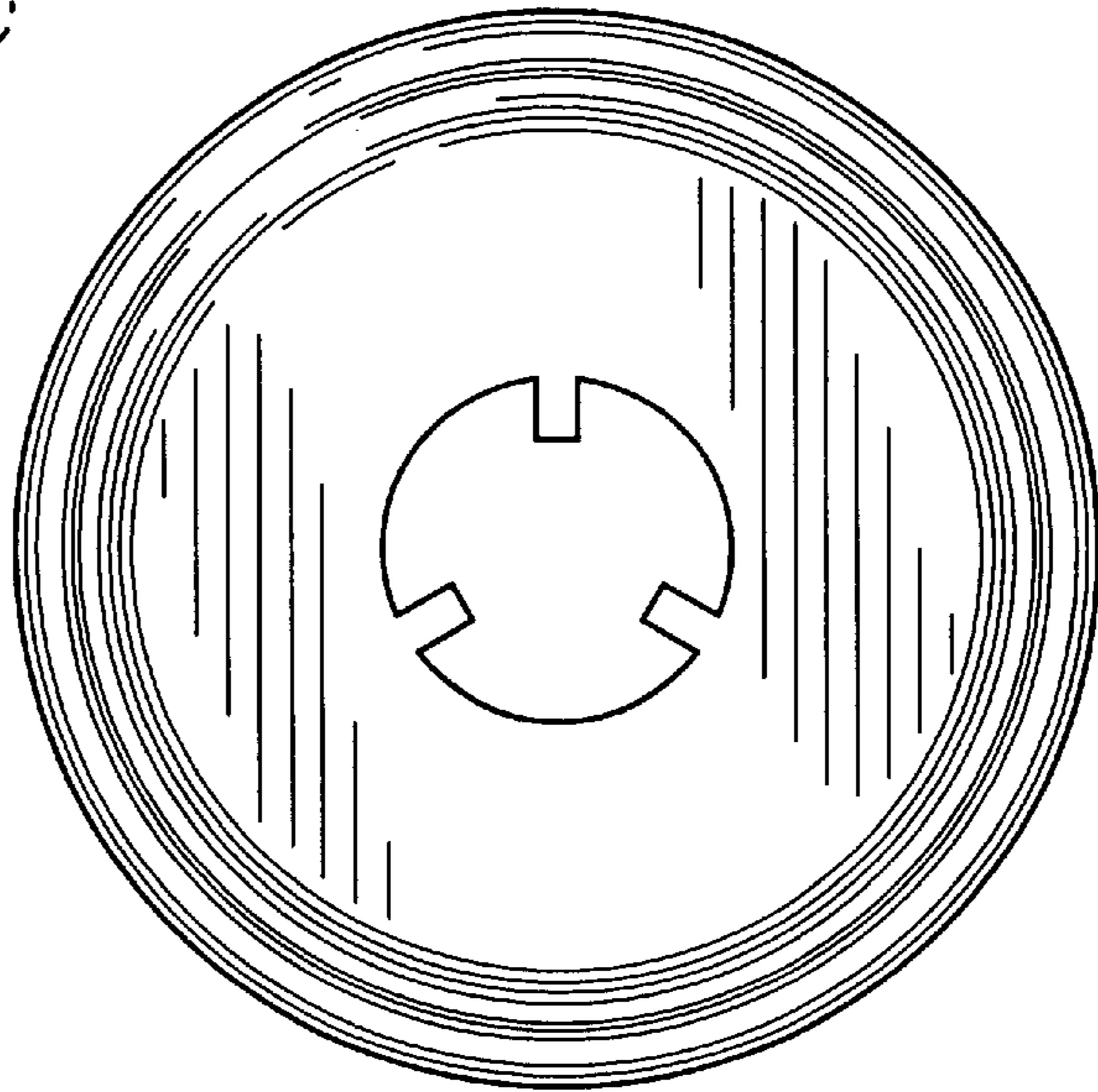


FIG. 3

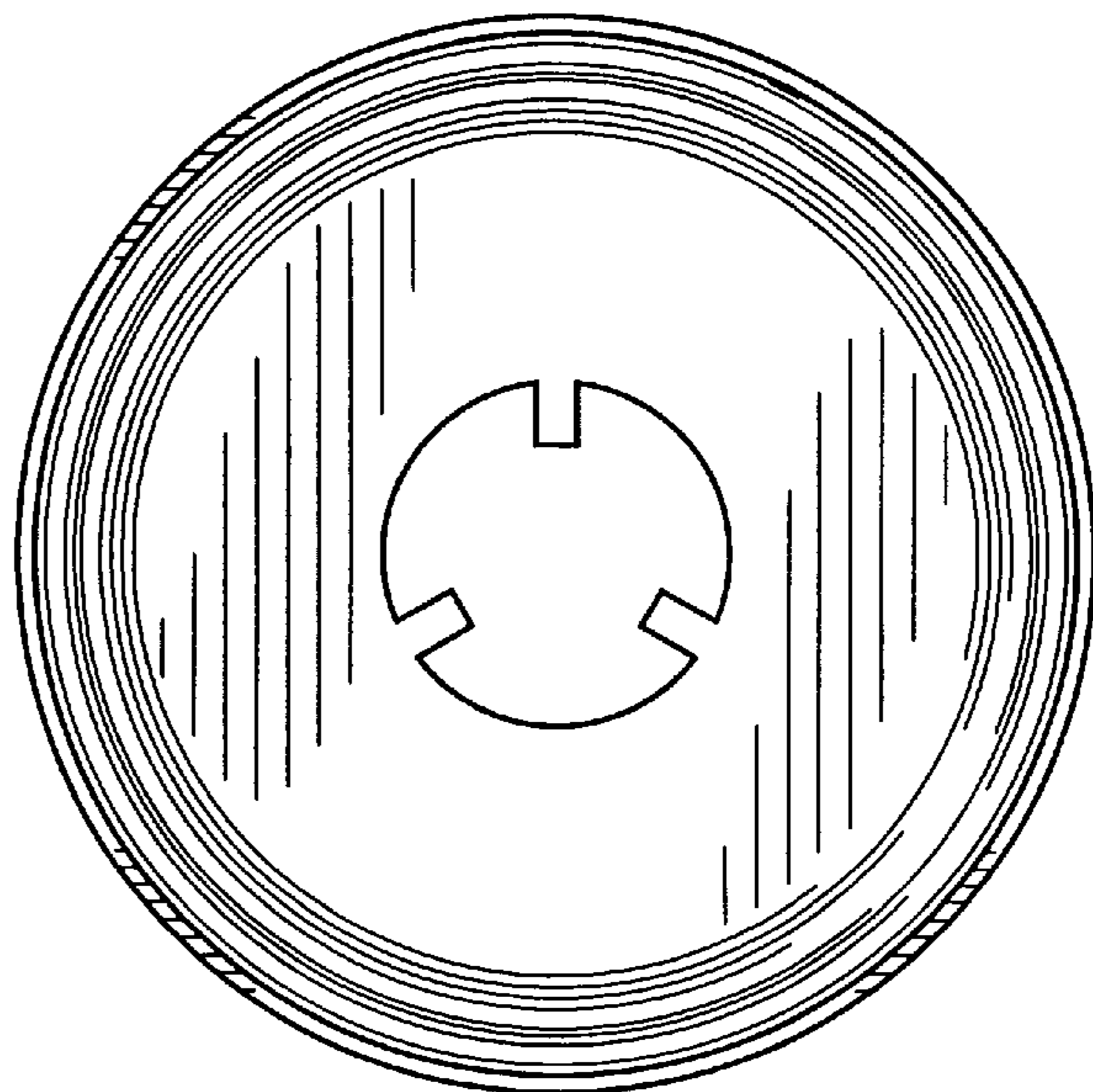


FIG. 4

