



US00D412144S

United States Patent [19]

Demagall et al.

[11] Patent Number: Des. 412,144

[45] Date of Patent: ** Jul. 20, 1999

[54] TIRE TREAD

[75] Inventors: **Christine Ann Demagall**, Medina;
Timothy Patrick Lovell, Peninsula;
Andrew Arpad Kunos, Stow, all of Ohio

[73] Assignee: **The Goodyear Tire & Rubber Company**, Akron, Ohio

[**] Term: **14 Years**

[21] Appl. No.: **29/089,027**

[22] Filed: **Jun. 5, 1998**

[51] LOC (6) Cl. **12-15**

[52] U.S. Cl. **D12/146**

[58] Field of Search D12/136, 138,
D12/140-152; 152/209 RR, 209 NS, 209 AS,
209 AG, 209 BY, 209 LG, 209 RB, 209 DP

[56] **References Cited**

U.S. PATENT DOCUMENTS

D. 310,056	8/1990	Martin et al.	D12/147
D. 329,031	9/1992	Lassan	D12/146
D. 349,672	8/1994	Seimiya et al.	D12/147
D. 349,673	8/1994	Seimiya et al.	D12/147
D. 349,873	8/1994	Shibata et al.	D12/141
D. 354,028	1/1995	Hutz	D12/146
D. 368,056	3/1996	Morishita et al.	D12/147
D. 370,440	6/1996	Kuwazima et al.	D12/147
D. 379,336	5/1997	Hanlon et al.	D12/147
D. 379,338	5/1997	Guspodin et al.	D12/147
D. 379,787	6/1997	Maxwell et al.	D12/147
D. 380,182	6/1997	Matsuda et al.	D12/146
D. 380,994	7/1997	Morishita et al.	D12/141
D. 383,422	9/1997	Kunos et al.	D12/147
D. 383,714	9/1997	Graas et al.	D12/146
D. 383,718	9/1997	Graas et al.	D12/147
D. 384,614	10/1997	Hanlon et al.	D12/147
D. 386,456	11/1997	Yukawa	D12/147
D. 386,730	11/1997	Hubbell, Jr.	D12/147
D. 389,793	1/1998	Murata	D12/147

D. 391,204	2/1998	Harpes et al.	D12/147
D. 392,226	3/1998	Howald et al.	D12/141
D. 396,674	8/1998	Lassan et al.	D12/147
D. 400,831	11/1998	Blankenship et al.	D12/147
4,796,683	1/1989	Kawabata et al.	152/209 R
4,815,512	3/1989	Gerresheim et al.	152/209 R
5,295,087	3/1994	Yoshida et al.	364/578
5,365,987	11/1994	Ishii et al.	152/209 R

OTHER PUBLICATIONS

Avon CR338 Tire, 1996 Tread Design Guide, p. 10, Feb. 1996.
Bridgestone Turanza V Tire, 1996 Tread Design Guide, p. 12, Feb. 1996.
Centennial Interceptor HR-X II Tire, 1996 Tread Design Guide, p. 16, Feb. 1996.
Duralon Widetrack Radial H/R Tire, 1996 Tread Design Guide, p. 24, Feb. 1996.
Nitto NT-460 Premium Touring Tire, 1996 Tread Design Guide, p. 55, Feb. 1996.

Primary Examiner—Robert M. Spear
Attorney, Agent, or Firm—T P Lewandowski

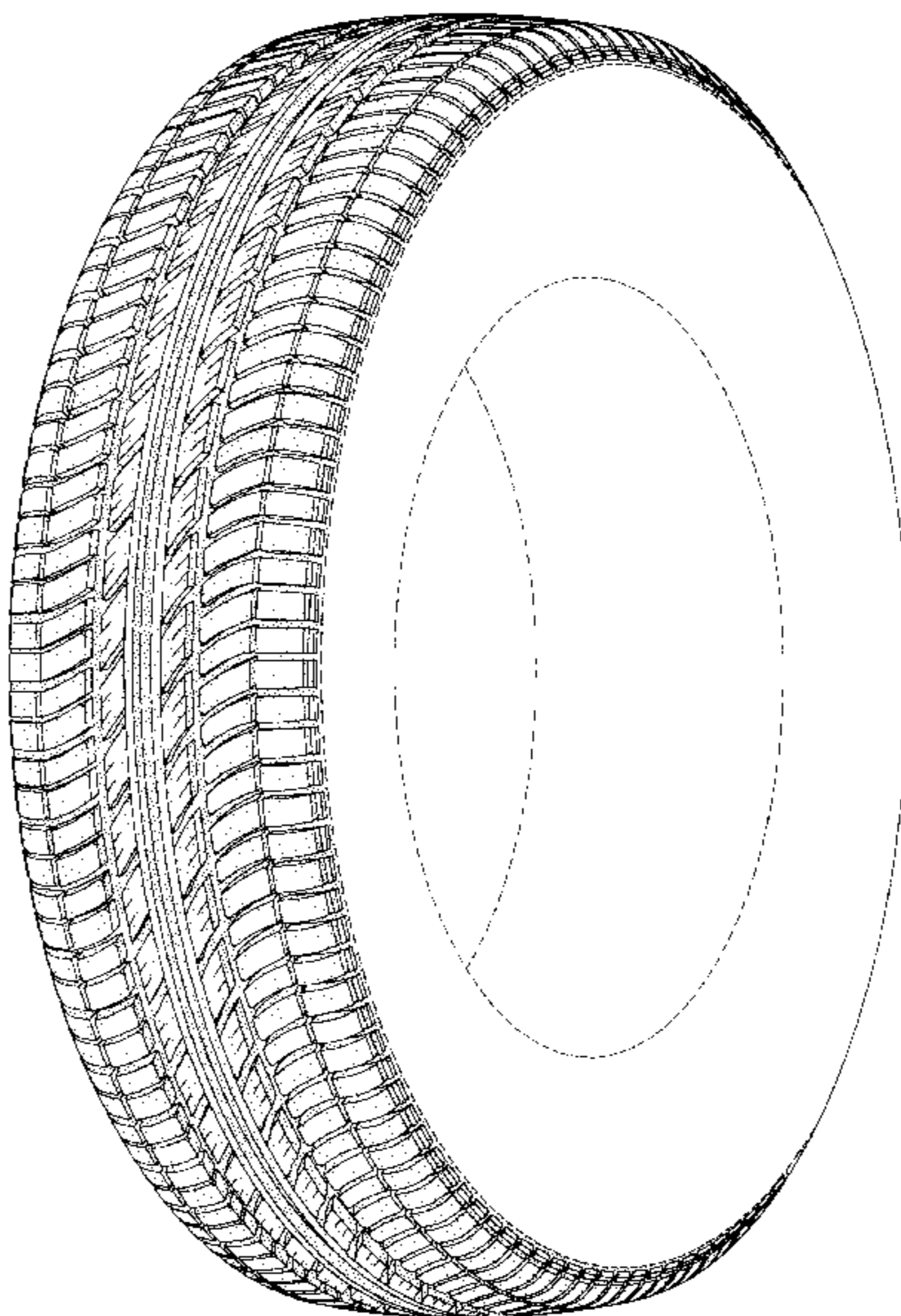
[57] **CLAIM**

The ornamental design for a tire tread, as shown and described.

DESCRIPTION

FIG. 1 is a perspective view of a tire tread showing our new design, it being understood that the pattern repeats uniformly throughout the circumference of the tread;
FIG. 2 is a front elevational view thereof;
FIG. 3 is a side elevational view thereof, the opposite side elevational view being identical thereto; and,
FIG. 4 is an enlarged fragmentary front perspective view.
In the drawings, the broken lines defining the inner bead of the sidewall and the peripheral boundary between the tire tread and the sidewall are for illustrative purposes only and form no part of the claimed design.

1 Claim, 4 Drawing Sheets



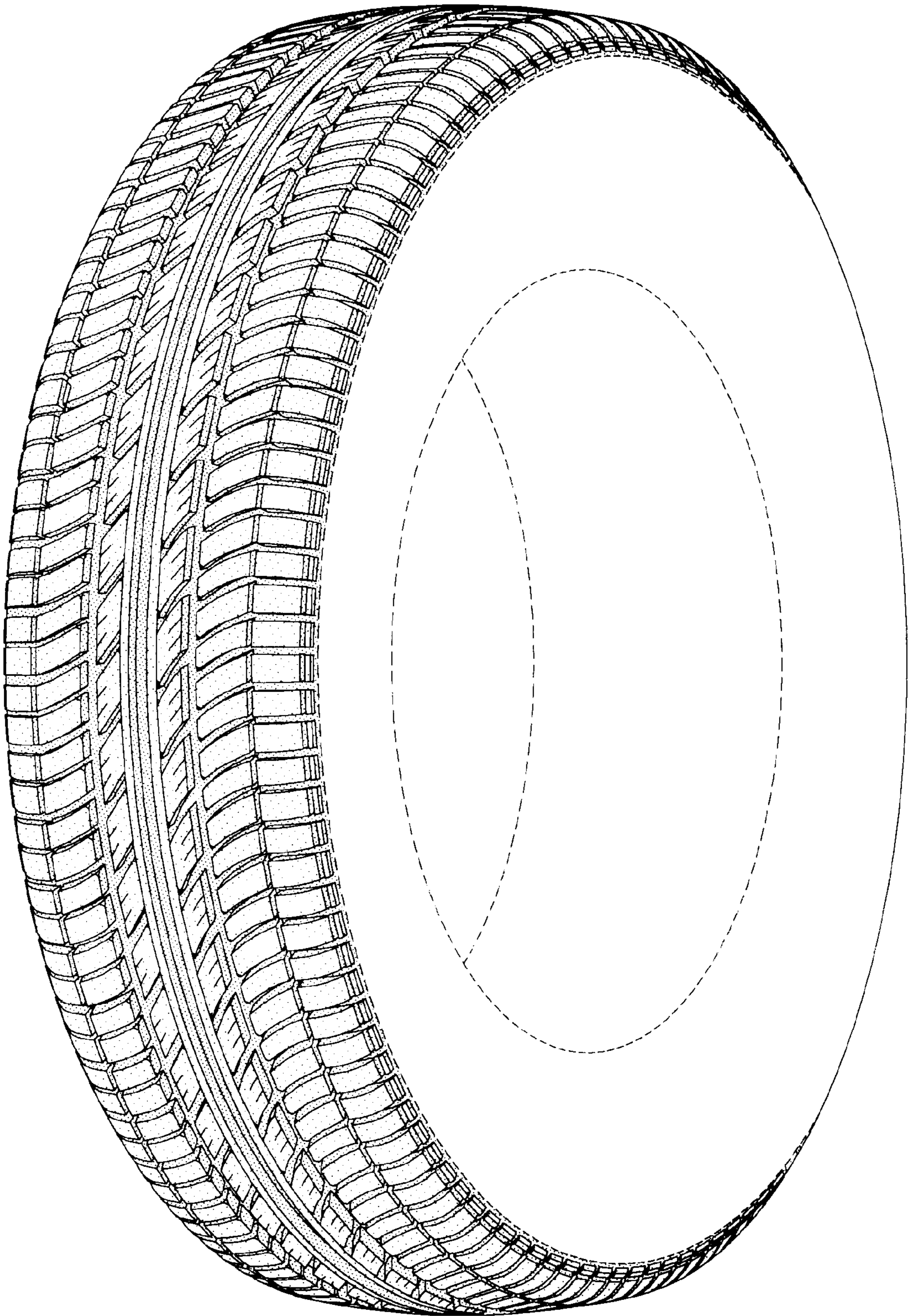


FIG-1

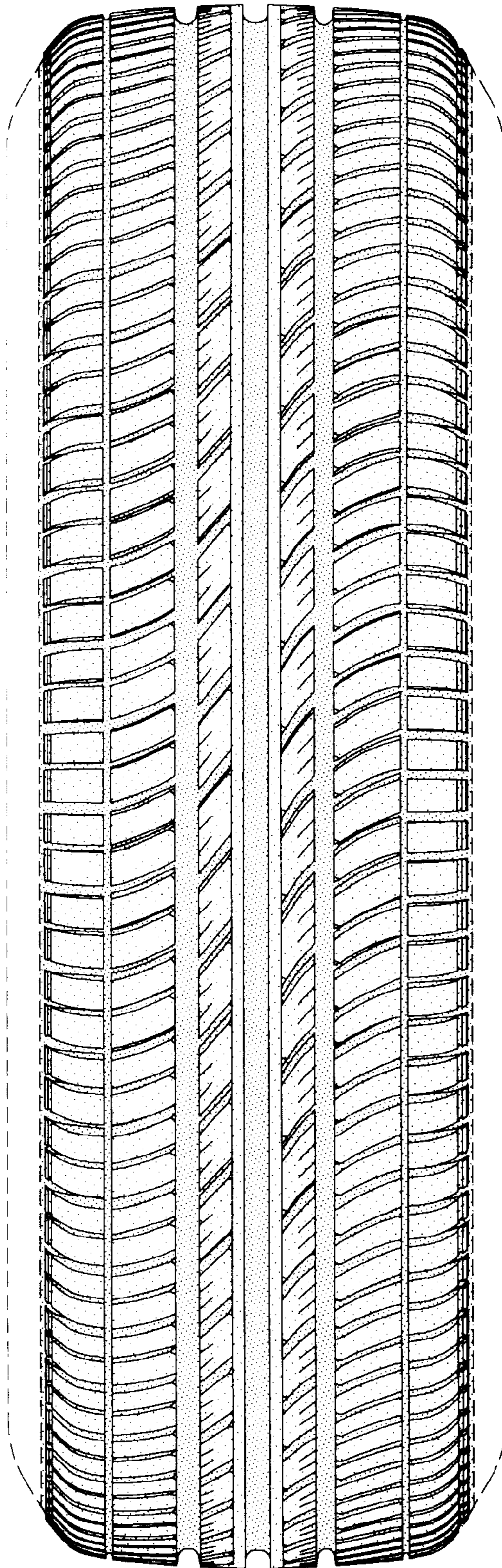


FIG-2

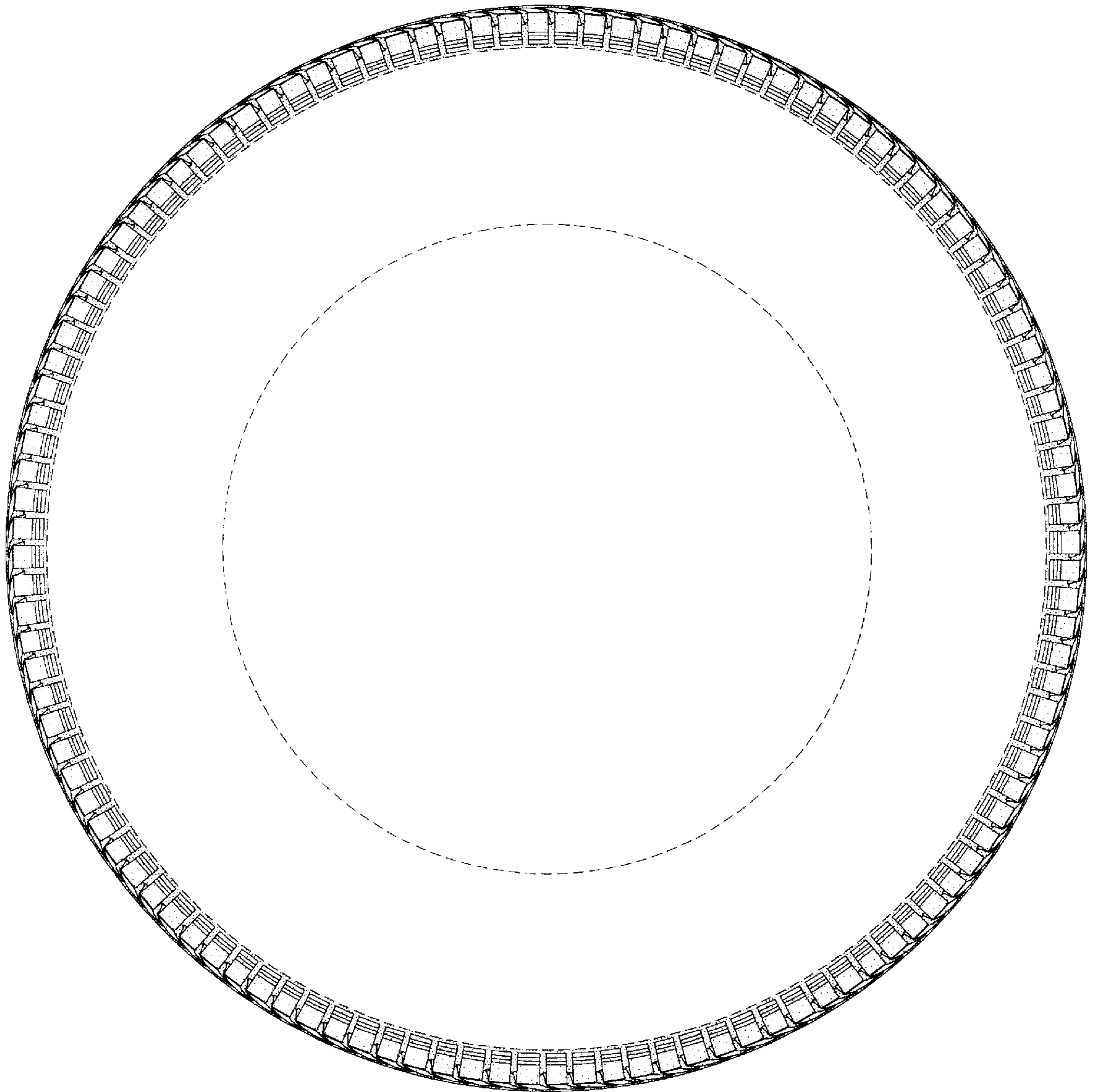


FIG-3

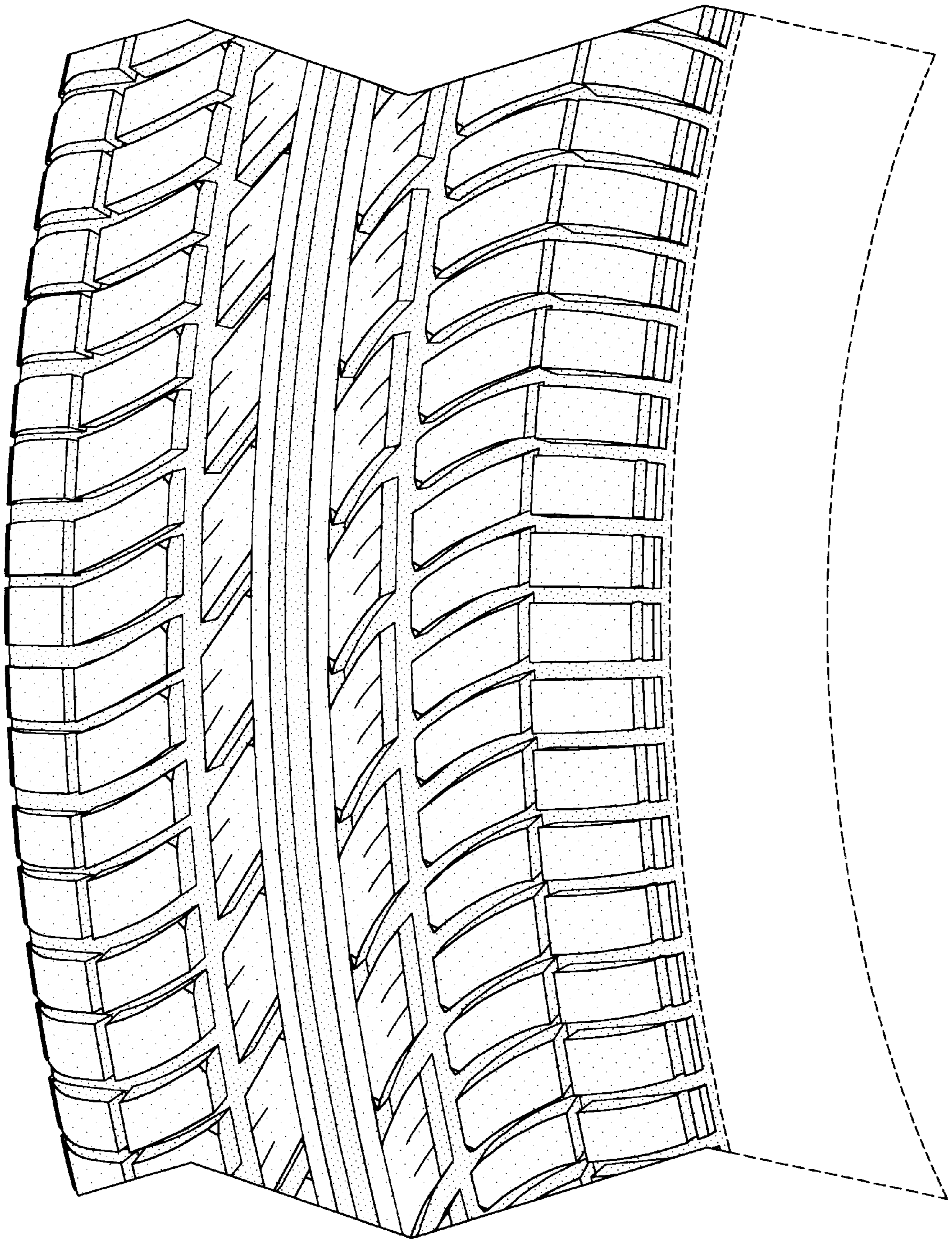


FIG-4