



US00D412135S

United States Patent [19]
Saito

[11] **Patent Number: Des. 412,135**

[45] **Date of Patent: ** Jul. 20, 1999**

[54] **COMBINED DOUBLE GEMS AND COIL
SPRING FOR FINGERS**

2,119,039 5/1938 Boyd D11/33

Primary Examiner—Ralf Seifert

[76] Inventor: **Toshihiko Saito**, 12-6 Shimouma 6
Chome, Setagaya-ku Tokyo 154, Japan

[57] **CLAIM**

[**] Term: **14 Years**

The ornamental design for a combined double gems and coil spring for fingers, as shown and described.

[21] Appl. No.: **29/094,071**

DESCRIPTION

[22] Filed: **Sep. 24, 1998**

FIG. 1 is a perspective top view of a combined double gems and coil spring for fingers, showing my new design;

[51] **LOC (6) Cl.** **11-01**

FIG. 2 is a top plan view thereof;

[52] **U.S. Cl.** **D11/26**

FIG. 3 is a bottom plan view thereof;

[58] **Field of Search** 63/32, 26; 45/58;
D11/89, 90, 1-2, 79, 86-93, 222, 223,
226, 26-41

FIG. 4 is a front elevational view thereof, the rear elevational view being practically identical therewith;

[56] **References Cited**

FIG. 5 is a left side elevational view thereof, the right side elevational view being practically identical therewith;

U.S. PATENT DOCUMENTS

FIG. 6 is a longitudinal cross sectional view thereof, taking along lines 6-6 of FIG. 4 ; and,

- D. 305,214 12/1989 Campbell D11/26
- D. 354,927 1/1995 Andrzu D11/40
- D. 356,052 3/1995 Andrzu D11/41

FIG. 7 is a top plan view position of use thereof, a hand being shown in broken lines for illustrative purposes.

1 Claim, 2 Drawing Sheets




FIG. 1




FIG. 2

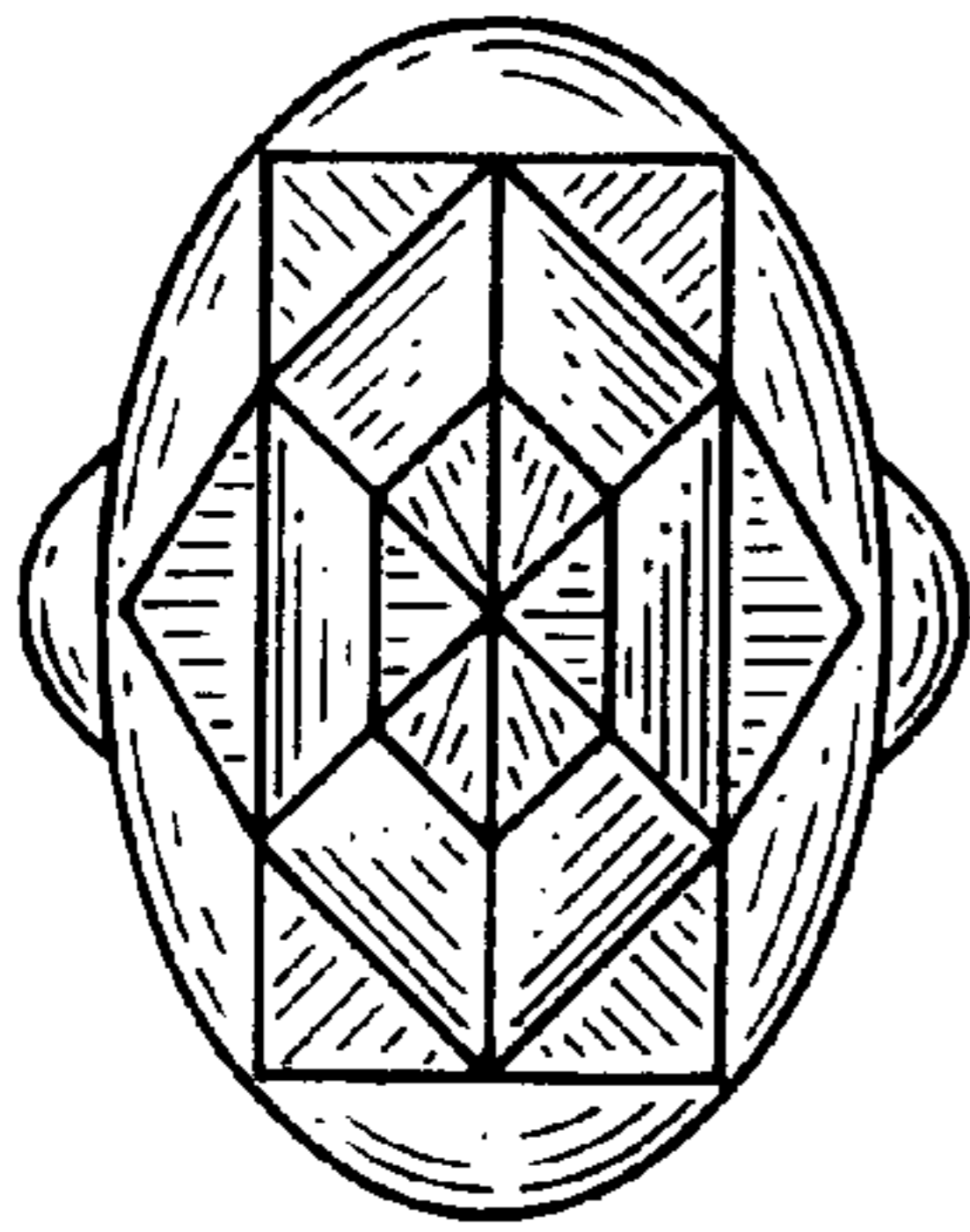


FIG. 3

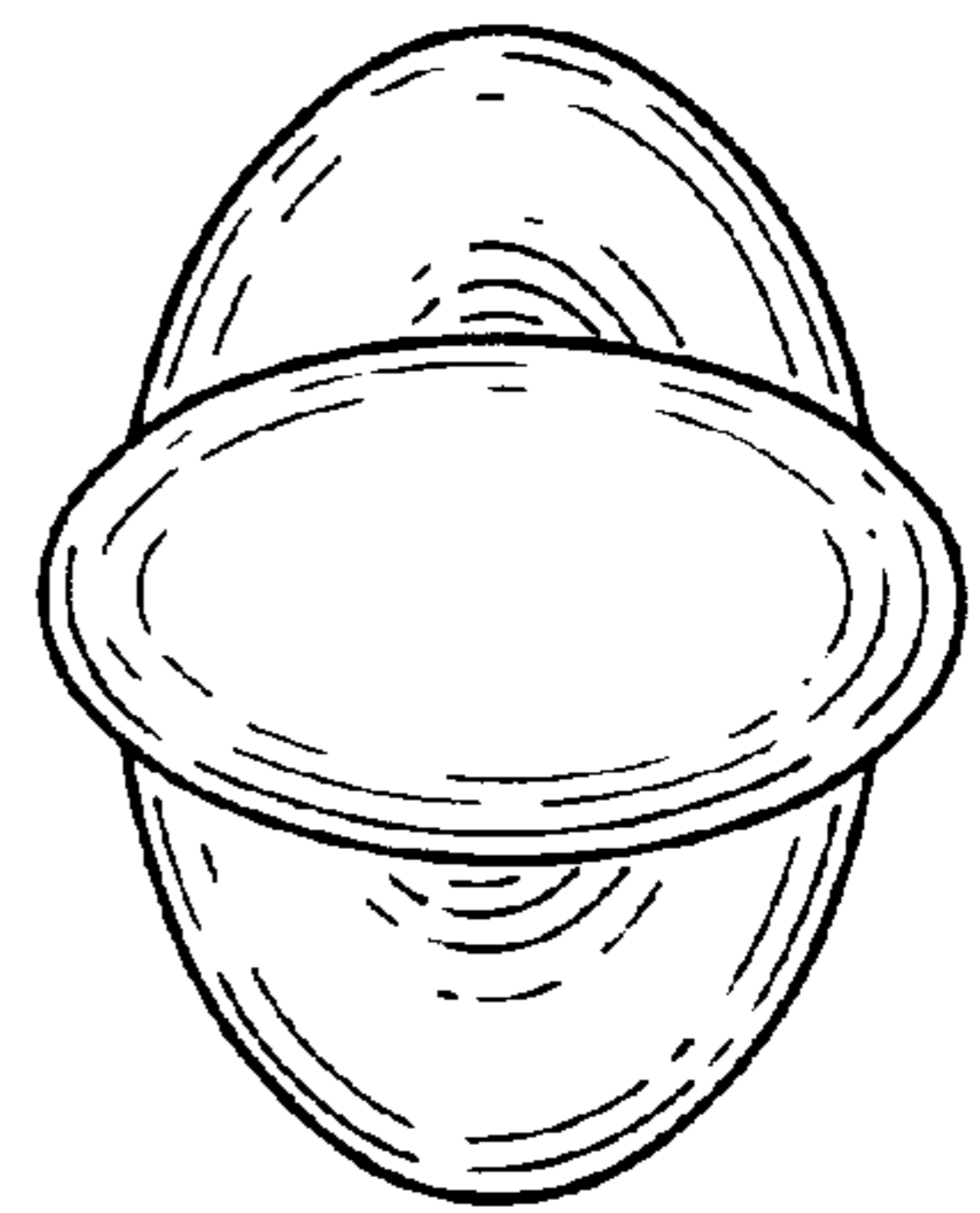


FIG. 4




FIG. 5




FIG. 6




FIG. 7

