



US00D412124S

United States Patent [19] Lüscher

[11] **Patent Number: Des. 412,124**
[45] **Date of Patent: ** Jul. 20, 1999**

[54] **WRISTWATCH WITH BAND PORTIONS**

[75] Inventor: **Denis Lüscher**, Grenchen, Switzerland

[73] Assignee: **Rado Uhren Ag (Montres Rado Sa)**
(Rado Watch Co.,Ltd.), Lengnau,
Switzerland

[**] Term: **14 Years**

[21] Appl. No.: **29/063,457**

[22] Filed: **Dec. 9, 1996**

[30] **Foreign Application Priority Data**

Jun. 11, 1996 [XH] Hague Agreement DM/036652

[51] **LOC (6) Cl.** **10-02**

[52] **U.S. Cl.** **D10/39; D10/32**

[58] **Field of Search** D10/1-40, 122-132;
D11/3-25; 63/1.1, 3, 5, 11; 368/276-277,
280-282, 285

[56] **References Cited**

U.S. PATENT DOCUMENTS

D. 321,833 11/1991 Polansky D10/30

D. 326,229	5/1992	St. Dizier	D10/32
D. 357,421	4/1995	Tsukada	D10/39
D. 359,915	7/1995	Kubo	D10/30
D. 371,082	6/1996	Oba	D10/39
D. 377,614	1/1997	Wunderman	D10/32

Primary Examiner—Nelson C. Holtje
Attorney, Agent, or Firm—Collen Law Associates, P.C.


[57] **CLAIM**

The ornamental design for a wristwatch with band portions, as shown and described.

DESCRIPTION

FIG. 1 is a top view of wristwatch with band portions; FIG. 2 is a bottom view thereof; FIG. 3 is a right side view thereof; FIG. 4 is a left side view thereof; FIG. 5 is front view thereof; FIG. 6 is a rear view thereof; and, FIG. 7 is a top right perspective view thereof. The band portions are shown in an alternate position in FIGS. 3 and 4 of the drawing.

1 Claim, 4 Drawing Sheets






Fig. 1

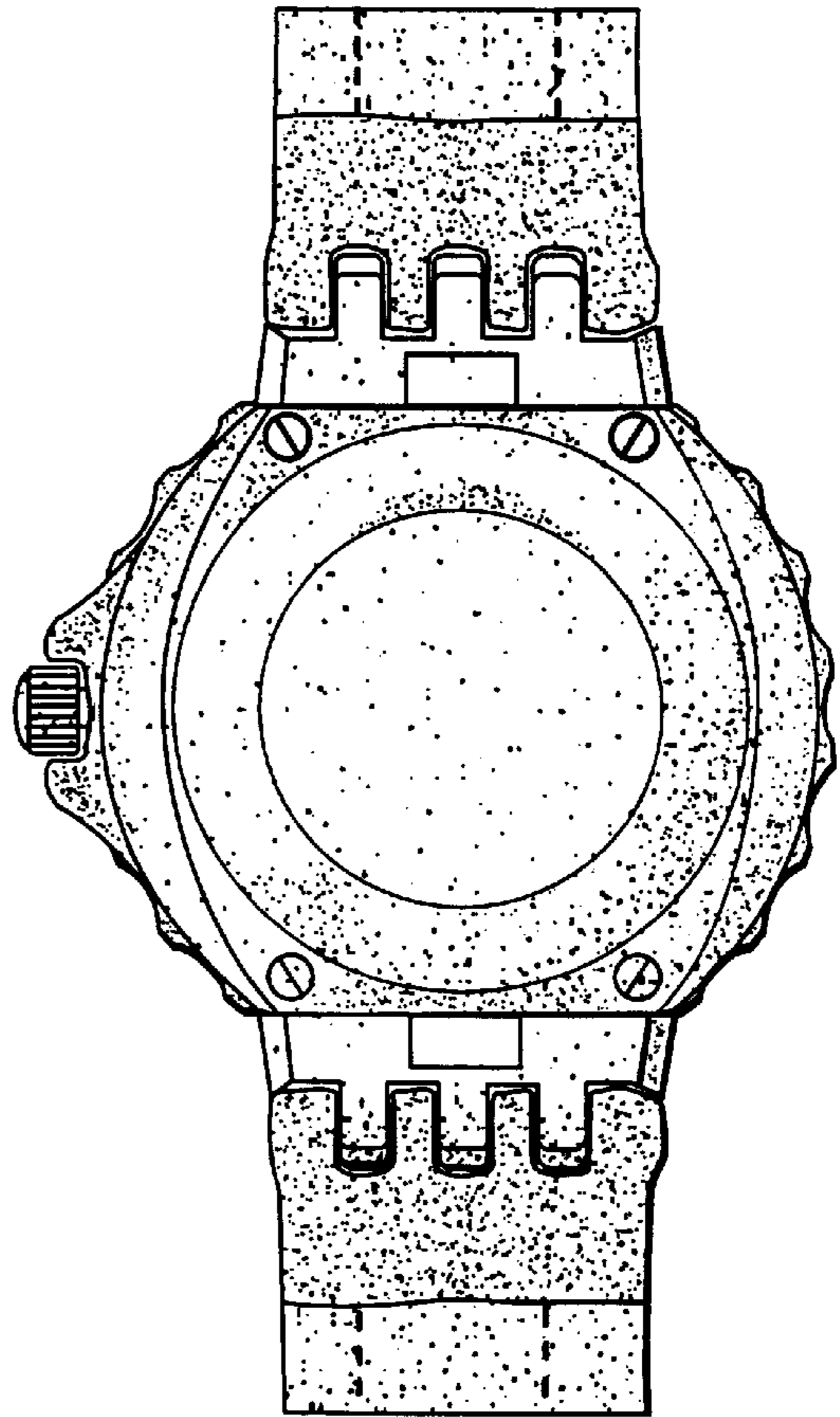


Fig. 2

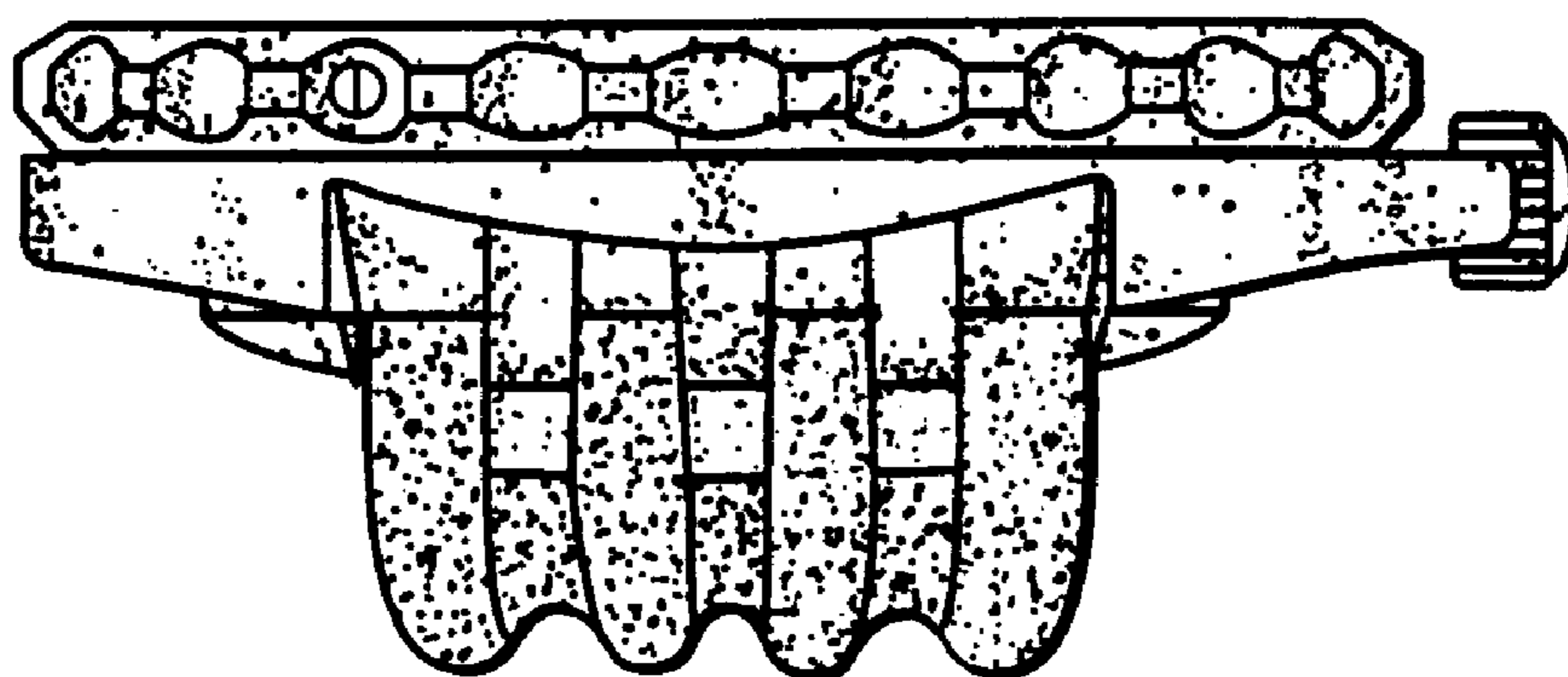


Fig. 3

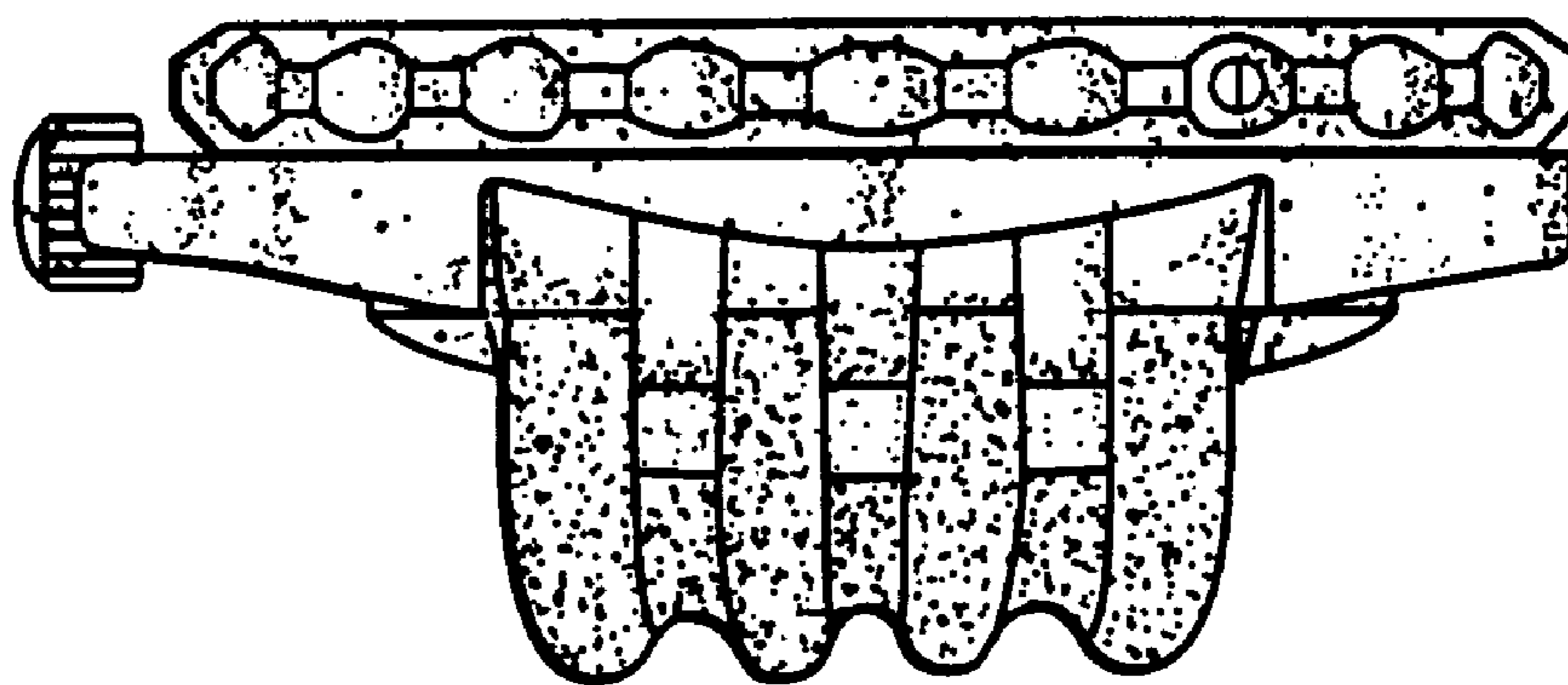


Fig. 4

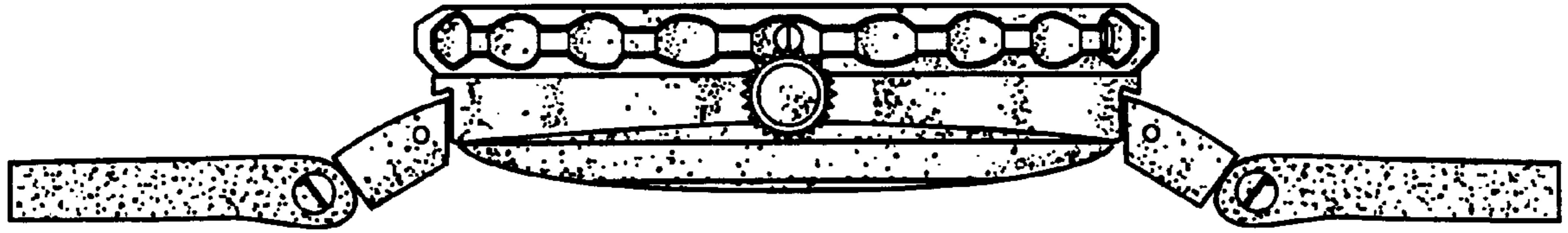


Fig. 5

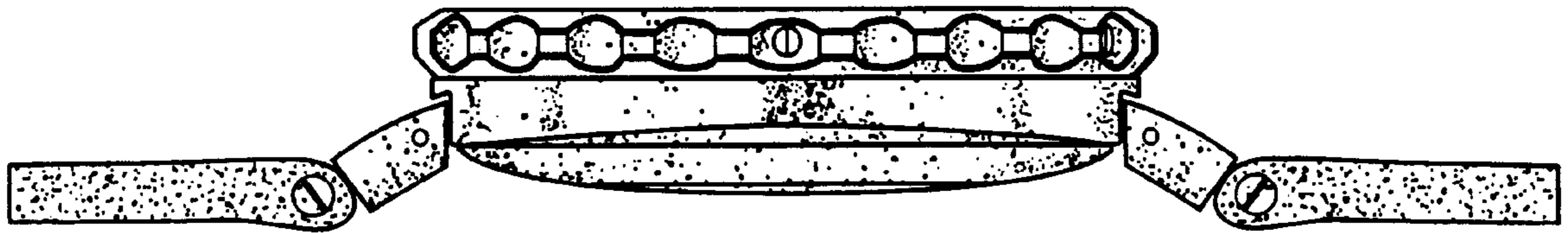


Fig. 6




Fig. 7