



US00D412098S

United States Patent [19] Godt

[11] **Patent Number: Des. 412,098**

[45] **Date of Patent: ** Jul. 20, 1999**

[54] **TOOL HANDLE**

[76] **Inventor: Glen Godt, P.O. Box 2, Fort Smith, N.W.T., Canada, X0E 0P0**

[**] **Term: 14 Years**

[21] **Appl. No.: 29/071,999**

[22] **Filed: Jun. 11, 1997**

Related U.S. Application Data

[63] Continuation of application No. 29/042,461, Aug. 10, 1995, Pat. No. Des. 385,473.

Foreign Application Priority Data

Feb. 13, 1995 [CA] Canada 1995-0357

[51] **LOC (6) Cl. 08-06**

[52] **U.S. Cl. D8/107**

[58] **Field of Search** D7/395; D8/14, D8/16, 45, 98, 107, 303; 15/235.4, 236.01; 16/110 R, 111 R, DIG. 2; 81/489

References Cited

U.S. PATENT DOCUMENTS

D. 227,544 7/1973 Sumida D8/98
D. 227,545 7/1973 Sumida D8/98

D. 321,112 10/1991 Goulter D7/395
D. 362,604 9/1995 White et al. D8/45
4,283,854 8/1981 Austin 16/111 R

OTHER PUBLICATIONS

Slave River Journal, Apr. 27, 1982.

Primary Examiner—Philip S. Hyder
Assistant Examiner—Adir Aronovich
Attorney, Agent, or Firm—Suiter & Associates PC

[57] CLAIM

The ornamental design for a tool handle, as shown and described.

DESCRIPTION

FIG. 1 is a rear and right side pictorial view of the tool handle;
FIG. 2 is a left elevation view of the tool handle;
FIG. 3 is a top plan view of the tool handle;
FIG. 4 is a bottom plan view of the tool handle;
FIG. 5 is a front elevation view of the tool handle; and,
FIG. 6 is a rear elevation view of the tool handle.
The broken line depiction of a tool in FIGS. 1, 2, 5 and 6 is for illustration purposes only and forms no part of the claimed design.

1 Claim, 2 Drawing Sheets

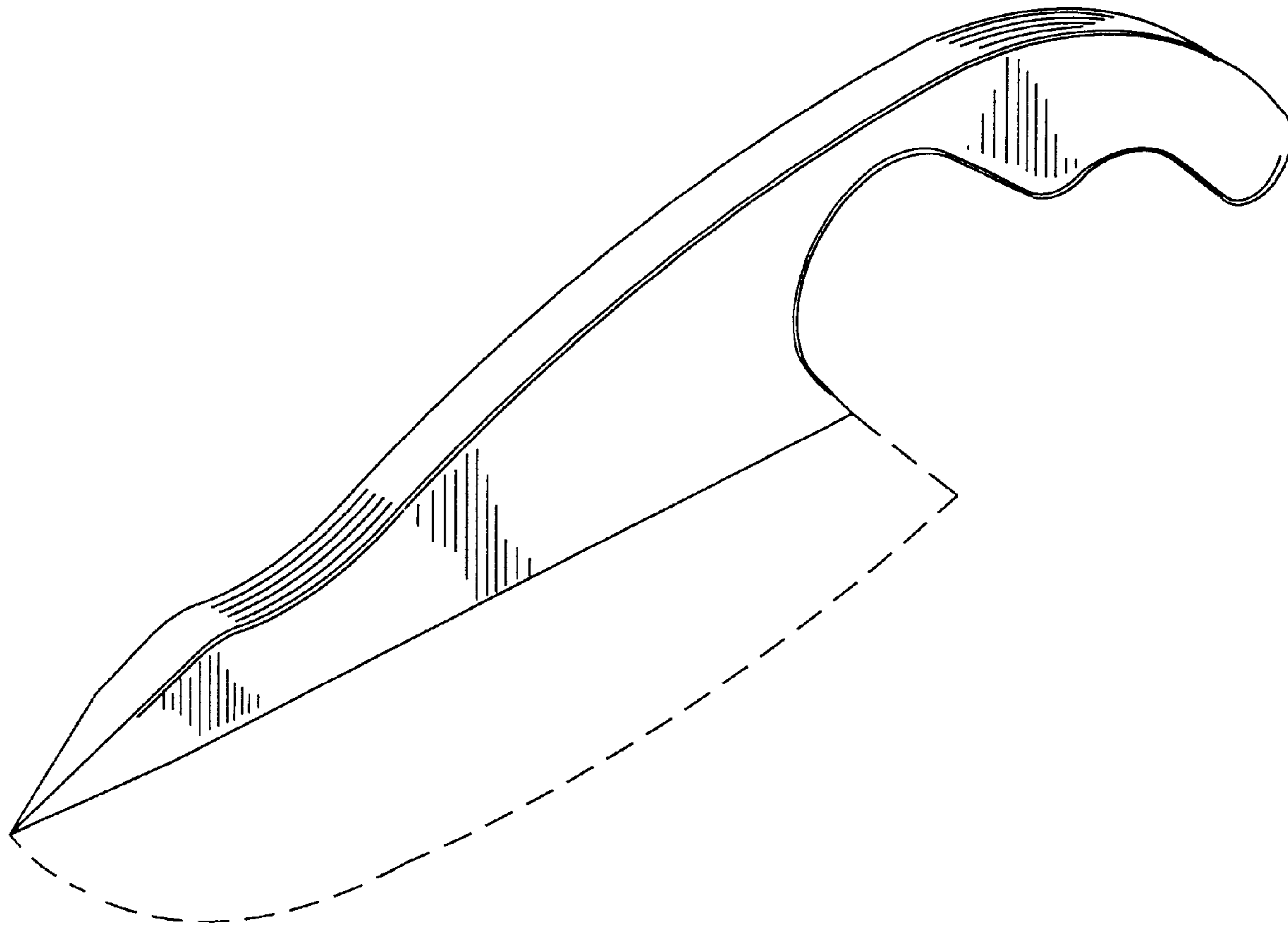
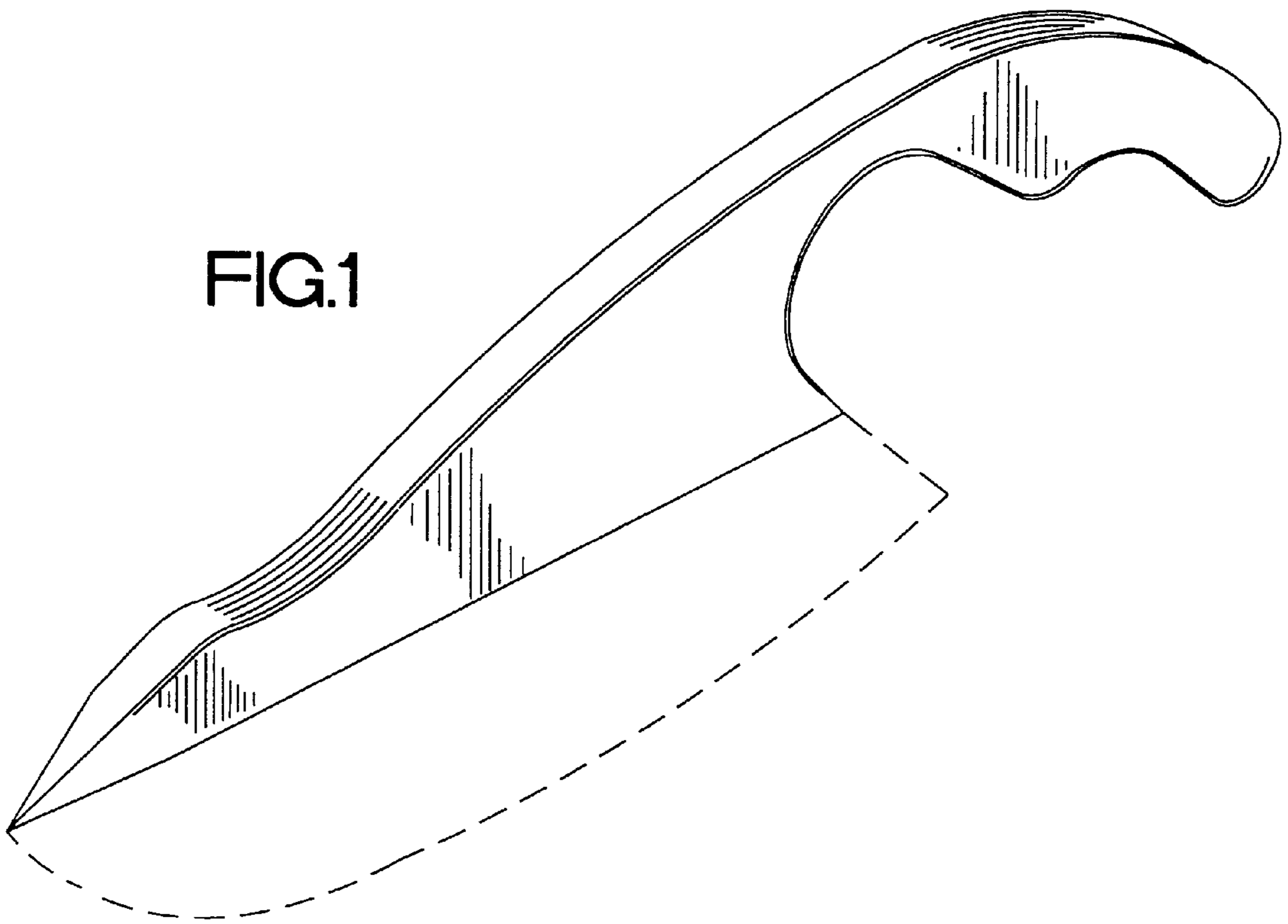


FIG.1



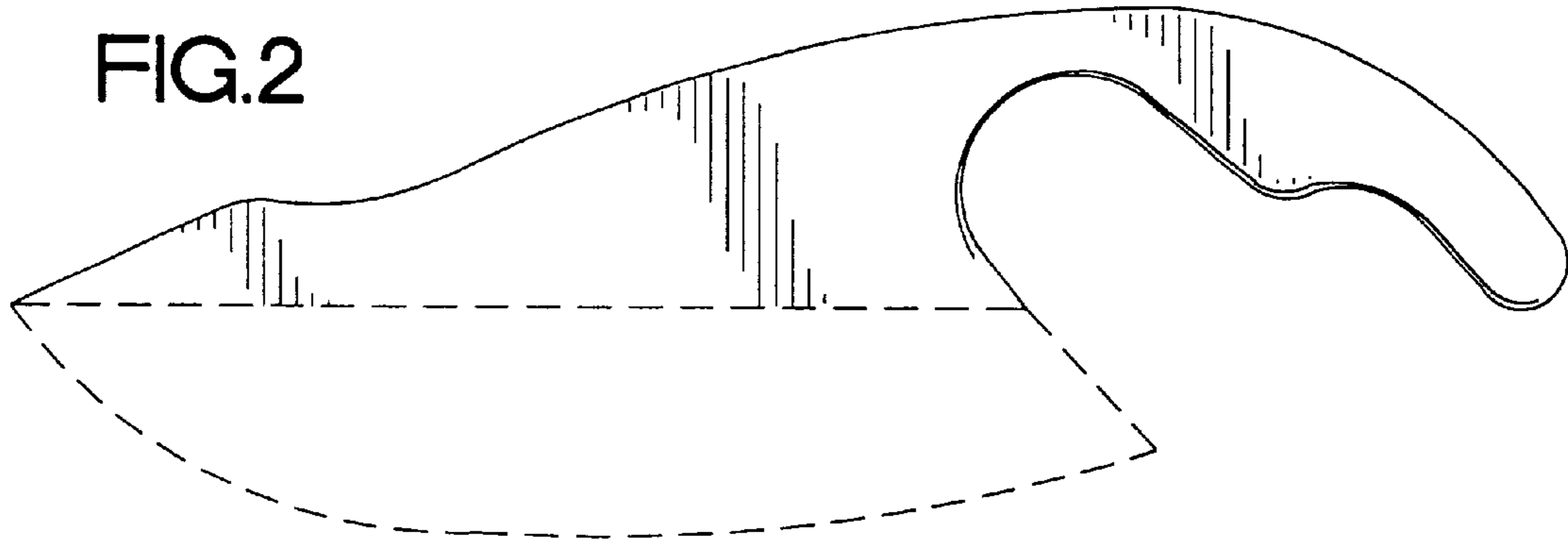


FIG.3

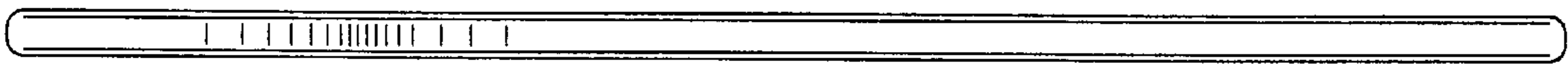


FIG.4




FIG.5



FIG.6

