



US00D412097S

# United States Patent [19] Schaeffer

[11] **Patent Number: Des. 412,097**

[45] **Date of Patent: \*\* Jul. 20, 1999**

[54] **UTILITY KNIFE**  
[76] Inventor: **T. Douglass Schaeffer**, 185  
Schoolhouse Rd., Christiana, Pa. 17509

[\*\*] Term: **14 Years**

[21] Appl. No.: **29/090,156**

[22] Filed: **Jul. 1, 1998**

### Related U.S. Application Data

[63] Continuation-in-part of application No. 29/066,205, Feb. 3, 1997, Pat. No. Des. 395,589.

[51] **LOC (6) Cl.** ..... **08-03**

[52] **U.S. Cl.** ..... **D8/98**

[58] **Field of Search** ..... D8/99, 98, 107;  
30/330, 337, 338, 339, 333, 517

### [56] References Cited

#### U.S. PATENT DOCUMENTS

D. 290,333 6/1987 Pashley ..... D8/107  
3,324,548 6/1967 Mascia ..... 30/329

3,845,554	11/1974	Joanis et al. ....	30/330
4,604,805	8/1986	Krieger .....	30/330
4,936,014	6/1990	Shaanan et al. ....	30/329
5,027,516	7/1991	Howerton .....	30/329
5,168,630	12/1992	Weber .....	30/337
5,303,469	4/1994	Yin-Han .....	30/329

*Primary Examiner*—Philip S. Hyder  
*Attorney, Agent, or Firm*—Massinger Law Office

### [57] CLAIM

The ornamental design for a utility knife, as shown.

### DESCRIPTION

FIG. 1 is a perspective view of a utility knife showing my new design;  
FIG. 2 is a left side elevational view thereof;  
FIG. 3 is a right side elevational view thereof;  
FIG. 4 is a top plan view thereof;  
FIG. 5 is a bottom view thereof;  
FIG. 6 is a front view thereof; and,  
FIG. 7 is a rear view thereof.

**1 Claim, 4 Drawing Sheets**






FIG. 1



FIG. 2



FIG. 3




FIG. 4




FIG. 5

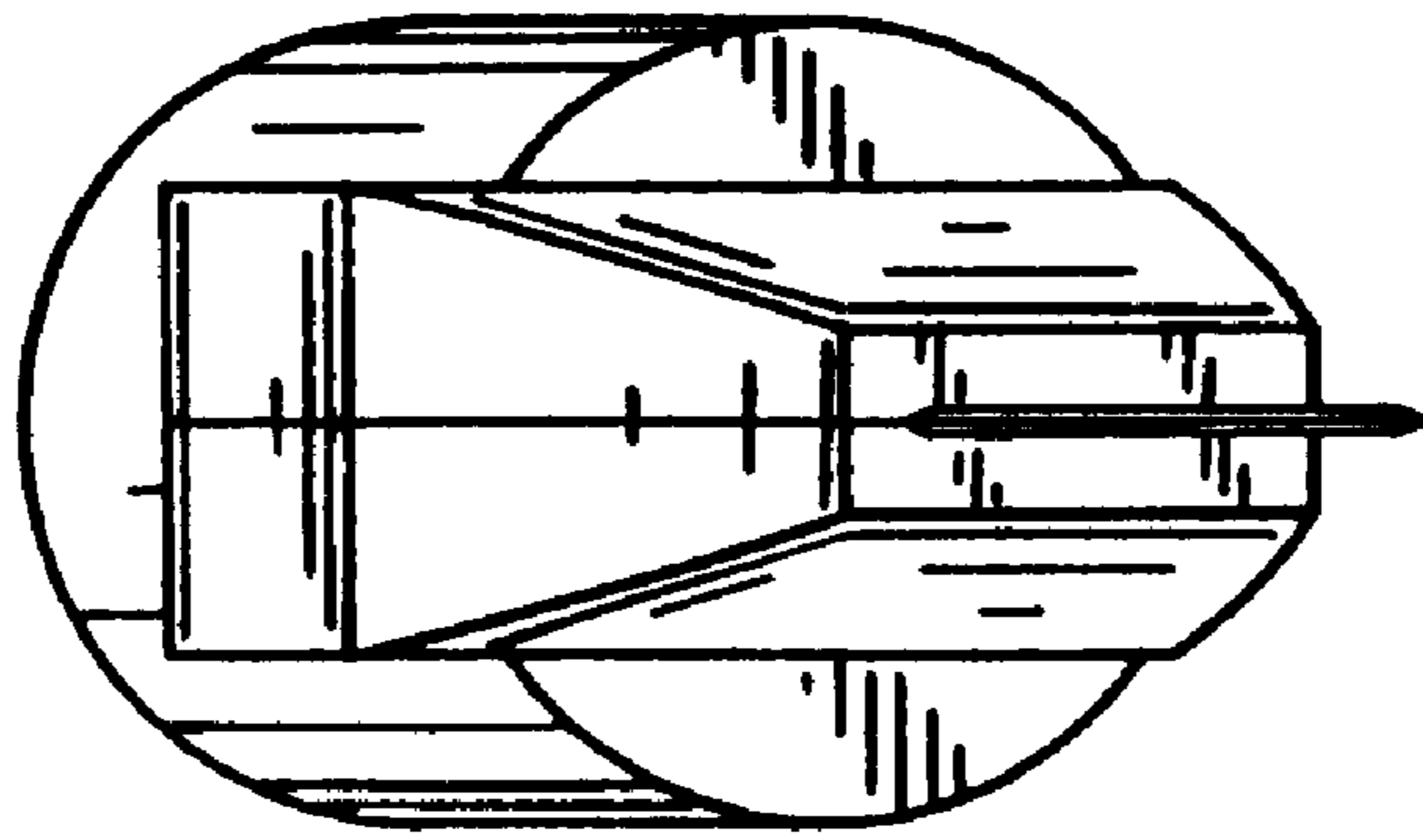


FIG. 6

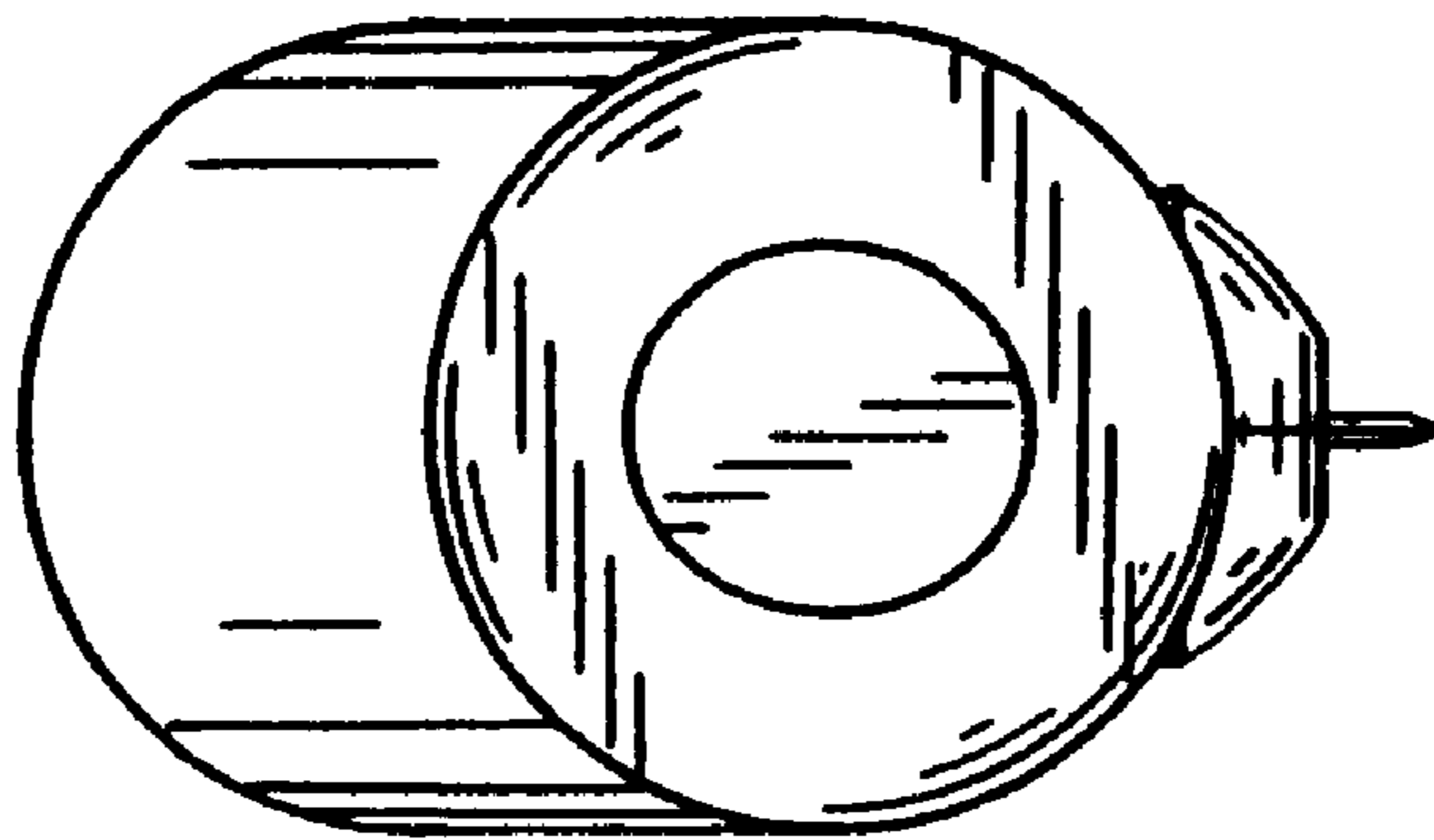


FIG. 7