



US00D412084S

United States Patent [19]
Lillelund et al.

[11] **Patent Number: Des. 412,084**
[45] **Date of Patent: ** Jul. 20, 1999**

[54] **HANDLE FOR MUG**

[75] Inventors: **Stig Lillelund**, Gentofte; **Jakob Heiberg**, Charlottenlund; **Hanne Dalsgaard Jeppesen**, Holte, all of Denmark

[73] Assignee: **Dart Industries Inc.**, Orlando, Fla.

[**] Term: **14 Years**

[21] Appl. No.: **29/081,469**

[22] Filed: **Jan. 2, 1998**

[51] **LOC (6) Cl.** **07-99**

[52] **U.S. Cl.** **D7/394; D7/393; D7/536**

[58] **Field of Search** **D7/536, 533, 534, D7/705, 394, 393, 395, 622; 206/217, 527; 215/386, 393, 398; D8/312**

[56] **References Cited**

U.S. PATENT DOCUMENTS

D. 94,000	12/1934	Sebring	D7/536
D. 117,372	10/1939	Kaiser	.	
D. 227,133	6/1973	Gulotta	D7/536
D. 227,134	6/1973	Gulotta	D44/9 A
D. 243,911	4/1977	Thorud	D7/536
D. 253,570	12/1979	Pomroy	D7/536
D. 257,524	11/1980	Heinrich	D7/9
D. 287,086	12/1986	Meier et al.	D7/9

D. 346,933	5/1994	Denny et al.	D7/536
D. 363,001	10/1995	Scholfield	D7/536
D. 368,831	4/1996	Feltman et al.	D7/536
D. 378,335	3/1997	Liebling et al.	D7/536
D. 378,725	4/1997	Ventus	D7/510
D. 379,732	6/1997	Jeppesen et al.	D7/319
D. 379,739	6/1997	Song	D7/536
D. 380,344	7/1997	Laib	D7/536 X
4,765,465	8/1988	Yamada et al.	206/217

Primary Examiner—M. N. Pandozzi
Attorney, Agent, or Firm—John A. Doninger; Taylor J. Ross

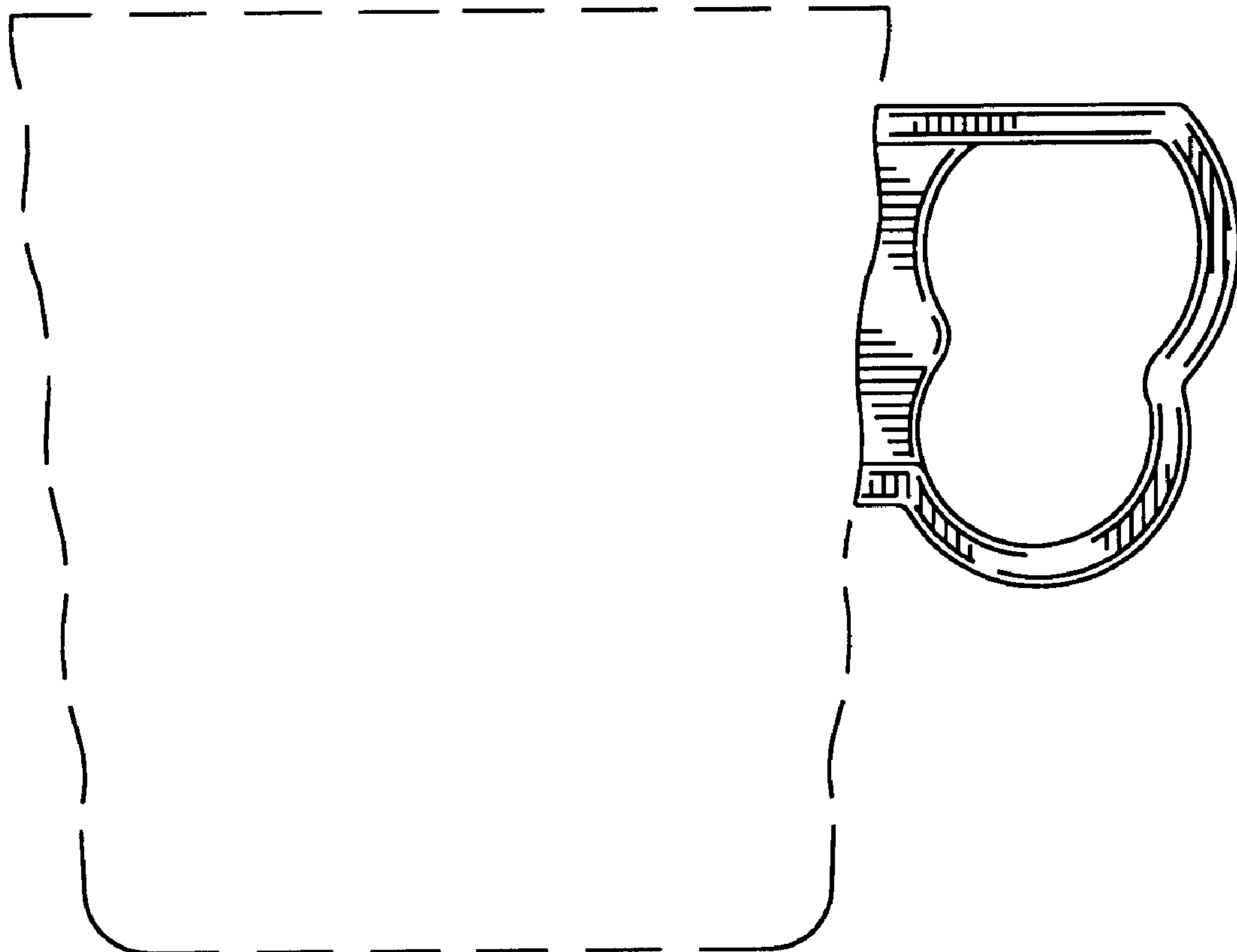
[57] **CLAIM**

The ornamental design for a handle for mug, a as shown and described.

DESCRIPTION

FIG. 1 is a top and side perspective view of a handle for mug showing my new design;
FIG. 2 is a top plan view thereof;
FIG. 3 is a bottom plan view thereof;
FIG. 4 is an inner end elevation view thereof;
FIG. 5 is an outer end elevation view thereof; and,
FIG. 6 is a side elevation view thereof, the opposite side being a mirror image.
The broken line showing of a mug in all figures is for illustrative purposes only and forms no part of the claimed design.

1 Claim, 2 Drawing Sheets



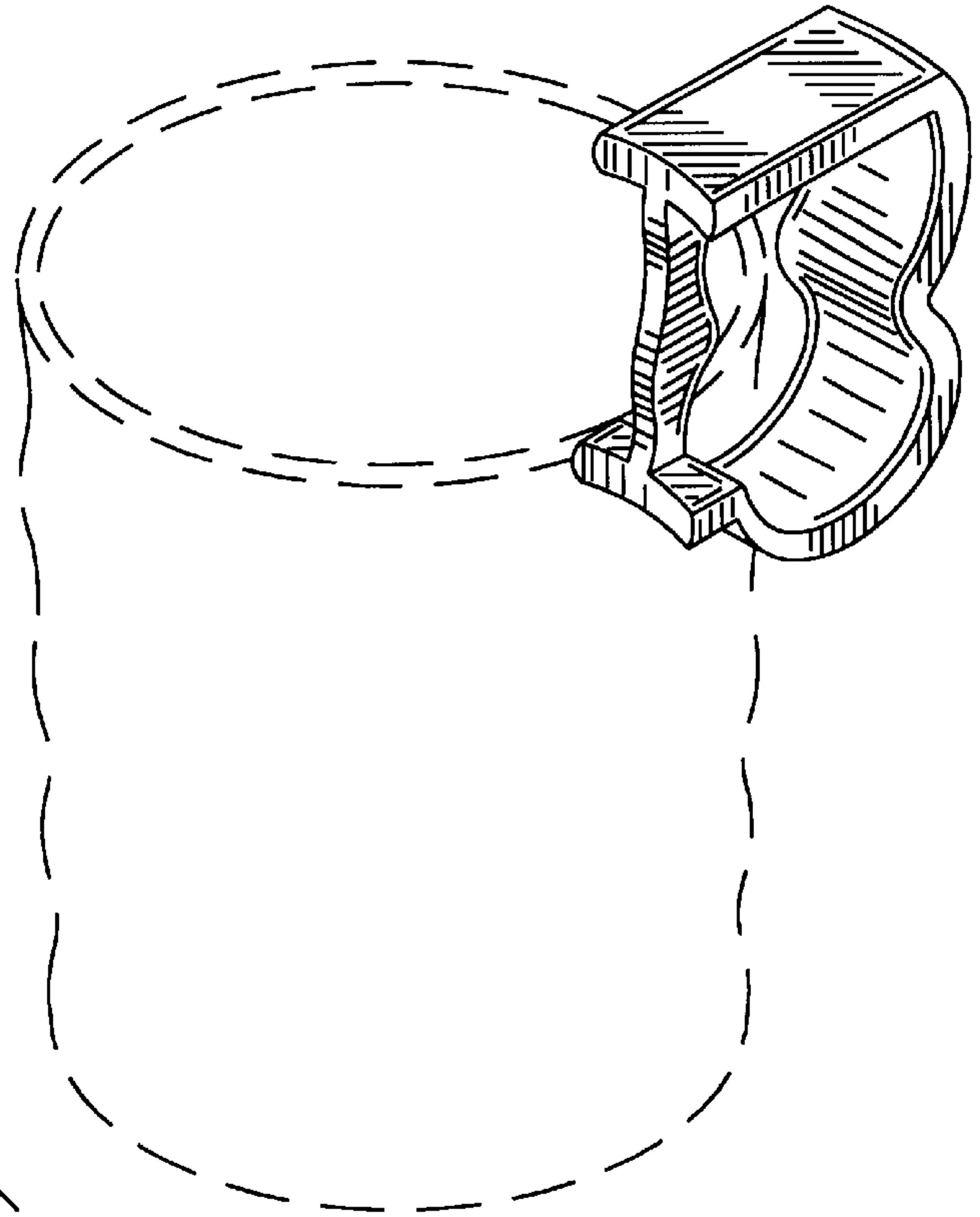


FIG. 1

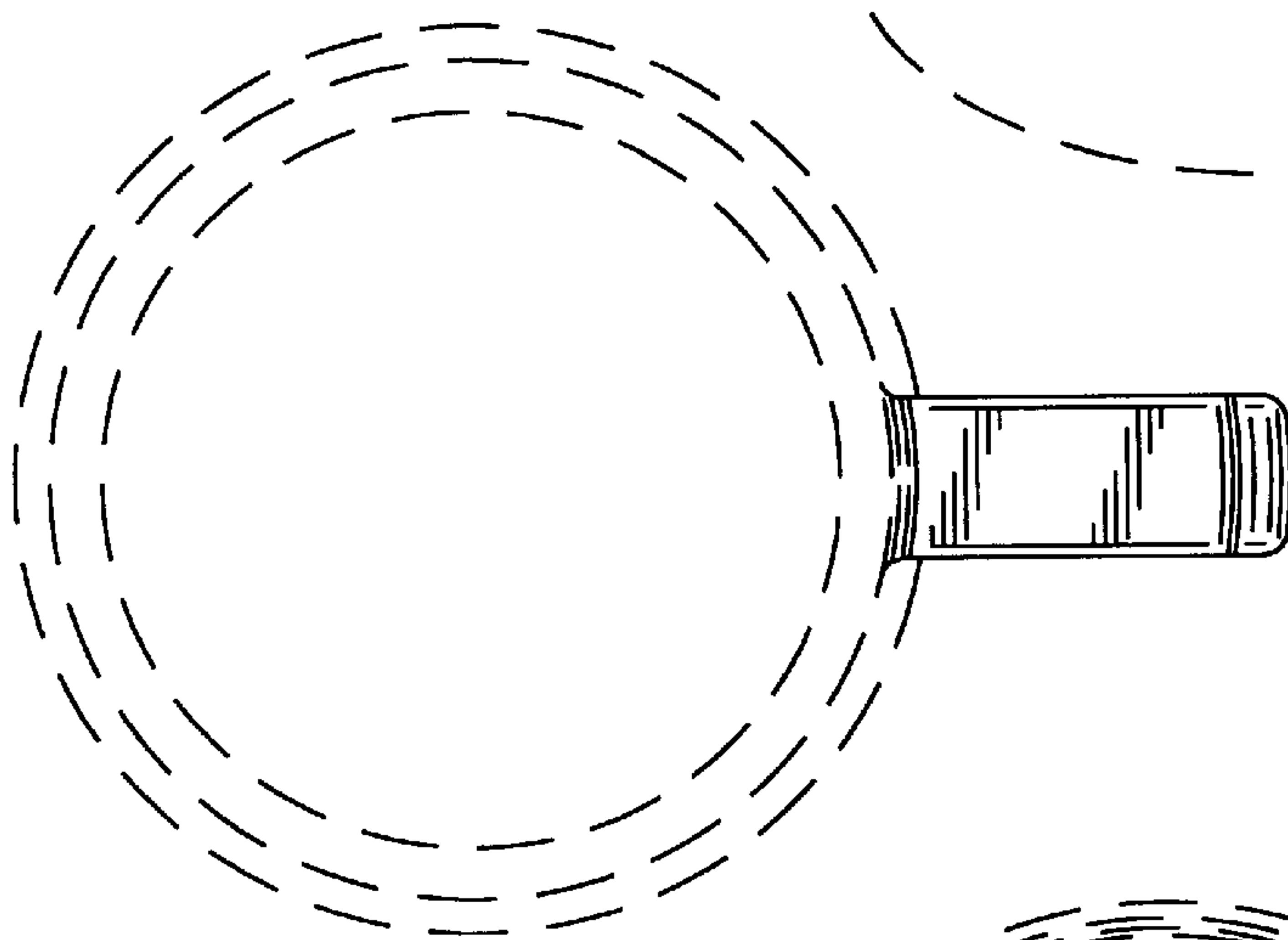


FIG. 2

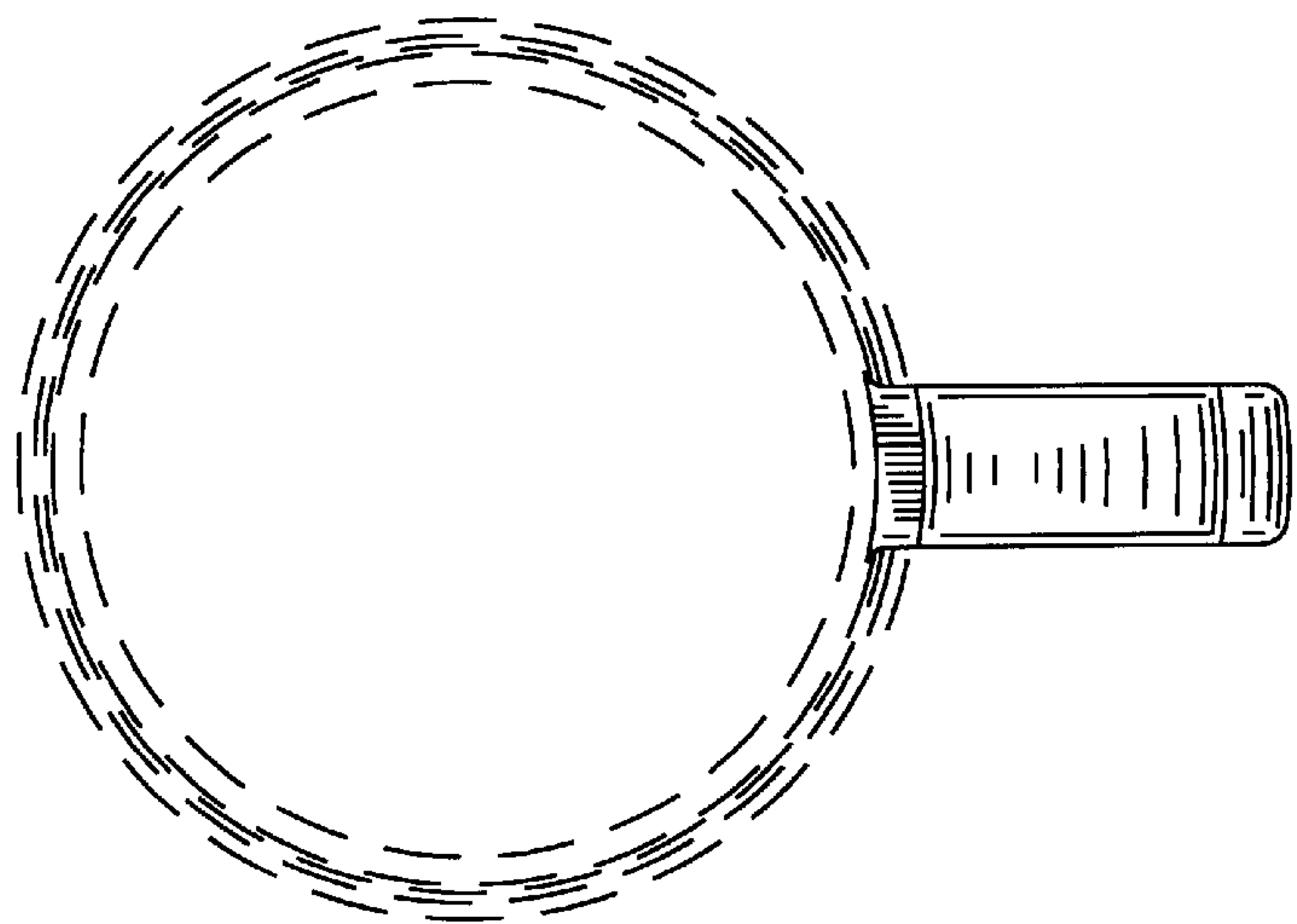


FIG. 3

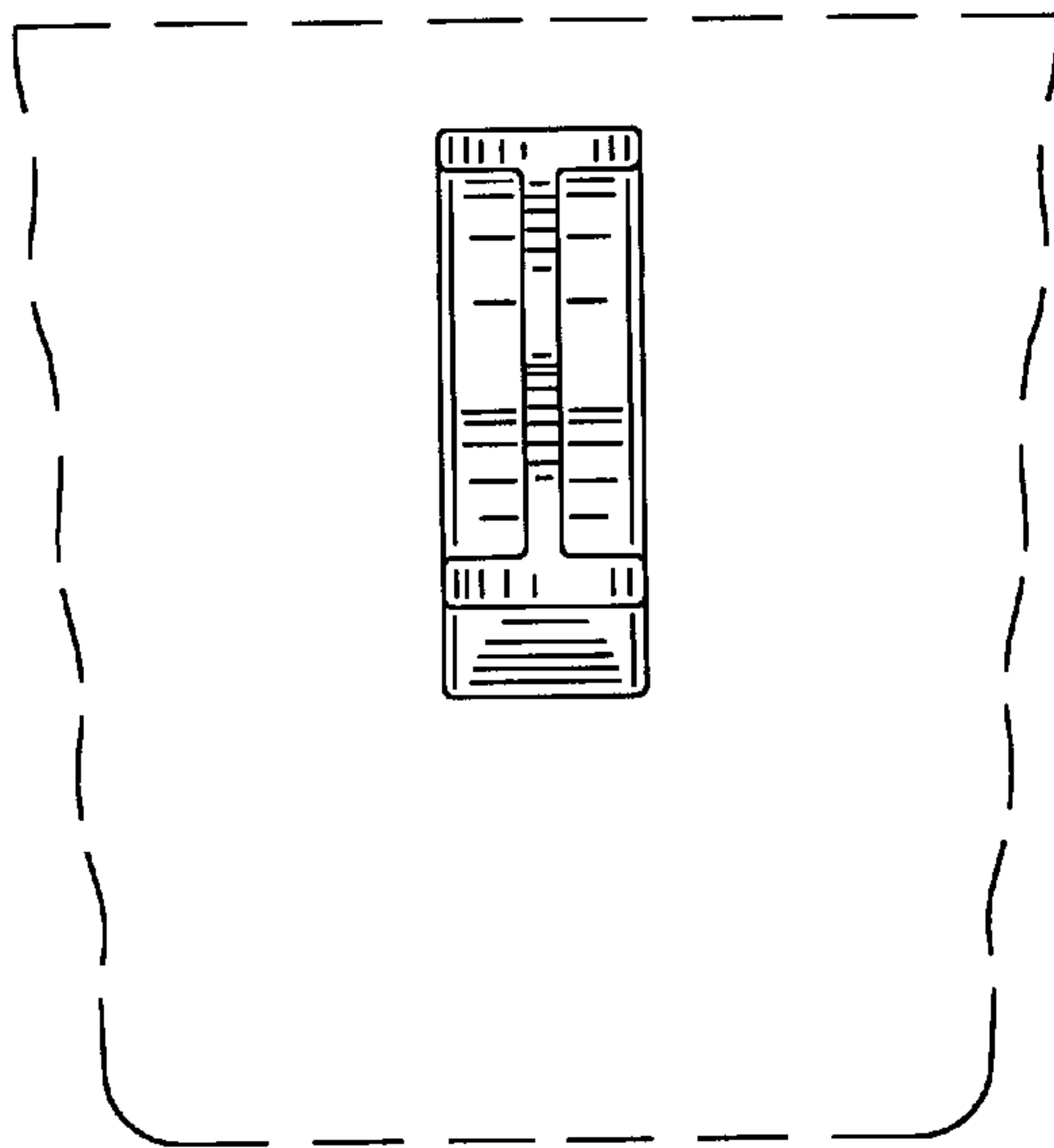


FIG. 4




FIG. 5

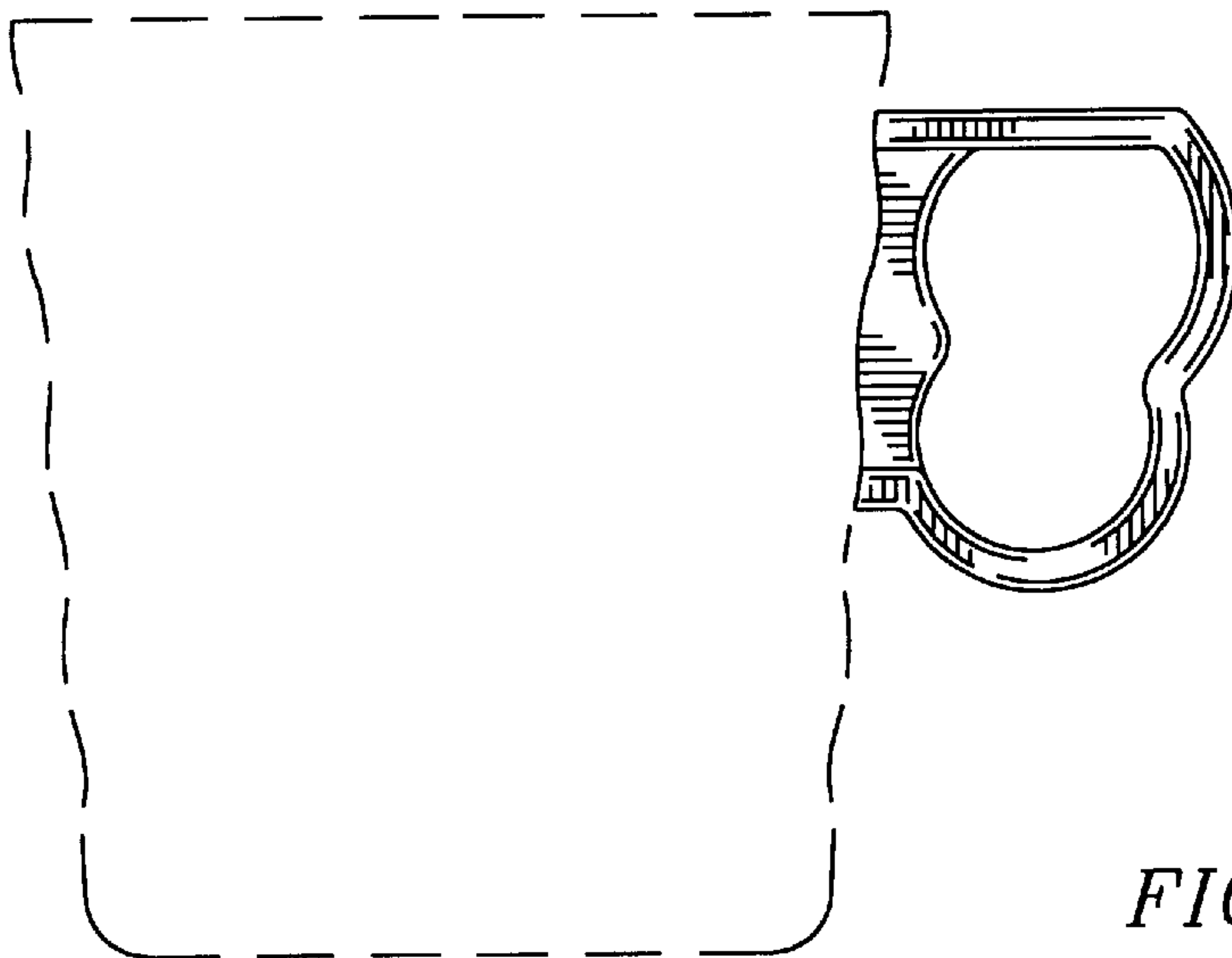


FIG. 6