



US00D412076S

United States Patent [19] Cain

[11] **Patent Number: Des. 412,076**

[45] **Date of Patent: ** Jul. 20, 1999**

[54] **TABLE EDGE AND UNDERTOP MOLDING**

[75] Inventor: **Charles C. Cain**, High Point, N.C.

[73] Assignee: **Thomasville Furniture Industries, Inc.**, Thomasville, N.C.

[**] Term: **14 Years**

[21] Appl. No.: **29/094,515**

[22] Filed: **Oct. 5, 1998**

Related U.S. Application Data

[51] **LOC (6) Cl.** **06-06**

[52] **U.S. Cl.** **D6/491; D6/451; D6/493**

[58] **Field of Search** **D6/480-489, 495, D6/497, 429, 491, 493, 451, 434; D25/137; 108/153.1, 156, 157.1, 161**

[56] References Cited

U.S. PATENT DOCUMENTS

D. 42,955	8/1912	Sedgwick	D6/486
D. 78,457	5/1929	Ekvall	D6/451
D. 82,021	9/1930	Ekvall	D6/489
D. 84,227	5/1931	Burlin	D6/489
D. 187,049	1/1960	Liss	D25/137

OTHER PUBLICATIONS

M. deLozoya and J. Claret, "Muebles de Estilo Espanol," 1962, p. 104.

Ernst Rettelbusch, "Handbook of Historic Ornament: From Ancient Times to Biedermeier," p. 109 (curved edge) and page (number not indicated) (curved edges), believed to be prior art.

Primary Examiner—Janice E. Seeger
Attorney, Agent, or Firm—Rhodes, Coats & Bennett, L.L.P.

[57] CLAIM

The ornamental design for a table edge and undertop molding, as shown and described.

DESCRIPTION

FIG. 1 is a partial perspective view of a corner of a table edge and undertop molding showing my new design;

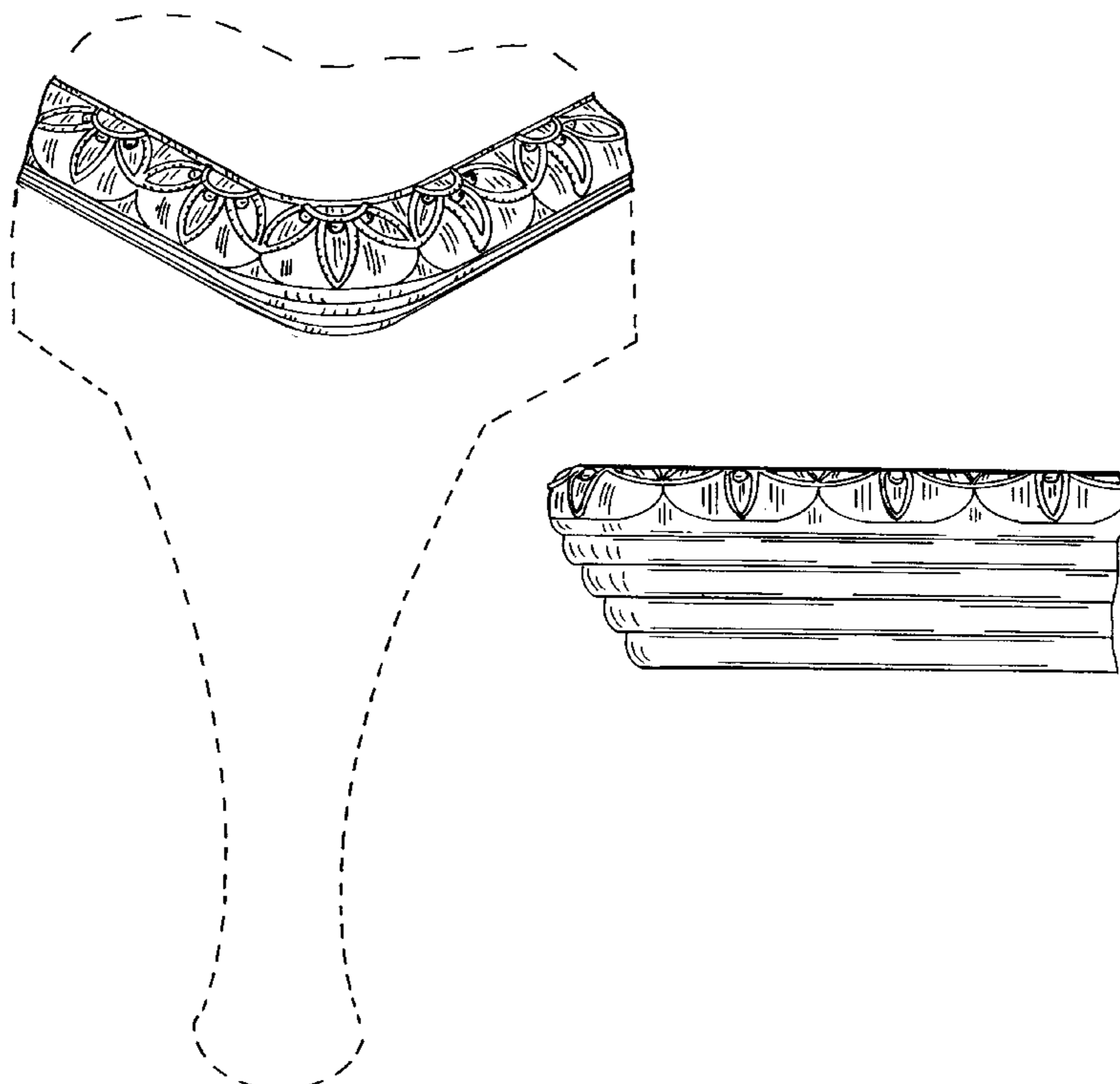
FIG. 2 is a side view, the opposite side being a mirror image thereof;


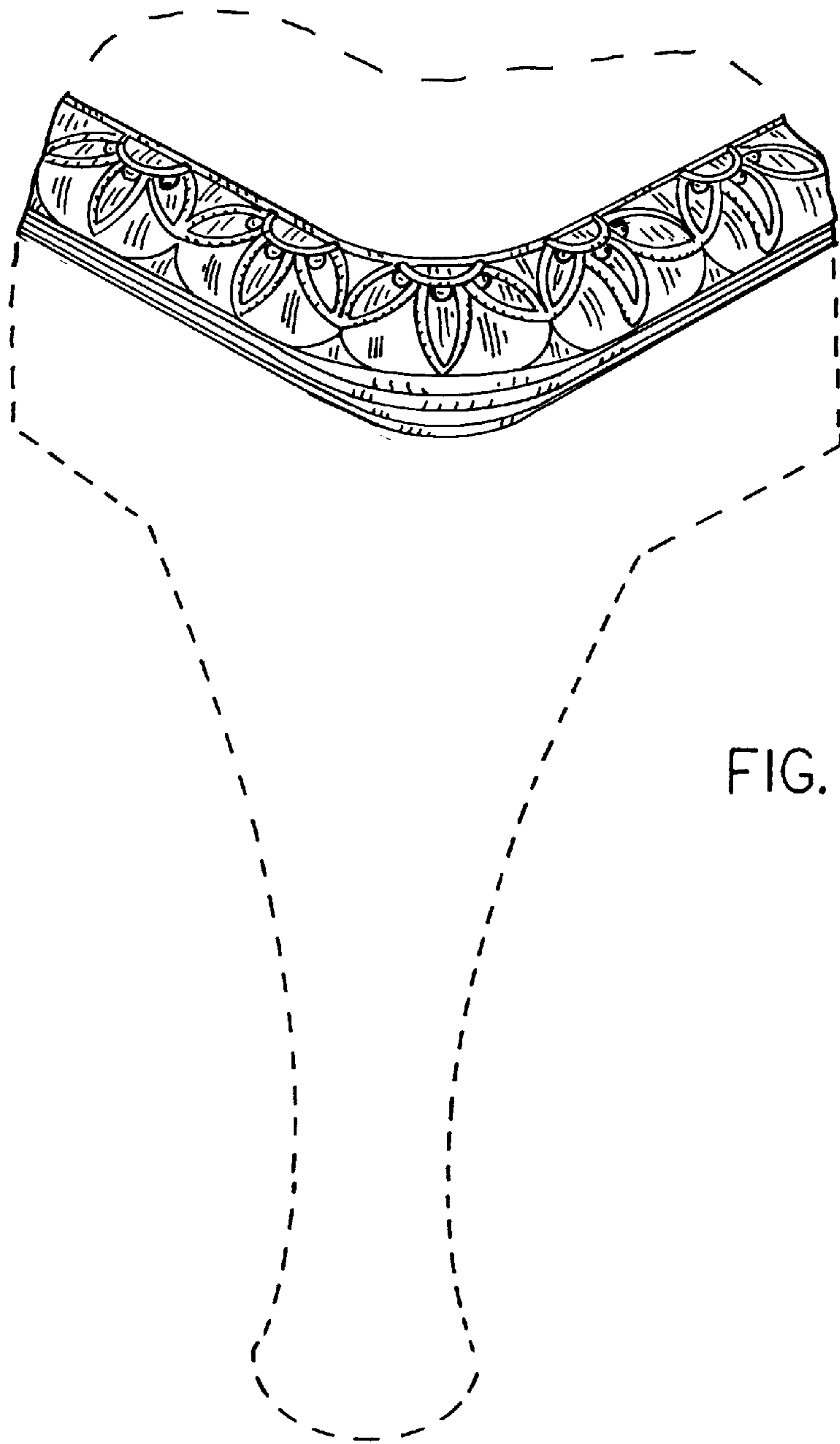
FIG. 3 is a top view of a straight segment thereof; and,

FIG. 4 is a perspective view thereof, shown in a representative embodiment.

The bottom view of the design is not shown and forms no part of the claimed design. The dashed lines represent environmental elements only and form no part of the claimed design. The designs shown in FIGS. 1, 2, 3, and 4 are of indeterminate length.

1 Claim, 2 Drawing Sheets








FIG. 3

FIG. 4

