



US00D412055S

United States Patent [19] Fogg

[11] **Patent Number: Des. 412,055**

[45] **Date of Patent: ** Jul. 20, 1999**

[54] **SIDE ELEMENT OF A SHOE UPPER**

[75] Inventor: **Peter M. Fogg**, Lake Oswego, Oreg.

[73] Assignee: **Nike, Inc.**, Beaverton, Oreg.

[**] Term: **14 Years**

[21] Appl. No.: **29/100,317**

[22] Filed: **Feb. 9, 1999**

[51] **LOC (6) Cl.** **02-99**

[52] **U.S. Cl.** **D2/972**

[58] **Field of Search** D2/896, 902, 907,
D2/910, 969, 972, 973; 36/83, 113, 126-131,
45, 50.1

[56] **References Cited**

U.S. PATENT DOCUMENTS

- D. 297,884 10/1988 Brown et al. .
- D. 389,637 1/1998 Blakeslee .
- D. 391,064 2/1998 Backus .
- D. 392,454 3/1998 Cooper .
- D. 393,359 4/1998 Doxey .
- D. 395,352 6/1998 Mervar .
- D. 395,745 7/1998 Rask .
- D. 395,943 7/1998 Hewett et al. D2/969
- D. 397,245 8/1998 Mervar D2/972

OTHER PUBLICATIONS

- “Nike Footwear Catalog,” Spring 1990, published Jun. 1, 1989 (pp. 12, 13), Beaverton, Oregon.
- “Nike Footwear Catalog,” Fall 1990, published Dec. 1, 1989 (pp. 4, 5), Beaverton, Oregon.
- “Nike Footwear Catalog,” Fall 1991, published Dec. 1, 1990 (pp. 16, 17), Beaverton, Oregon.
- “Nike Footwear Catalog,” Fall 1992, published Dec. 1, 1991 (pp. 11, 13), Beaverton, Oregon.
- “Nike Footwear Catalog,” Spring 1993, published Jun. 1, 1992 (p. 13), Beaverton, Oregon.

- “Nike Footwear Catalog,” Spring 1994, published Jun. 1, 1993 (p. 9), Beaverton, Oregon.
- “Nike Footwear Catalog,” Fall 1996, published Dec. 1, 1995 (pp. 8, 9), Beaverton, Oregon.
- “Nike Footwear Catalog,” Late Spring 1997, published Sep. 1, 1996 (pp. 11), Beaverton, Oregon.
- “Nike Footwear Catalog” Fall 1997, published Dec. 1, 1996 (pp. 9, 19), Beaverton, Oregon.
- “Nike Footwear Catalog” Spring 1998, published Jun. 1, 1997 (p. 12), Beaverton, Oregon.
- “Nike Footwear Catalog” Fall 1998, published Nov. 1, 1997 (pp. M7, W6, W17), Beaverton, Oregon.
- “Nike Footwear Catalog” Holiday 1998, published Feb. 1, 1998 (pp. M13, M26, M39), Beaverton, Oregon.
- “Nike Footwear Catalog” Spring 1999, published Jun. 1, 1998 (pp. M16, M46, M52), Beaverton, Oregon.

Primary Examiner—Dominic Simone
Attorney, Agent, or Firm—Trask Britt & Rossa

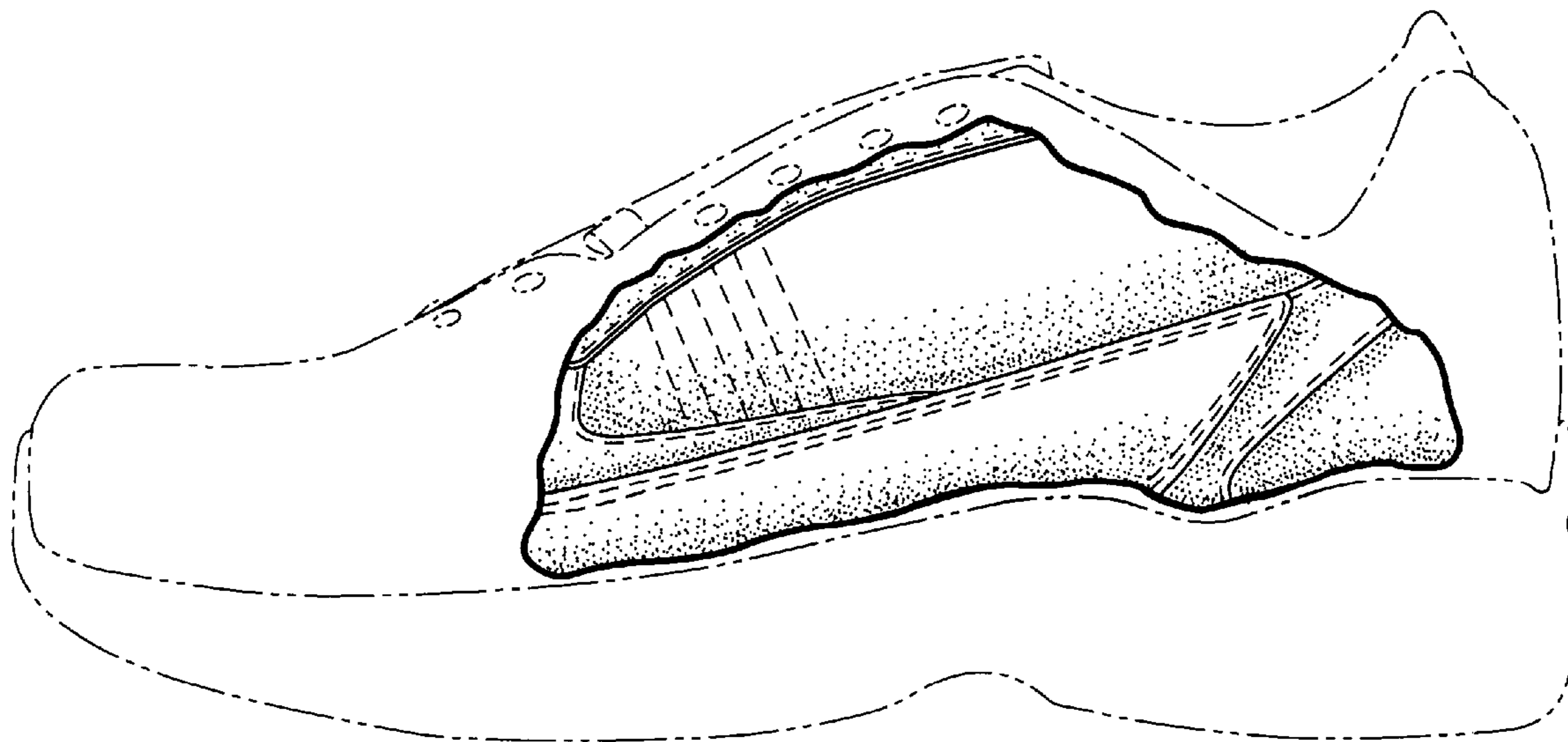
[57] **CLAIM**

The ornamental design for a side element of a shoe upper, as shown and described.

DESCRIPTION

FIG. 1 is a perspective view of the side element of a shoe upper showing my new design;
 FIG. 2 is a side elevational view of the side element of a shoe upper shown in FIG. 1;
 FIG. 3 is a front elevational view of the side element of a shoe upper shown in FIG. 1;
 FIG. 4 is a rear elevational view of the side element of a shoe upper shown in FIG. 1; and,
 FIG. 5 is a top view of the side element of a shoe upper shown in FIG. 1.
 The phantom line showing a portion of a shoe in FIGS. 1-5 is for illustrative purposes only and forms no part of the claimed design.

1 Claim, 2 Drawing Sheets



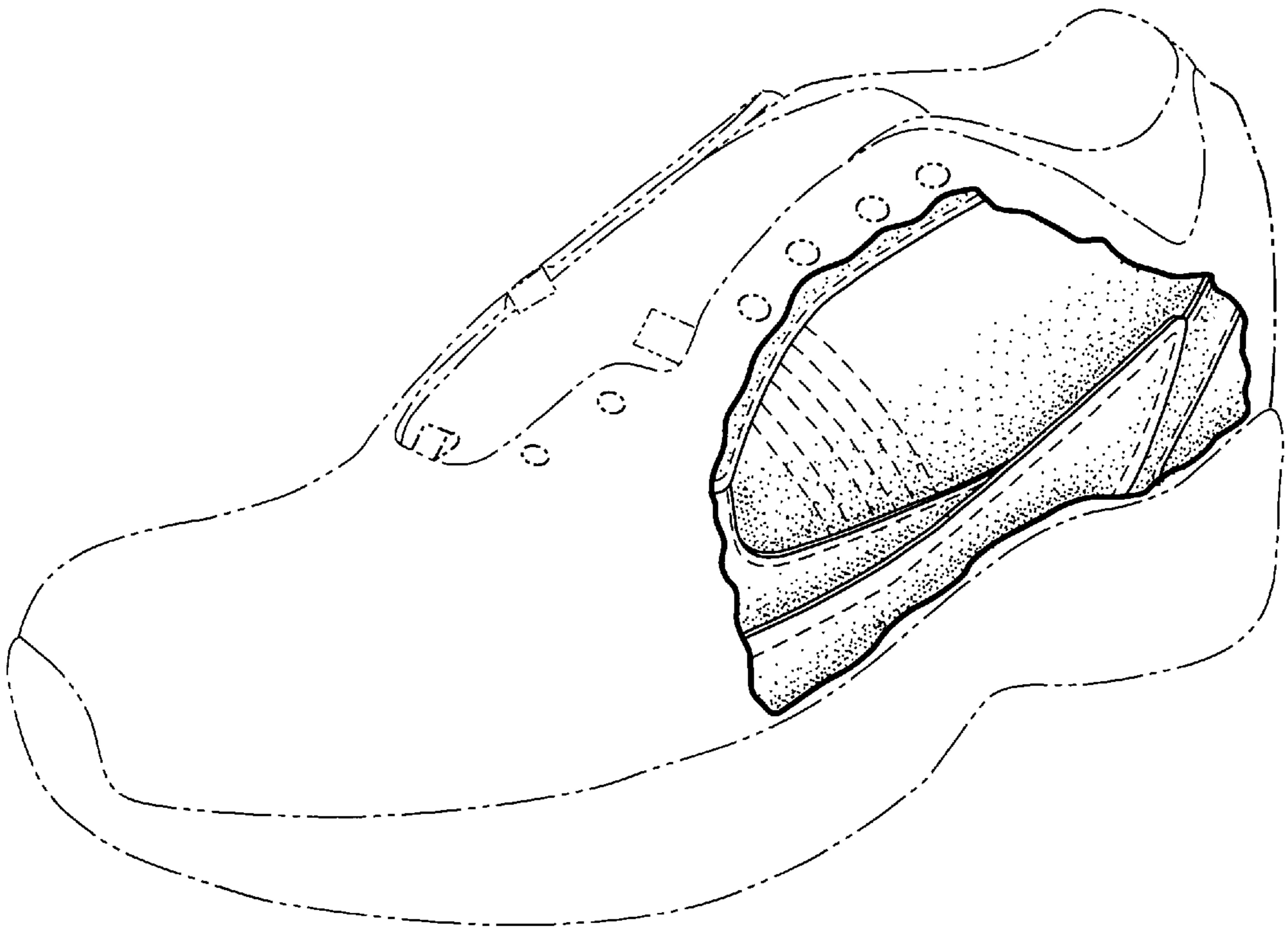


Fig. 1

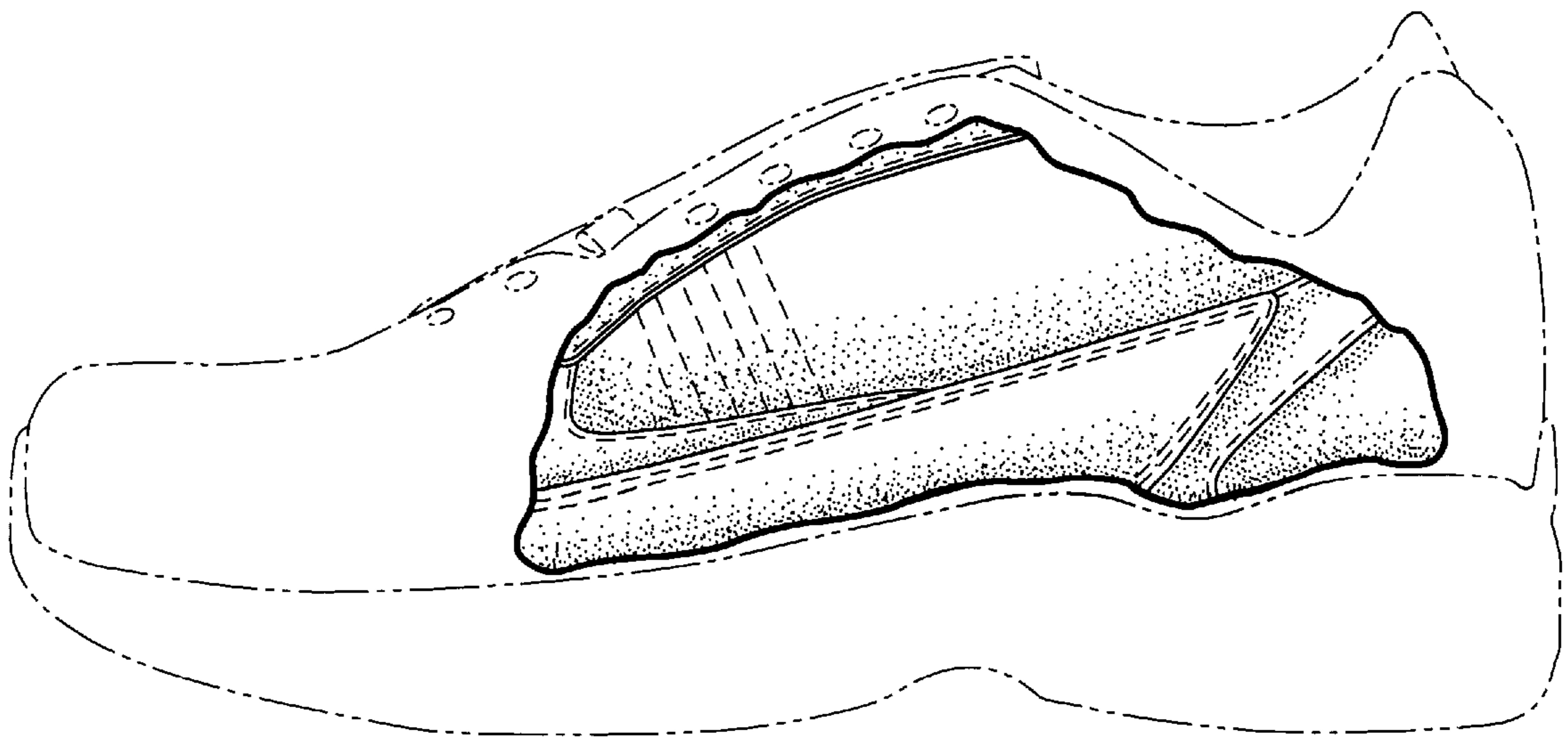


Fig. 2

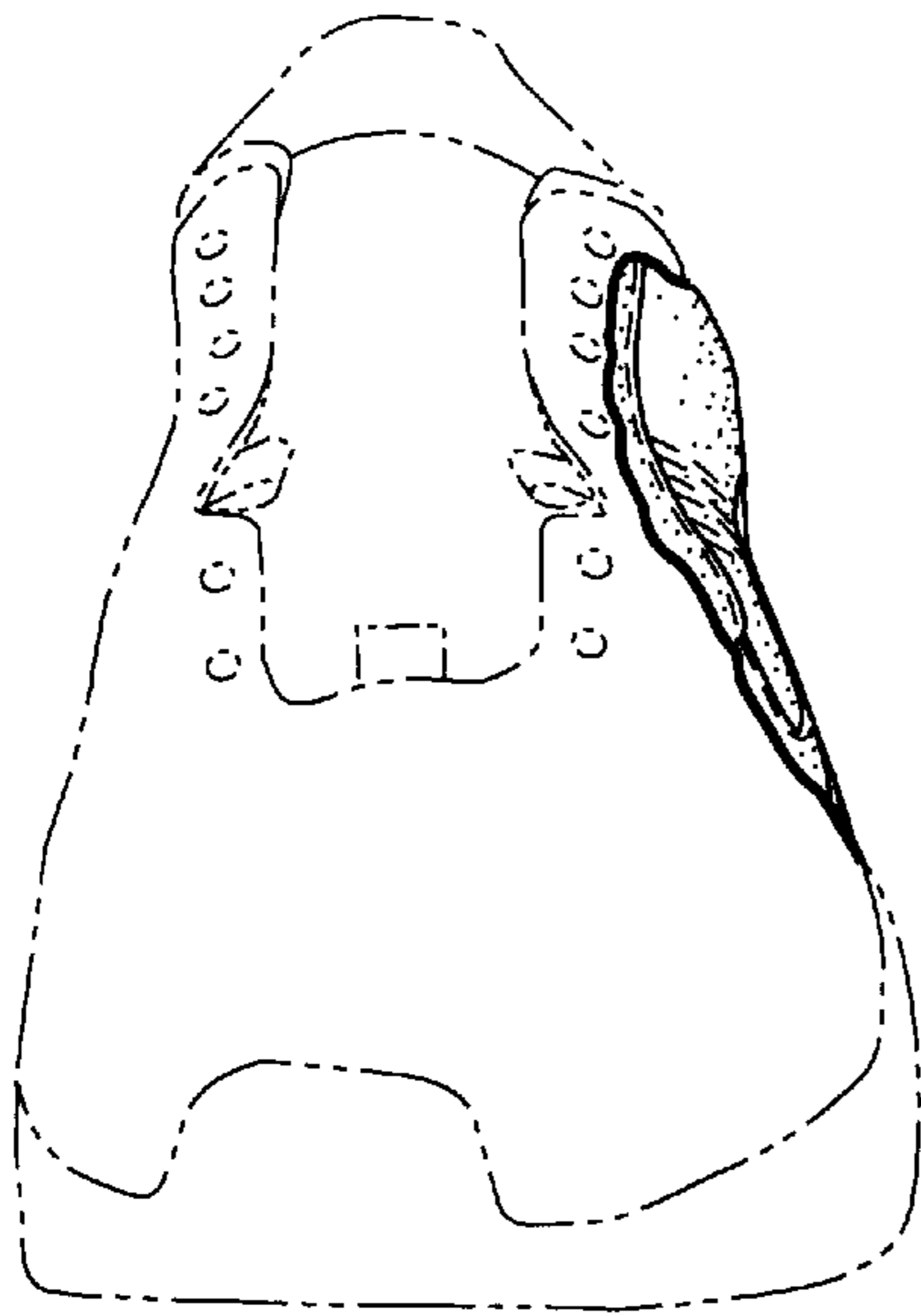


Fig. 3

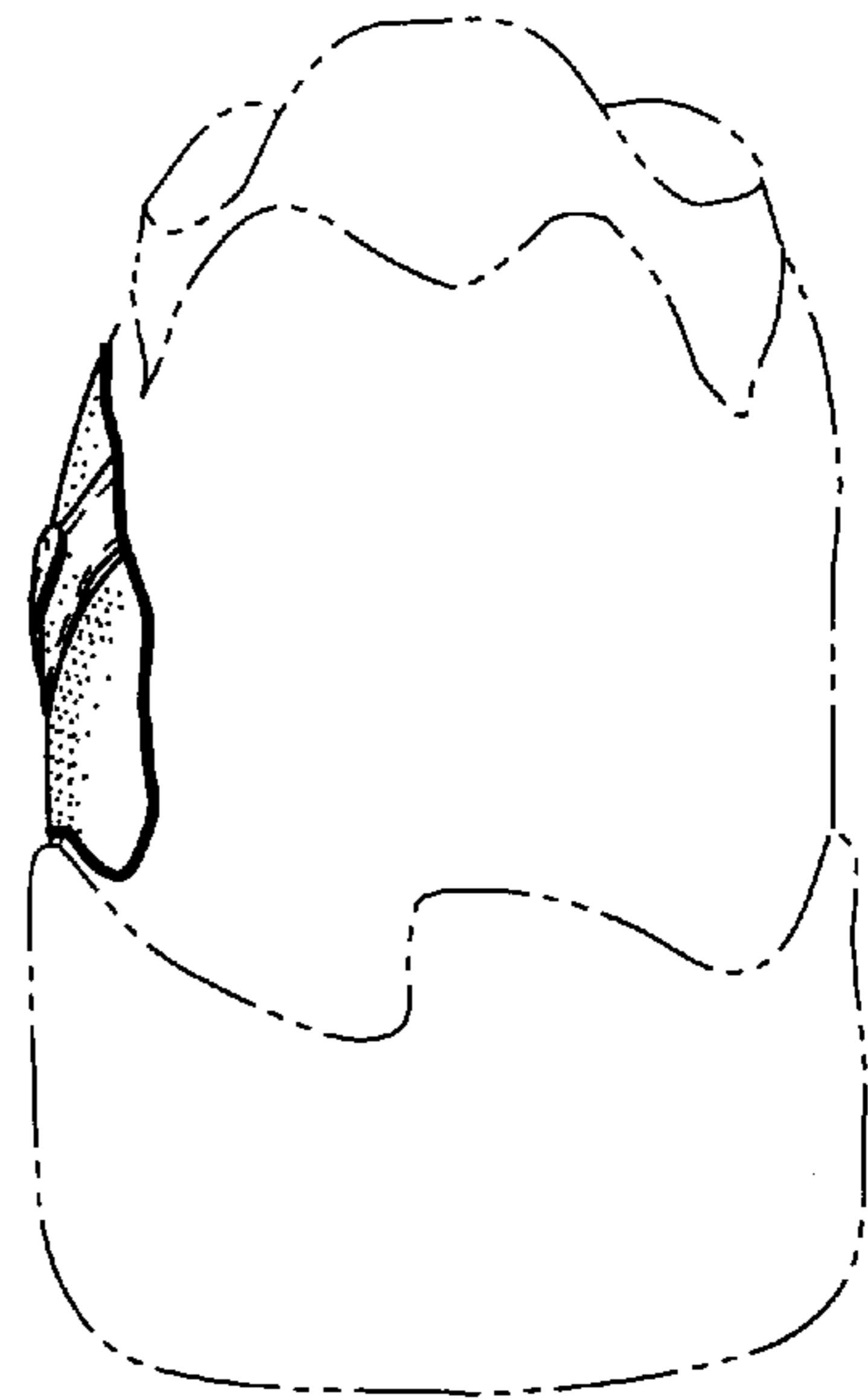


Fig. 4

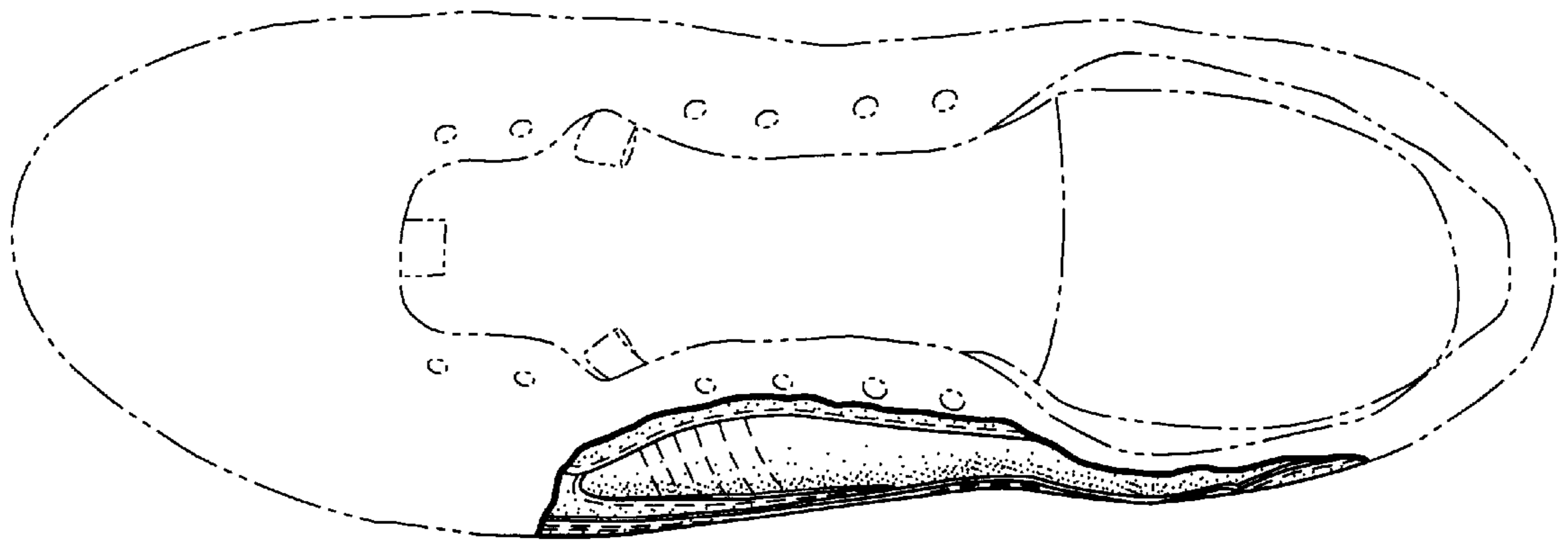


Fig. 5