



US00D412048S

# United States Patent [19] Schiazza

[11] **Patent Number: Des. 412,048**  
[45] **Date of Patent: \*\* Jul. 20, 1999**

[54] **TWO FINGERED GLOVE**  
[76] Inventor: **Anthony Schiazza**, 2901 E. Thompson St., Philadelphia, Pa. 19134  
[\*\*] Term: **14 Years**

3,224,012 12/1965 Hamm .  
3,770,270 11/1973 Ingold ..... 473/61  
4,524,464 6/1985 Primiano et al. .  
4,573,220 3/1986 Baker .  
4,882,787 11/1989 Hull et al. .  
4,894,866 1/1990 Walker ..... 2/161.6

[21] Appl. No.: **29/022,022**  
[22] Filed: **Apr. 28, 1994**

### OTHER PUBLICATIONS

Brochure distributed by American Inventors Corporation approximately during Jul. 1993.

### Related U.S. Application Data

*Primary Examiner*—Paula A. Mortimer

[63] Continuation of application No. 29/007,806, May 3, 1993, abandoned.  
[51] **LOC (6) Cl.** ..... **02-06**  
[52] **U.S. Cl.** ..... **D2/610**  
[58] **Field of Search** ..... D29/100, 113; D2/610, 616, 617, 618; 2/159, 160, 161.1, 161.6, 163, 16; 473/61

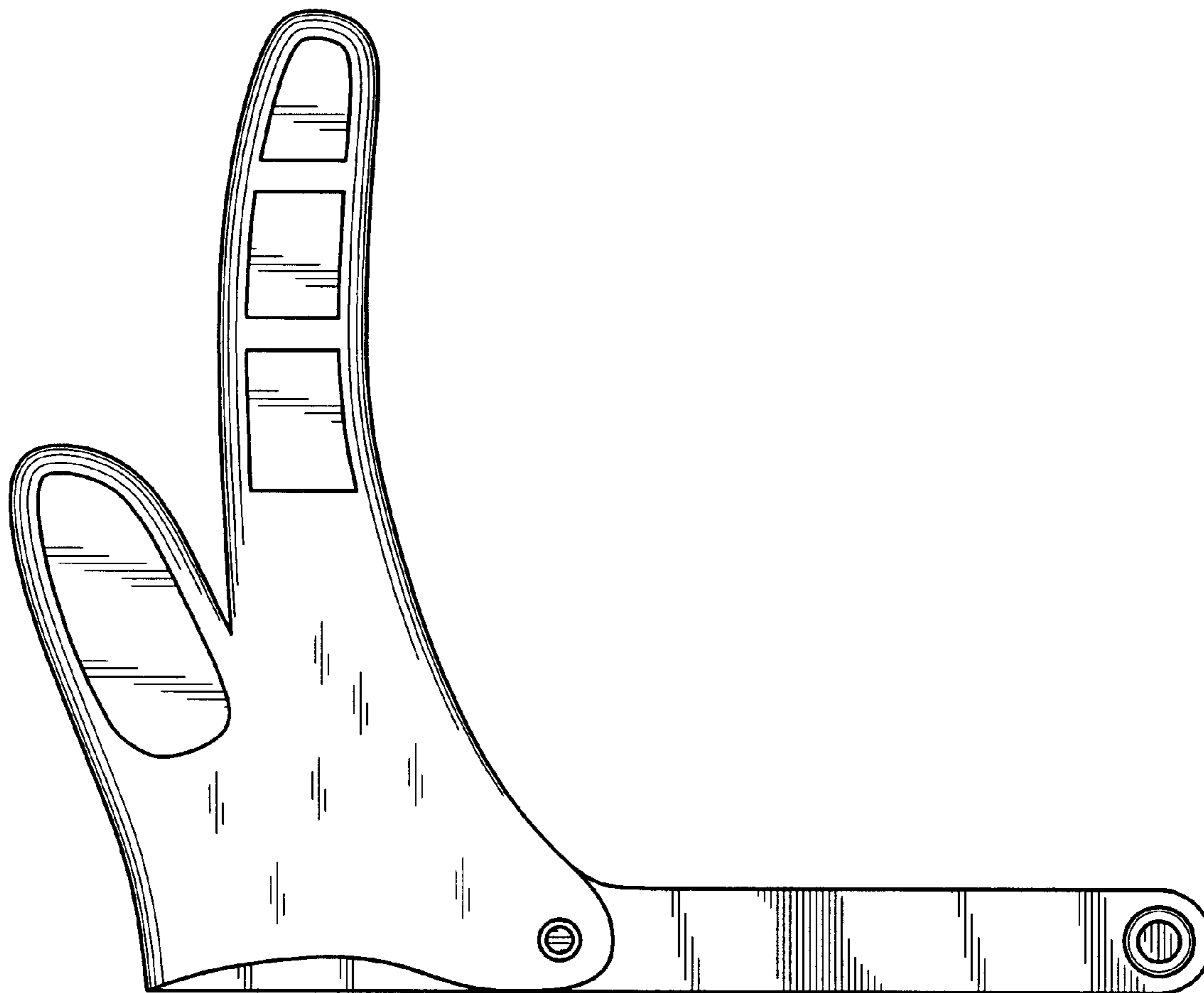
[57] **CLAIM**  
The ornamental design for a two fingered glove, as shown and described.

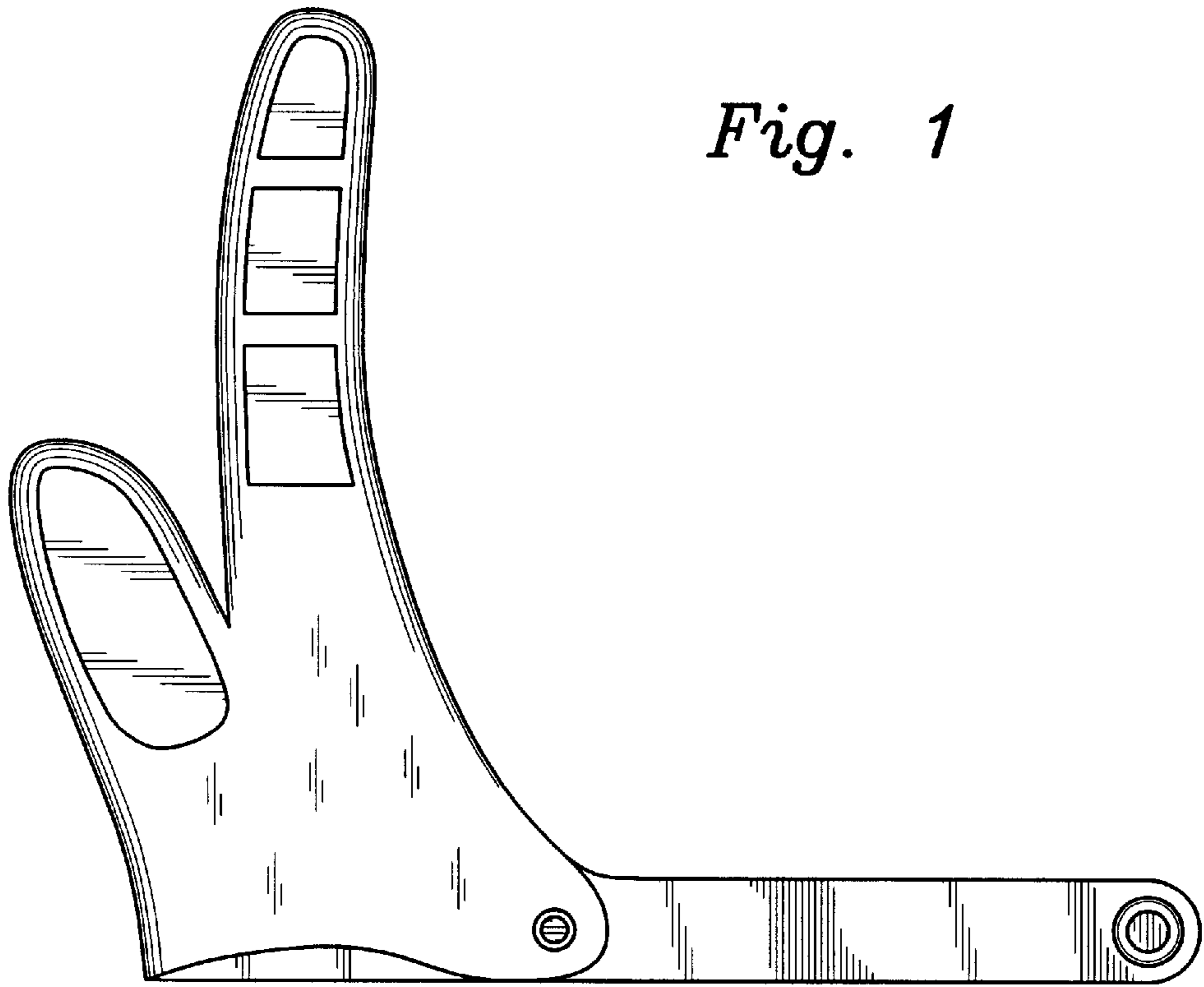
### DESCRIPTION

[56] **References Cited**  
**U.S. PATENT DOCUMENTS**  
D. 235,703 7/1975 Birnie .  
D. 351,930 10/1994 Snider et al. .... D29/113  
2,949,610 8/1960 Lutsky ..... 2/16

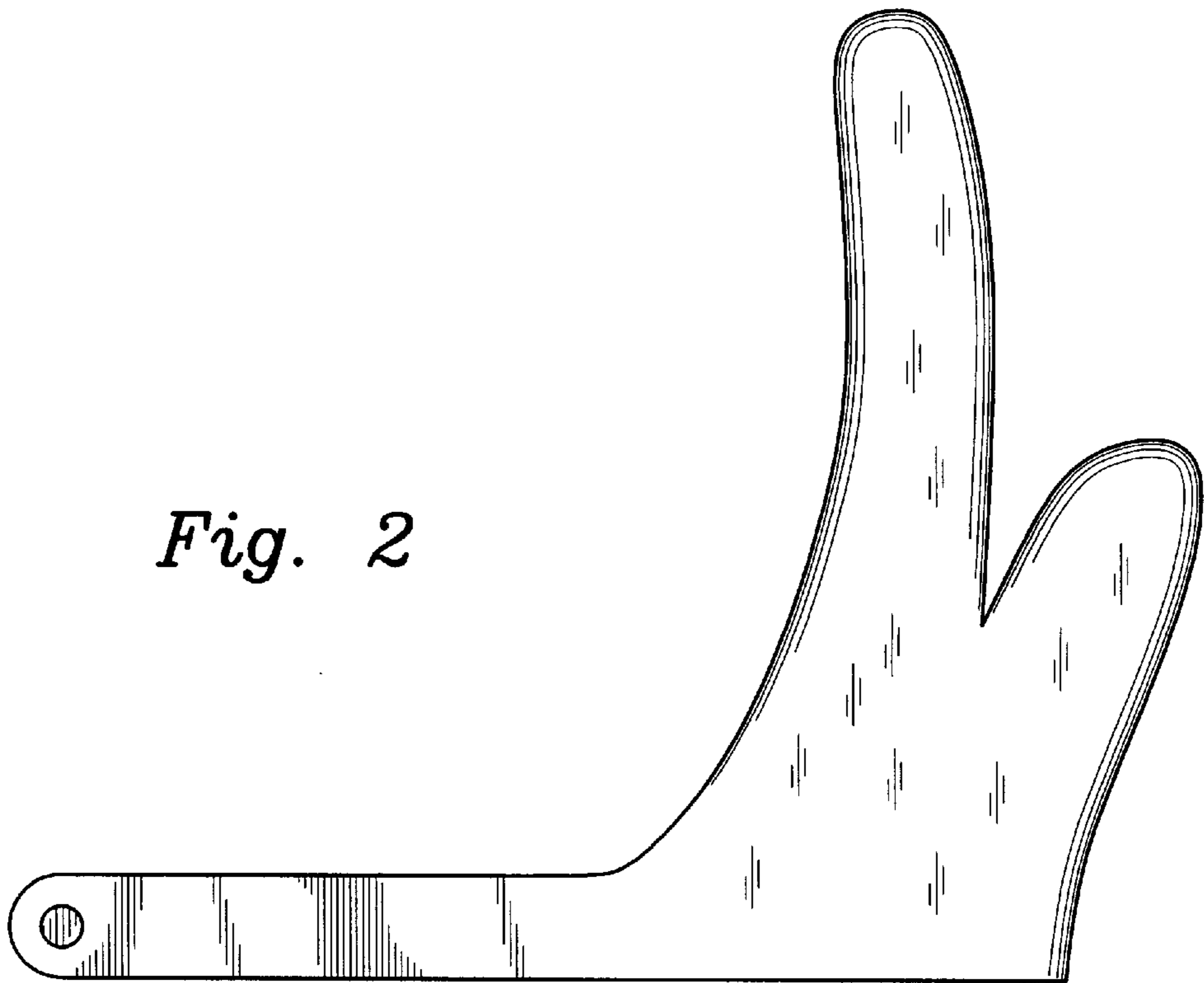
FIG. 1 is a front elevational view of the two fingered glove showing my new design;  
FIG. 2 is a rear elevational view thereof;  
FIG. 3 is a left side elevational view thereof;  
FIG. 4 is a right side elevational view thereof;  
FIG. 5 is a top plan view thereof; and,  
FIG. 6 is a bottom plan view thereof.

**1 Claim, 3 Drawing Sheets**



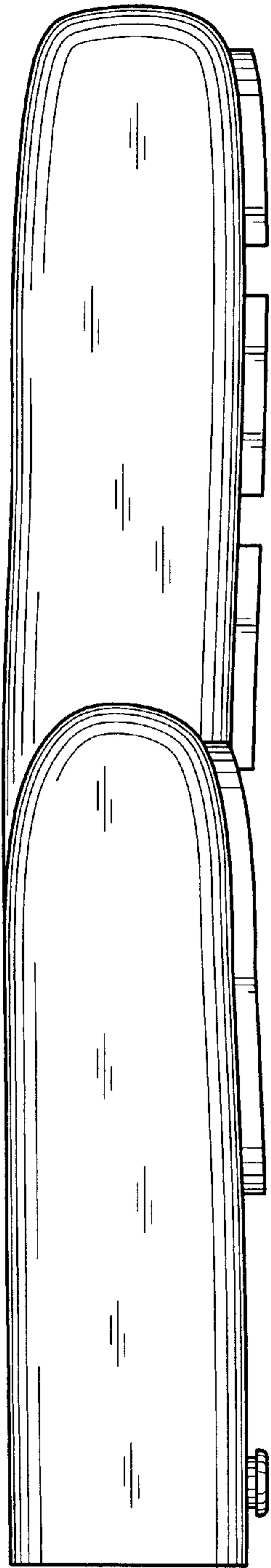


*Fig. 1*



*Fig. 2*

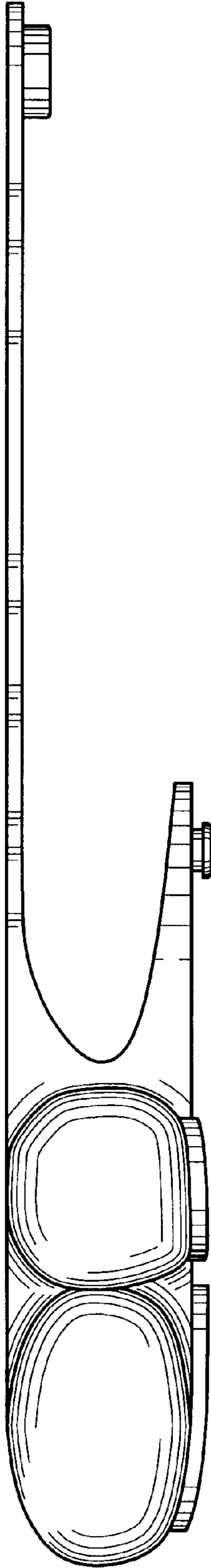
*Fig. 3*



*Fig. 4*



*Fig. 5*



*Fig. 6*

