



US00D412041S

United States Patent [19] Shih

[11] **Patent Number: Des. 412,041**
[45] **Date of Patent: ** Jul. 13, 1999**

[54] **LAMP BASE**

[76] Inventor: **Ching Chung Shih**, No. 171-12, Lane 168, Chang Lu Road, Chang Hua, Taiwan

[**] Term: **14 Years**

[21] Appl. No.: **29/082,948**

[22] Filed: **Feb. 2, 1998**

[51] **LOC (6) Cl.** **26-99**

[52] **U.S. Cl.** **D26/142**

[58] **Field of Search** D26/87, 92, 140, D26/142, 145, 155, 152; 362/147, 432, 404; D8/350, 352

[56] **References Cited**

U.S. PATENT DOCUMENTS

D. 66,046	11/1924	Simon	D26/149
D. 109,219	4/1938	Kelly	D26/149
D. 212,714	11/1968	Morgan	D8/352

OTHER PUBLICATIONS

Taiwan Lighting, p. 84, decorative ring, Aug. 1996.
Taiwan Lighting, p. 321, lighting fixture parts, 01 and 02, Nov. 1996.

Primary Examiner—Susan J. Lucas

[57] **CLAIM**

The ornamental design for a lamp base, as shown and described.

DESCRIPTION

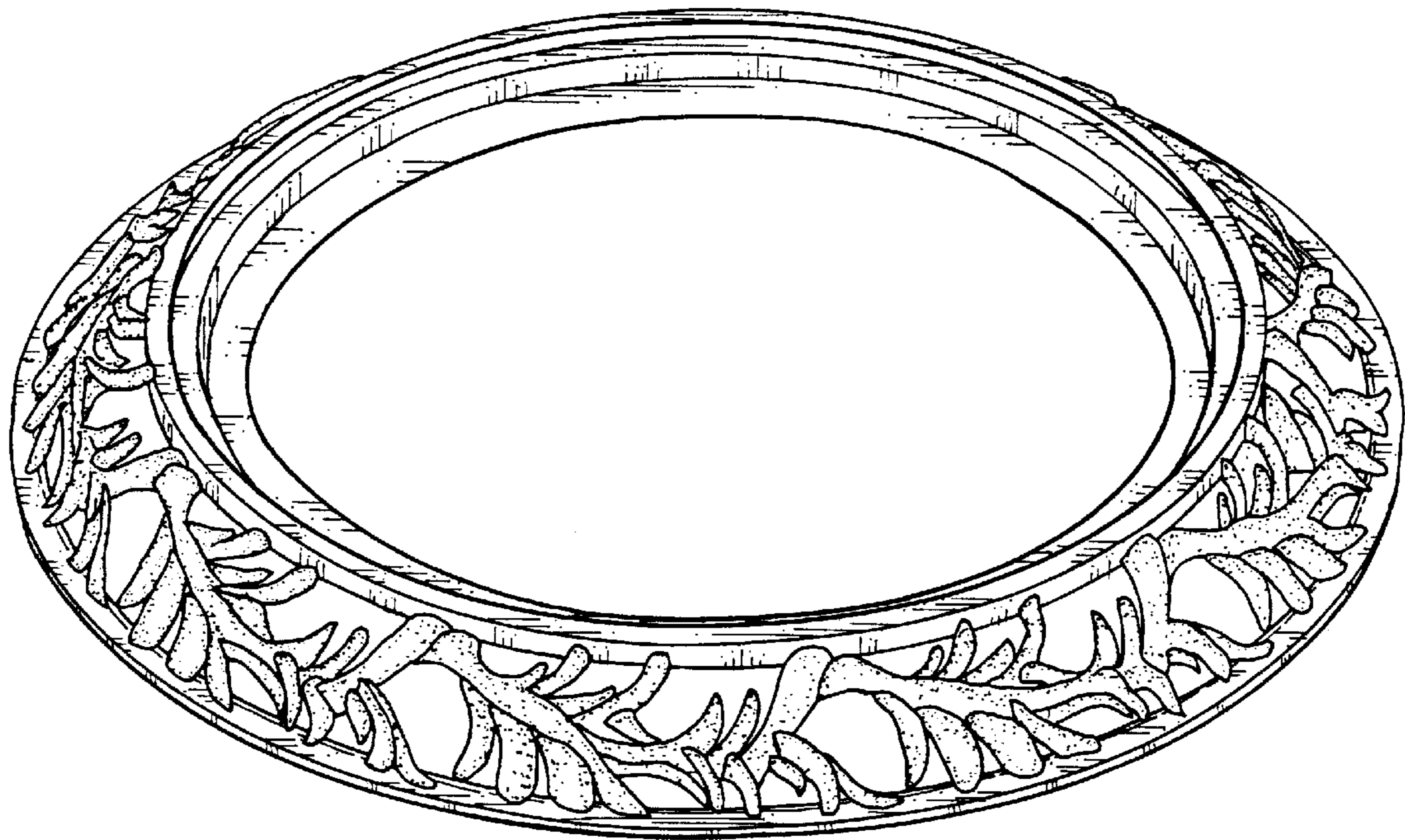
FIG. 1 is a perspective view of a lamp base showing my new design;

FIG. 2 is a front elevational view thereof, the opposite end and the right side and the left side being identical in appearance;

FIG. 3 is a top plan view thereof; and,

FIG. 4 is a bottom plan view thereof.

1 Claim, 3 Drawing Sheets



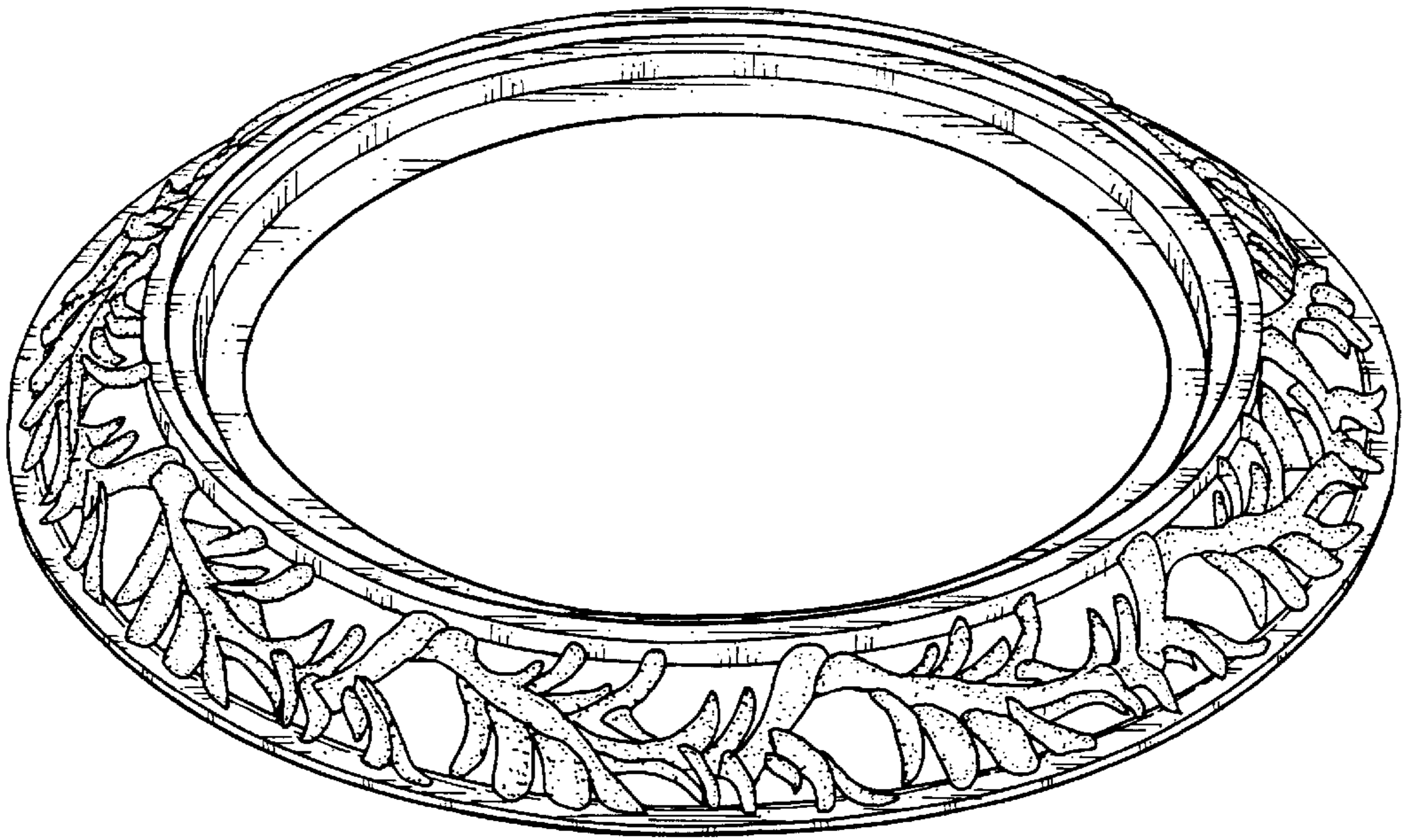


FIG. 1




FIG. 2




FIG. 3



FIG. 4