



US00D412031S

United States Patent [19] Oscarsson

[11] Patent Number: **Des. 412,031**

[45] Date of Patent: **** Jul. 13, 1999**

[54] **MALE INCONTINENCE PAD**

4,710,188 12/1987 Runeman 604/385.1
5,074,853 12/1991 Bryant 604/385.1 X

[76] Inventor: **Ulf Oscarsson**, Flisångsvägen 11, S-570
13 Myresjö, Sweden

OTHER PUBLICATIONS

Drawings from German design registration No. M9707906,
5, Nov. 5, 1997.

[**] Term: **14 Years**

Primary Examiner—Stella Reid
Attorney, Agent, or Firm—Pillsbury, Madison & Sutro, LLP

[21] Appl. No.: **29/090,087**

[22] Filed: **Jun. 30, 1998**

[57] CLAIM

Related U.S. Application Data

The ornamental design for a male incontinence pad, as
shown and described.

[51] **LOC (6) Cl.** **24-04**

[52] **U.S. Cl.** **D24/125; D24/124**

[58] **Field of Search** D24/125, 124;
604/358, 384, 385.1, 386, 387, 389, 390

DESCRIPTION

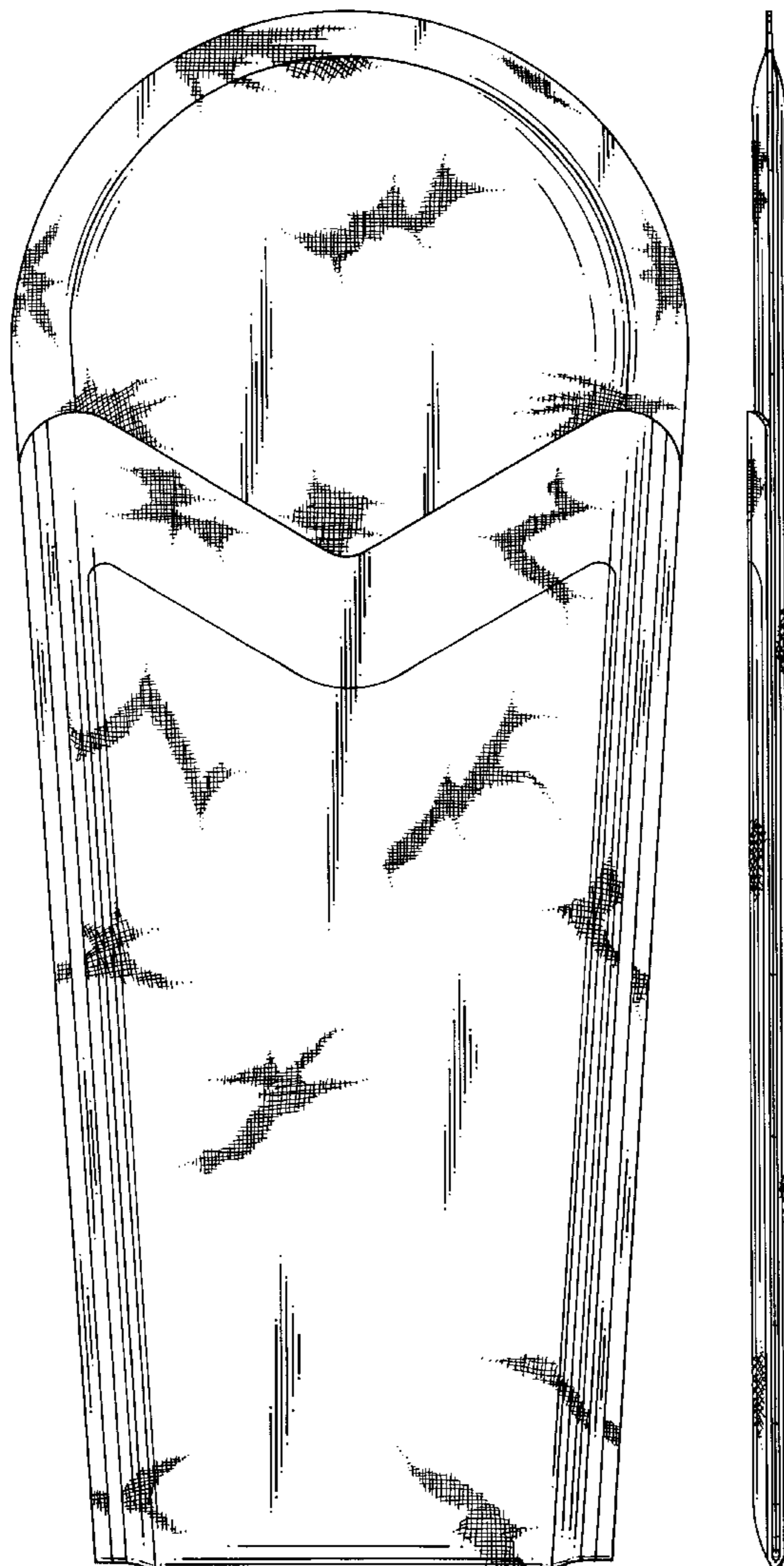
[56] References Cited

U.S. PATENT DOCUMENTS

- D. 263,169 2/1982 Larko D24/124
- D. 271,800 12/1983 Brendling D24/124
- D. 294,972 3/1988 Nicklasson D24/124
- 4,627,846 12/1986 Ternström 604/385.1 X

FIG. 1 is a front elevational view of a male incontinence pad
showing my new design;
FIG. 2 is a left side elevational view thereof, the right side
being a mirror image thereof;
FIG. 3 is a rear elevational view thereof;
FIG. 4 is a top plan view thereof; and,
FIG. 5 is a bottom plan view thereof.

1 Claim, 3 Drawing Sheets



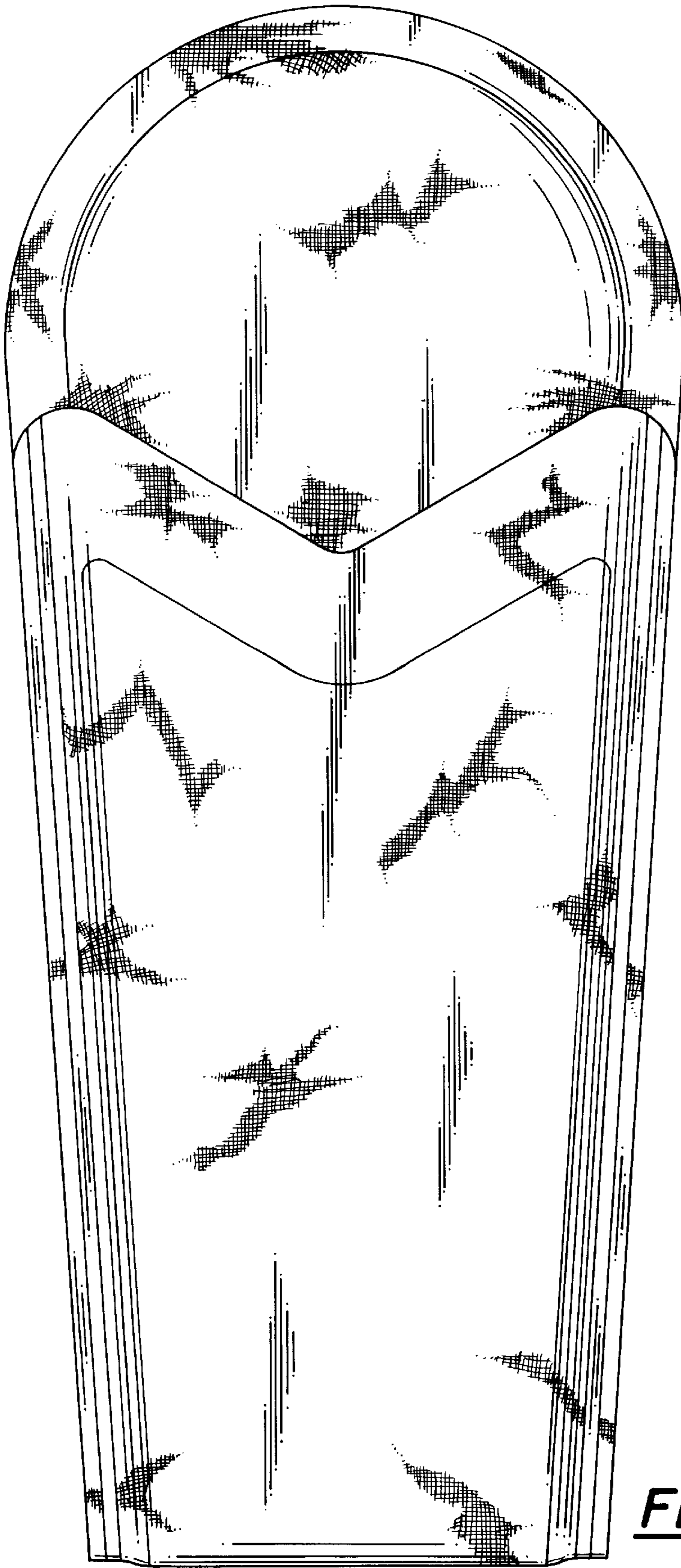


FIG. 1



FIG. 2

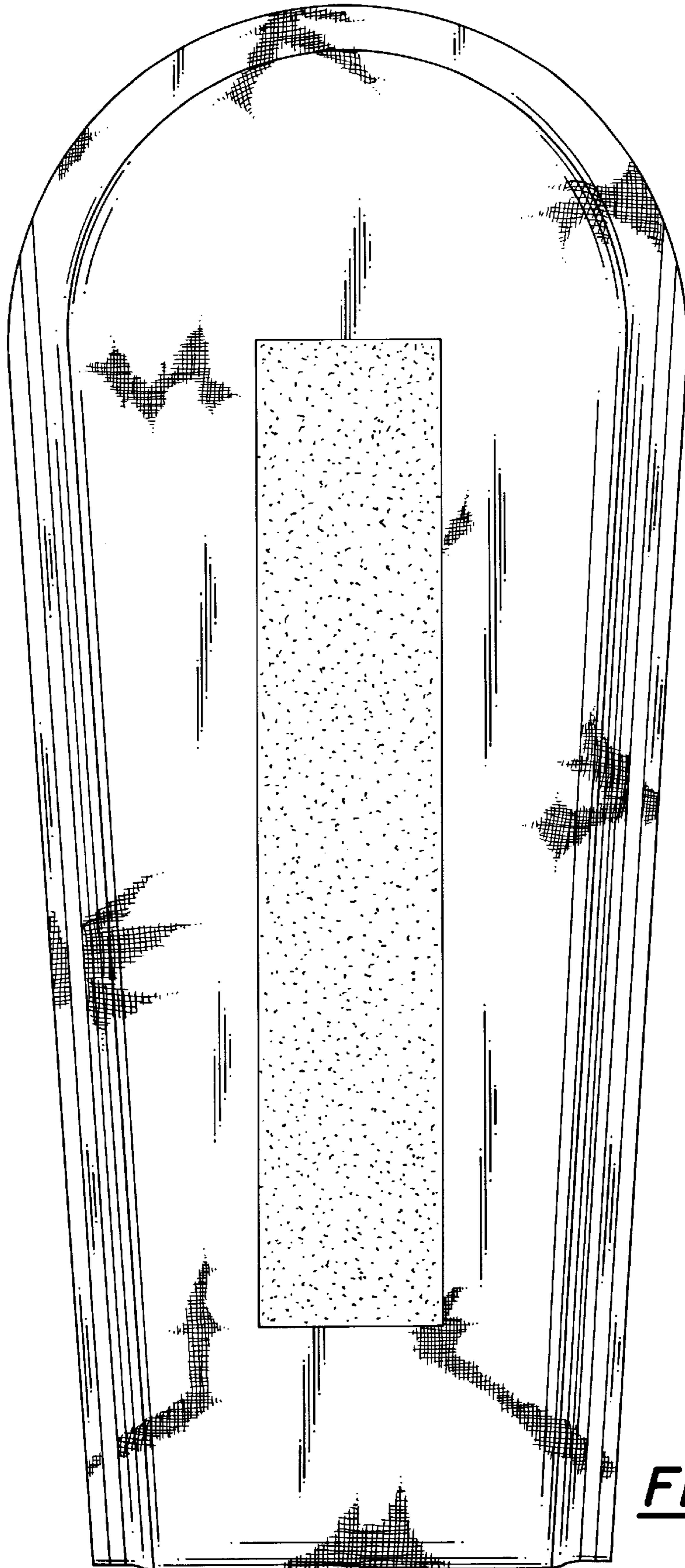


FIG. 3




FIG. 4




FIG. 5