



US00D412028S

United States Patent [19]

[11] Patent Number: Des. 412,028

Funk et al.

[45] Date of Patent: ** *Jul. 13, 1999

[54] SHOWER STALL

[57] CLAIM

[75] Inventors: David R. Funk; Thomas A. Bonnell; Robert C. Giese, all of Sheboygan, Wis.

The ornamental design for a shower stall, as shown and described.

[73] Assignee: Kohler Co., Kohler, Wis.

DESCRIPTION

[*] Notice: This patent is subject to a terminal disclaimer.

FIG. 1 is a right, top, front perspective view of a shower stall embodying our new design;

[**] Term: 14 Years

FIG. 2 is a front elevational view thereof;

FIG. 3 is a rear elevational view thereof;

[21] Appl. No.: 29/061,604

FIG. 4 is a top plan view thereof;

FIG. 5 is a bottom plan view thereof;

[22] Filed: Dec. 12, 1996

FIG. 6 is a right side elevational view thereof, the left side elevational view being a mirror image of the right side shown;

[51] LOC (6) Cl. 23-01

FIG. 7 is a cross-sectional view taken along line 7—7 of FIG. 4;

[52] U.S. Cl. D23/283

FIG. 8 is a cross-sectional view taken along line 8—8 of FIG. 2;

[58] Field of Search D23/277, 278, D23/280.1—280.4, 283; 4/596, 576, 579, 615, 607, 610, 612, 614, 584

FIG. 9 is a cross-sectional view taken along line 9—9 of FIG. 2;

FIG. 10 is a cross-sectional view of a second embodiment which is a mirror image of the cross-sectional view shown in FIG. 9, the front elevational view being a mirror image of that shown in FIG. 2, and the other non-sectional views being identical to those shown in FIGS. 3—6;

[56] References Cited

U.S. PATENT DOCUMENTS

D. 233,942	12/1974	Seymour	D23/49
D. 243,849	3/1977	Seymour et al.	D23/49
D. 281,448	11/1985	Primucci	D23/283 X
D. 310,710	9/1990	Poulson	D23/283
D. 314,451	2/1991	Smith	D23/283
D. 318,324	7/1991	Smith	D23/283

FIG. 11 is a right, top, front perspective view of a third embodiment, the right side elevational view being identical to that shown in FIG. 6 and the left side elevational view being a mirror image of that shown in FIG. 6;

FIG. 12 is a front elevational view thereof;

FIG. 13 is a rear elevational view thereof;

FIG. 14 is a top plan view thereof;

FIG. 15 is a bottom plan view thereof;

OTHER PUBLICATIONS

1992 Kohler ad, p. 9—3, showing a “Freewill” wheelchair shower.

FIG. 16 is a cross-sectional view taken along line 16—16 of FIG. 14;

FIG. 17 is a cross-sectional view taken along line 17—17 of FIG. 12; and,

Undated Owens—Corning ad showing a model “S—48” shower, admitted prior art.

FIG. 18 is a cross-sectional view of a fourth embodiment which is a mirror image of the cross-sectional view shown in FIG. 17, the front elevational view being a mirror image of that shown in FIG. 12, and the other nonsectional views being identical to those shown in FIGS. 13—15.

1992 Kohler ad, p. 9—4, showing a “Freewill” wheelchair shower.

The broken line representations of a seat in FIGS. 1, 2, 7—12, and 16—18 are for purposes of illustration only, and form no part of the claimed design.

Primary Examiner—Louis S. Zarfes

Assistant Examiner—Eric Watterson

Attorney, Agent, or Firm—Quarles & Brady LLP

1 Claim, 16 Drawing Sheets



FIG. 1



FIG. 2




FIG. 3




FIG. 4




FIG. 5

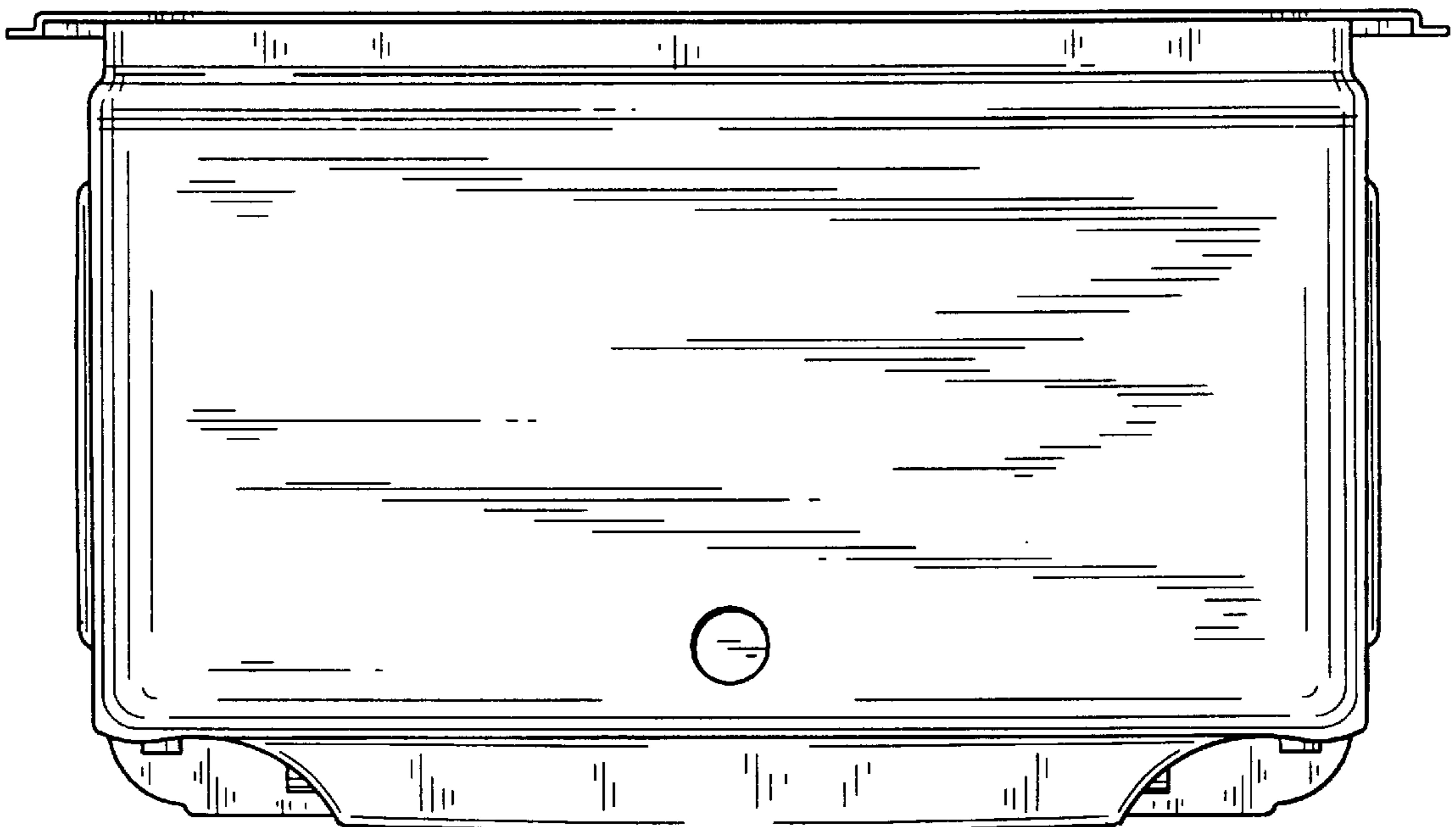


FIG. 6




FIG. 7




FIG. 8




FIG. 9

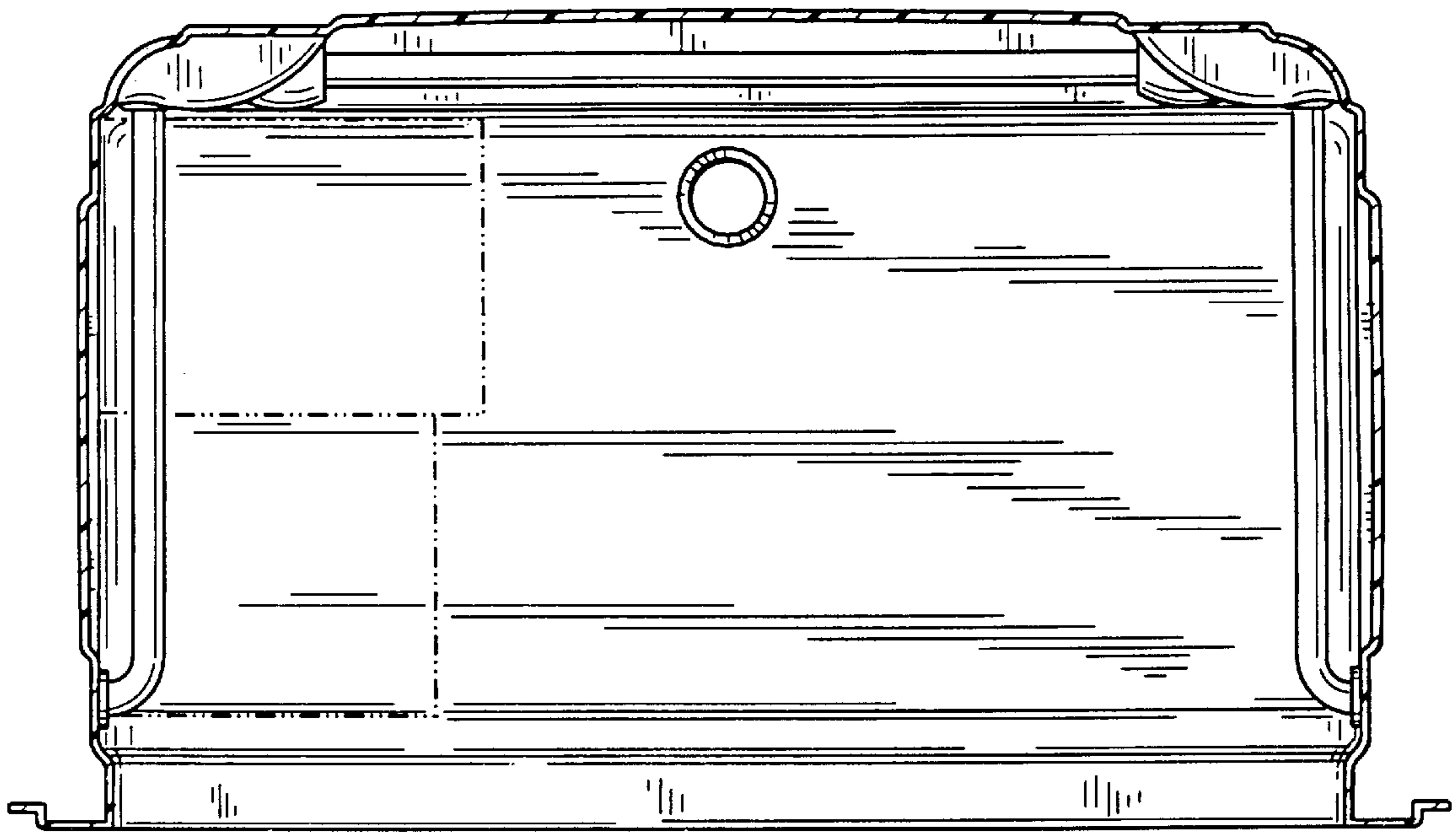


FIG. 10

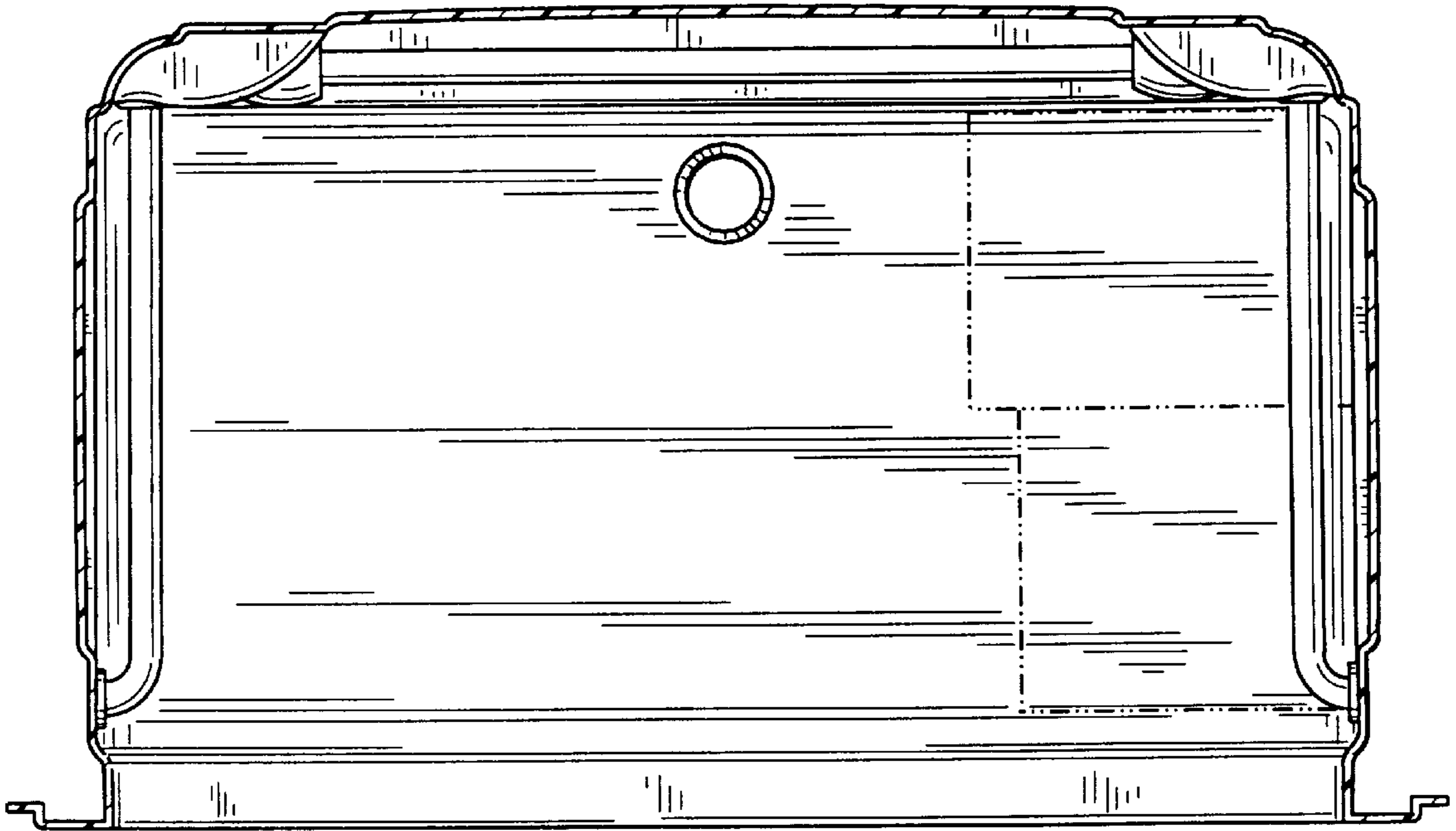


FIG. 11




FIG. 12

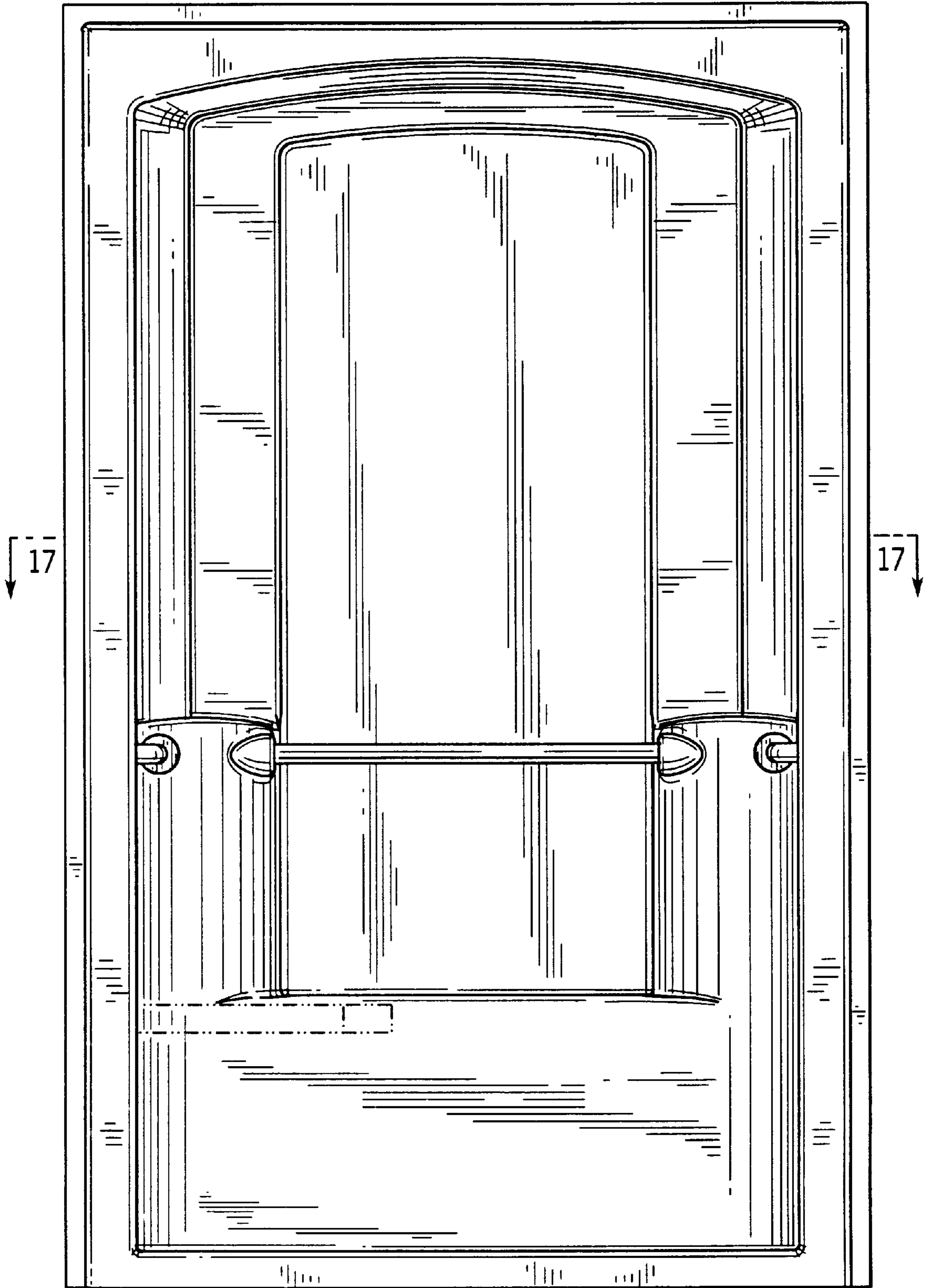


FIG. 13




FIG. 14




FIG. 15

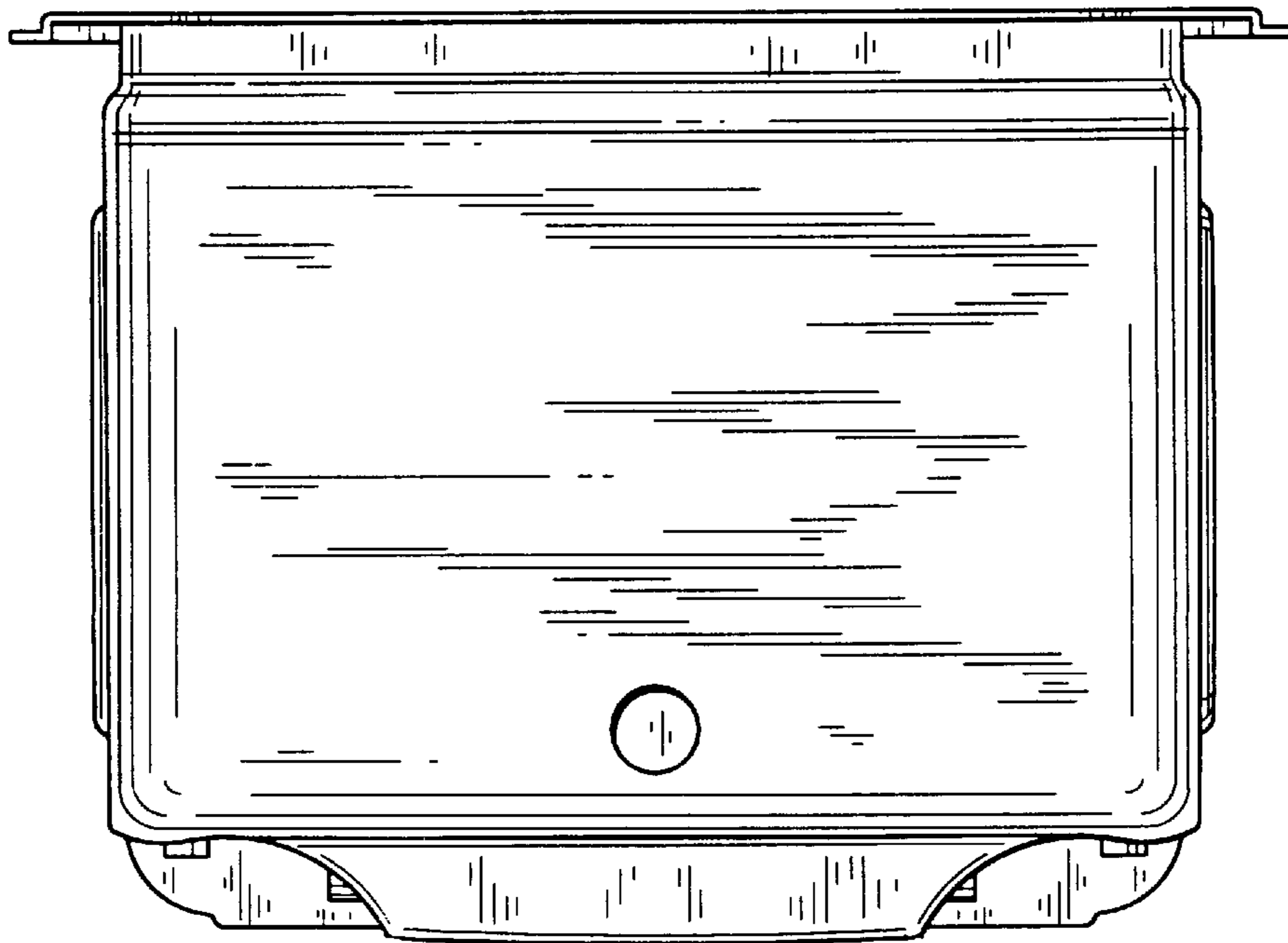


FIG. 16

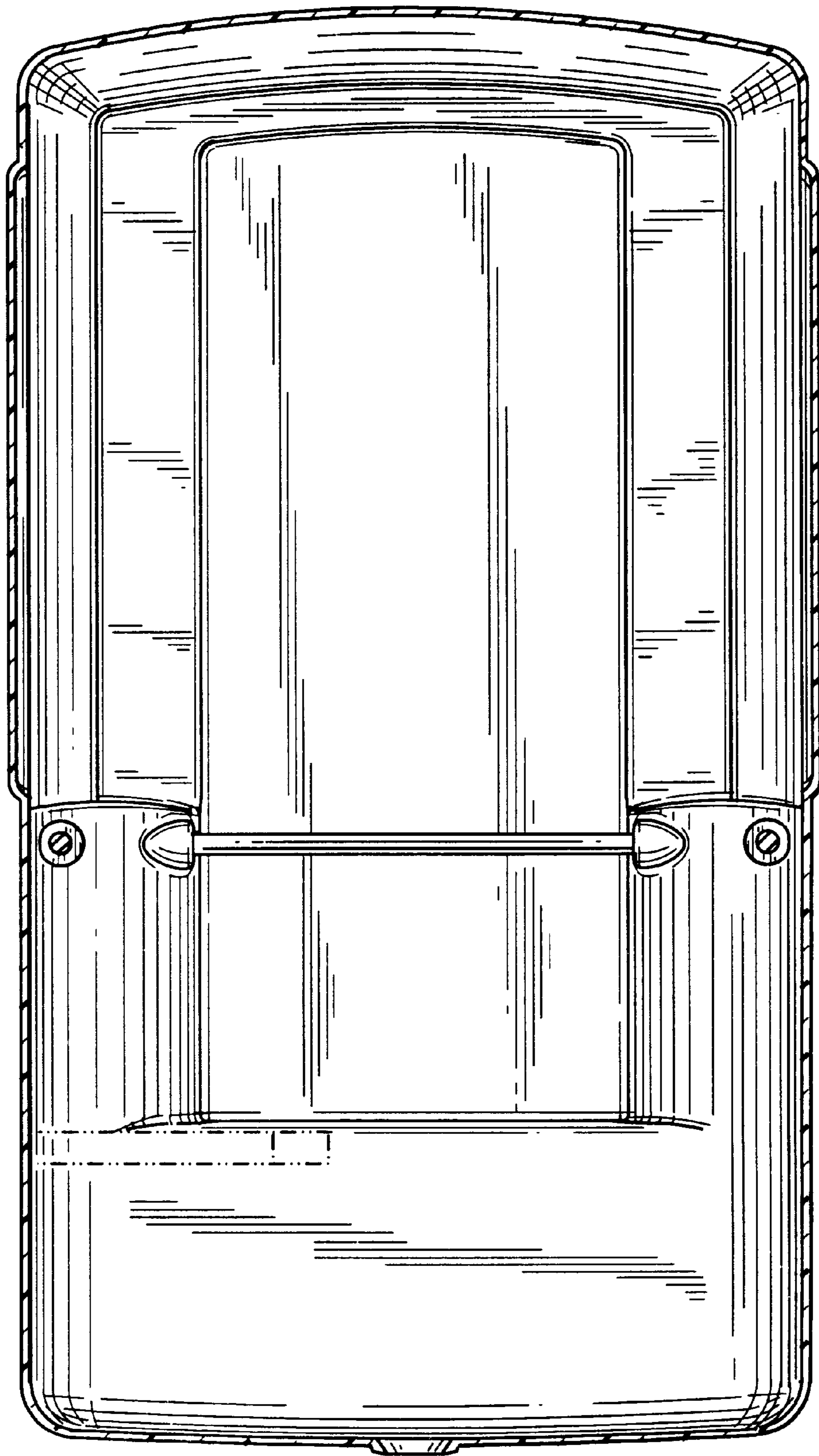


FIG. 17

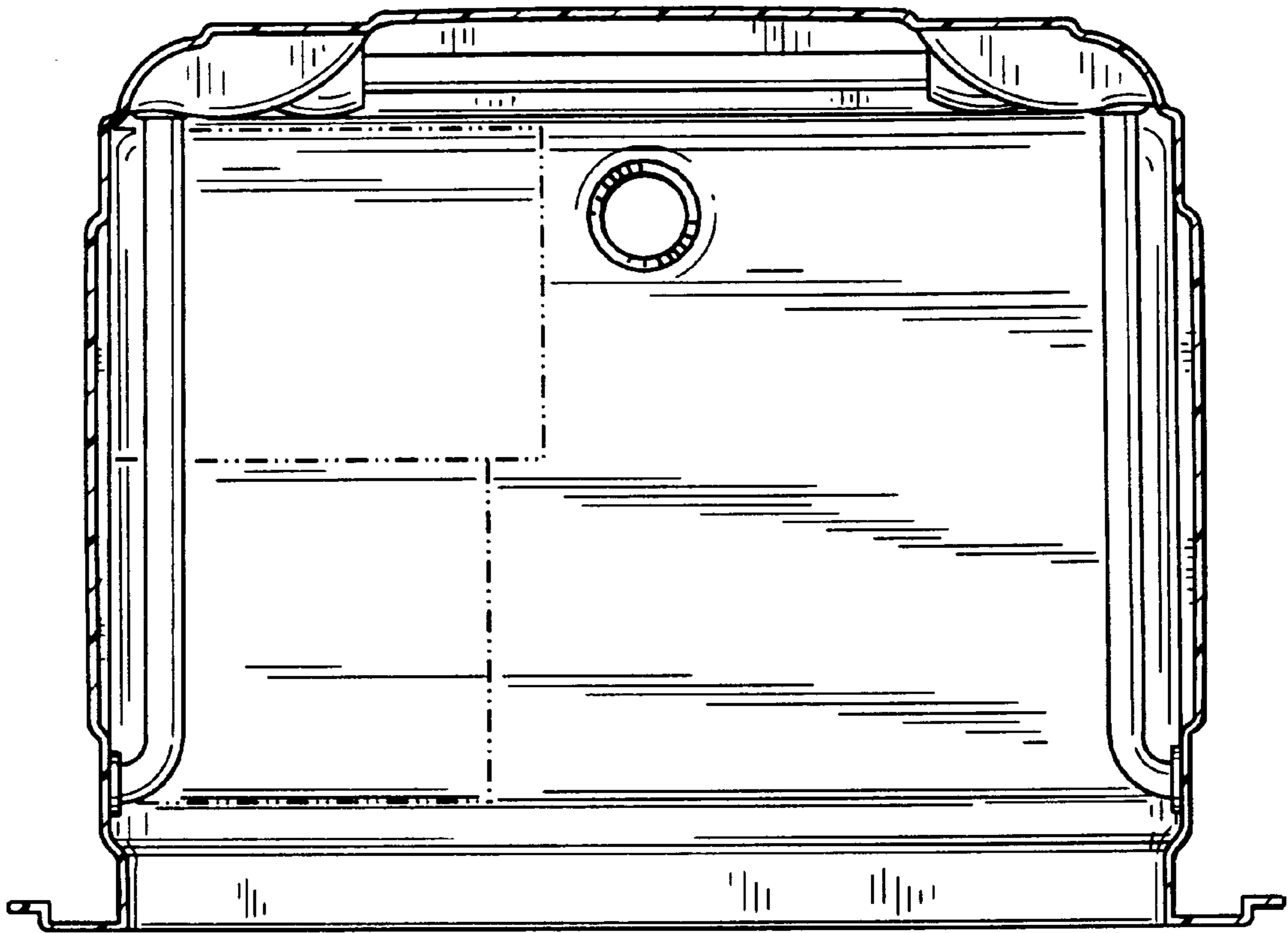


FIG. 18

