



US00D412015S

United States Patent [19]
Greenfield

[11] **Patent Number: Des. 412,015**
[45] **Date of Patent: ** *Jul. 13, 1999**

[54] **INTERNALLY ILLUMINATED YARD ADDRESS SIGN**

[76] Inventor: **Peter M. Greenfield**, 3682 Tanglewood Ct., Ann Arbor, Mich. 48105

[*] Notice: This patent is subject to a terminal disclaimer.

[**] Term: **14 Years**

[21] Appl. No.: **29/073,041**

[22] Filed: **Jun. 27, 1997**

Related U.S. Application Data

[63] Continuation-in-part of application No. 29/055,799, Feb. 26, 1996, Pat. No. Des. 382,910.

[51] **LOC (6) Cl.** **20-03**

[52] **U.S. Cl.** **D20/17; D26/68**

[58] **Field of Search** D20/17, 10, 41; D26/68; 362/812, 811, 431, 153.1, 153; D25/126, 128, 130; D9/109; 40/576, 612, 584, 606, 541, 564, 565, 572, 582, 574, 578

[56] **References Cited**

U.S. PATENT DOCUMENTS

D. 118,615 1/1940 Chapman D20/17
D. 315,928 4/1991 Flieder D20/17

(List continued on next page.)

Primary Examiner—Susan J. Lucas
Assistant Examiner—Jennifer Rivard
Attorney, Agent, or Firm—Young & Basile, P.C.

[57] **CLAIM**

The ornamental design for an internally illuminated yard address sign, as shown and described.


DESCRIPTION

FIG. 1 is a front elevational of the first embodiment of an internally illuminated yard address sign embodying the inventive design;

FIG. 2 is a right side elevational view of the design of FIG. 1, the left side being a mirror image;
FIG. 3 is a rear elevational view of the design of FIG. 1;
FIG. 4 is a top plan view of the design of FIG. 1;
FIG. 5 is a bottom plan view of the design of FIG. 1;
FIG. 6 is a front perspective view of the design of FIG. 1;
FIG. 7 is a right side perspective view of the design of FIG. 1;
FIG. 8 is a front elevational view of the second embodiment of an internally illuminated yard address sign;
FIG. 9 is a right side elevational view of the design of FIG. 8, the left side being a mirror image;
FIG. 10 is a rear elevational view of the design of FIG. 8;
FIG. 11 is a top plan view of the design of FIG. 8;
FIG. 12 is a bottom plan view of the design of FIG. 8;
FIG. 13 is a front perspective view of the design of FIG. 8;
FIG. 14 is a right side perspective view of the design of FIG. 8;
FIG. 15 is a front elevational view of the third embodiment of an internally illuminated yard address sign;
FIG. 16 is a right side elevational view of the design of FIG. 15, the left side being a mirror image;
FIG. 17 is a rear elevational view of the design of FIG. 15;
FIG. 18 is a top plan view of the design of FIG. 15;
FIG. 19 is a bottom plan view of the design of FIG. 15;
FIG. 20 is a front perspective view of the design of FIG. 15;
FIG. 21 is a right side perspective view of the design of FIG. 15;
FIG. 22 is a right rear perspective view of the first embodiment design of FIG. 1, the opposite perspective view being a mirror image and the bottom view being disclosed in FIG. 5;
FIG. 23 is a right rear perspective view of the second embodiment design of FIG. 8, the opposite perspective view being a mirror image and the bottom view being disclosed in FIG. 12; and,
FIG. 24 is a right rear perspective view of the third embodiment design of FIG. 15, the opposite perspective view being a mirror image and the bottom view being disclosed in FIG. 19.

The broken lines are shown for illustrative purposes only and form no part of the claimed design.

1 Claim, 7 Drawing Sheets



Des. 412,015

Page 2

U.S. PATENT DOCUMENTS

D. 331,198	11/1992	Nickerson	D10/114	D. 373,000	8/1996	Brady	D20/41 X
D. 350,369	9/1994	Shafley	D20/10	D. 382,910	8/1997	Greenfield	D20/17
D. 357,944	5/1995	Atwell et al.	D20/10	4,901,461	2/1990	Edwards et al.	40/575
				5,134,550	7/1992	Young	362/431 X




FIG-1




FIG-2




FIG-3

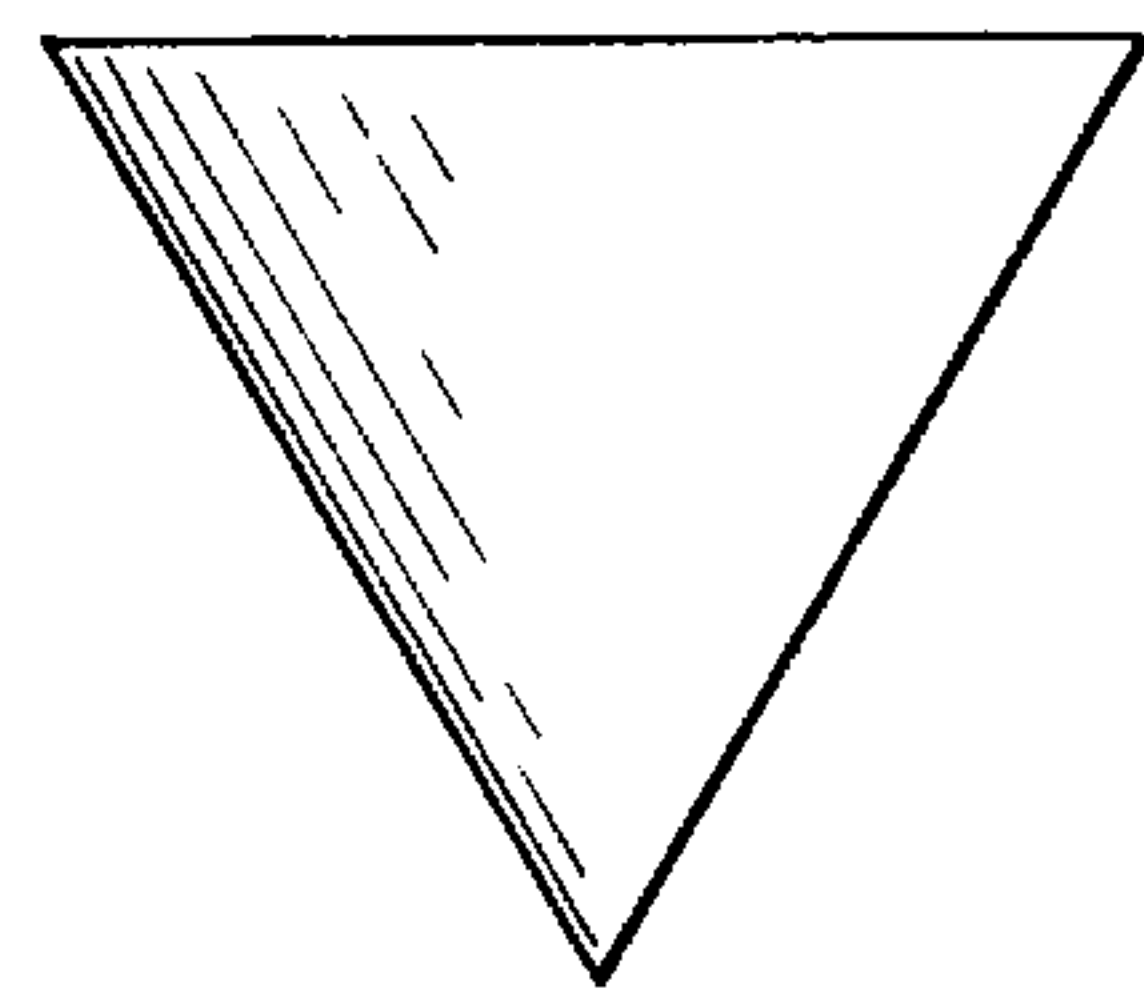


FIG-4

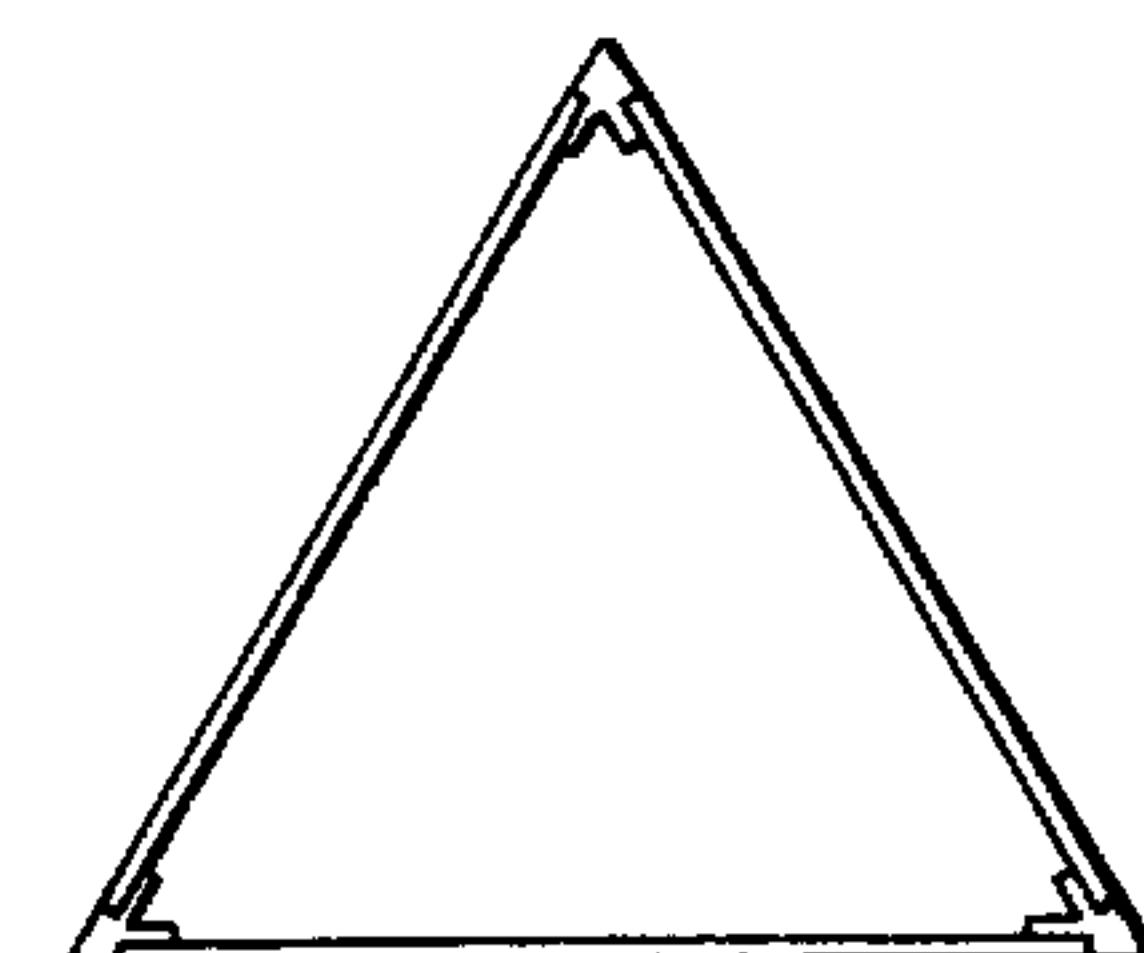


FIG-5




FIG-6




FIG-7




FIG-8




FIG-9




FIG-10

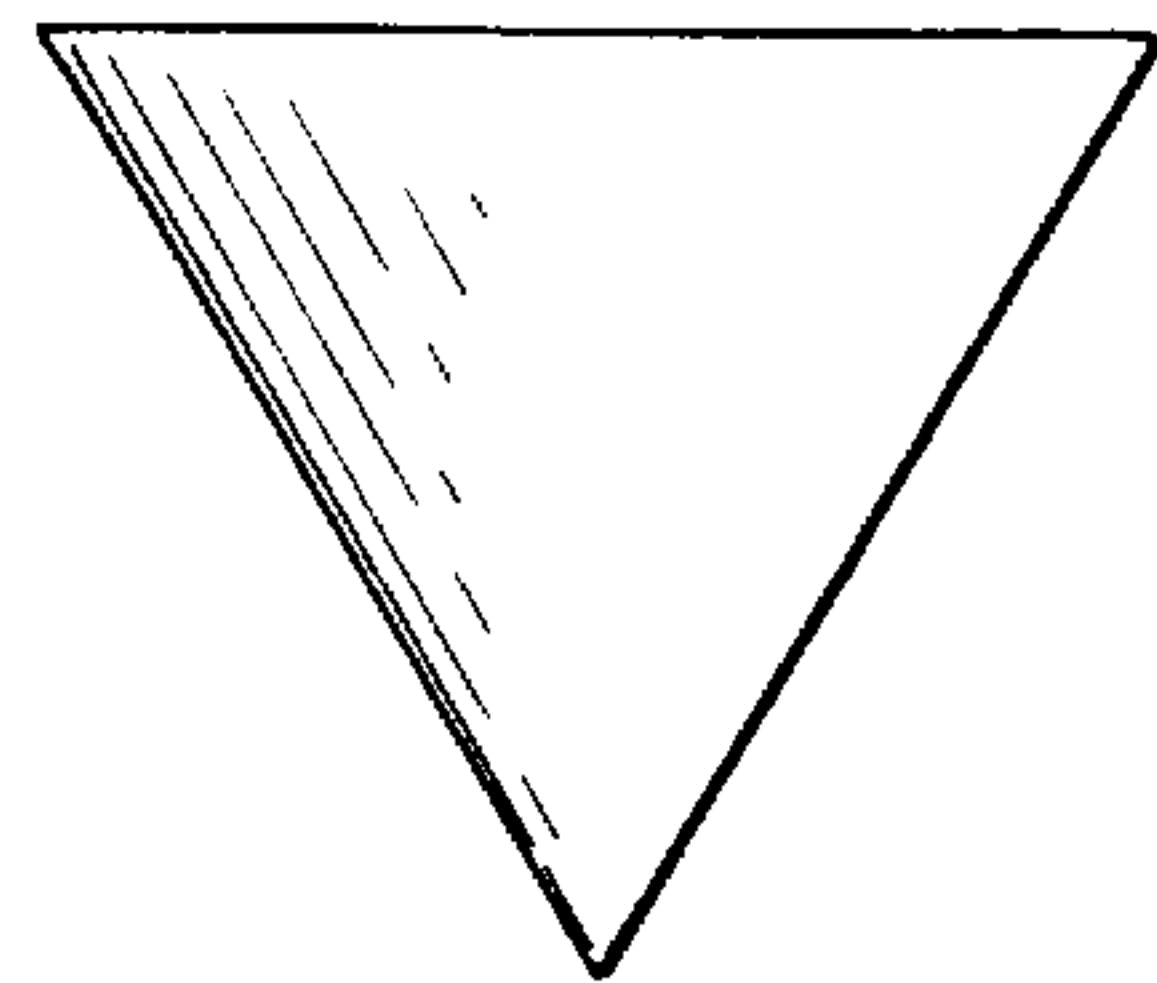


FIG-11

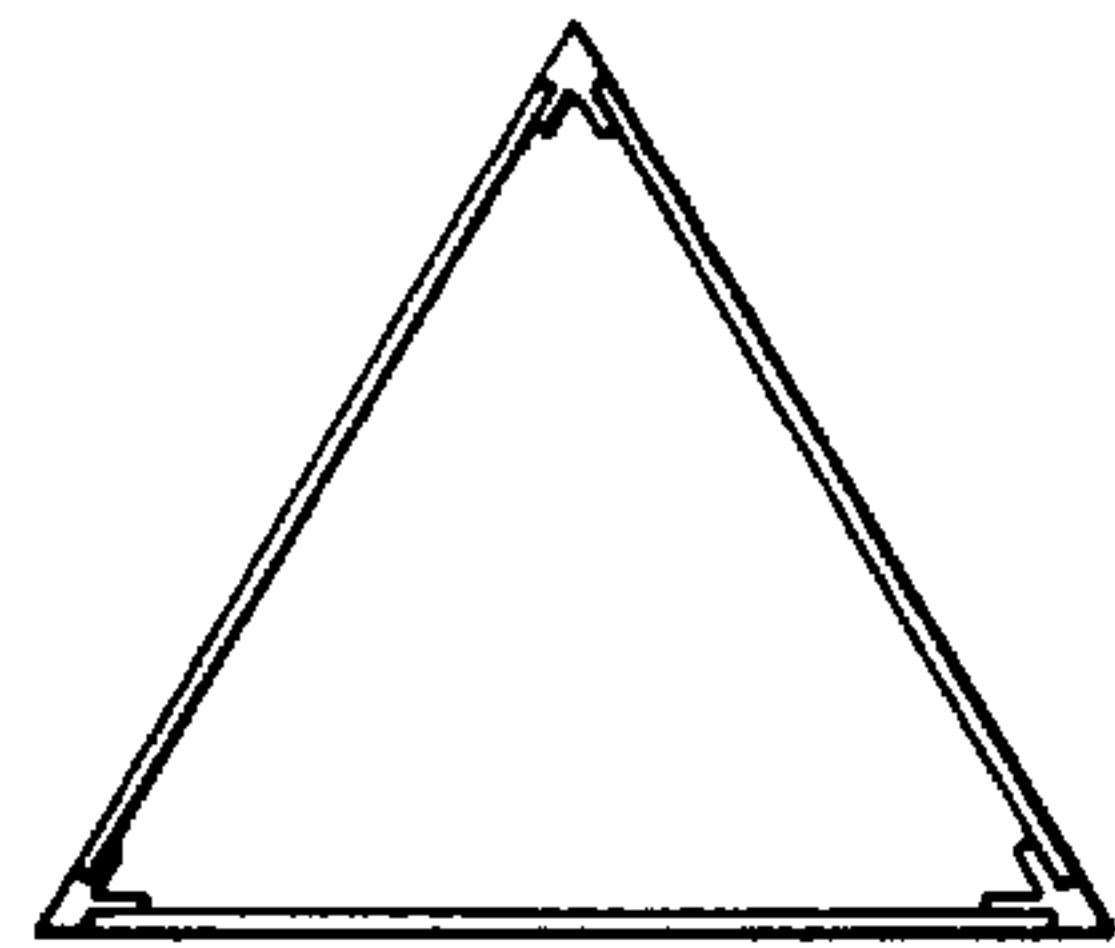


FIG-12




FIG-13




FIG-14




FIG-15




FIG-16




FIG-17

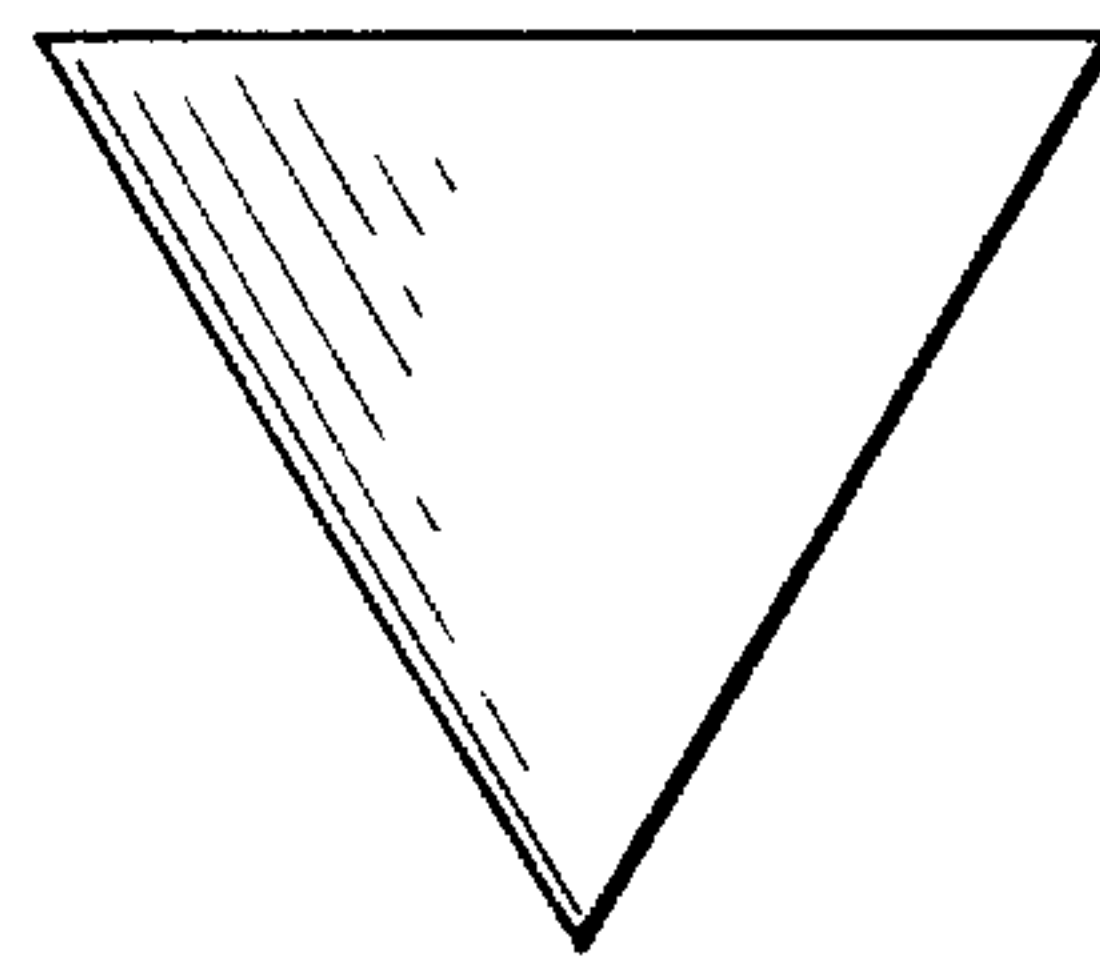


FIG-18

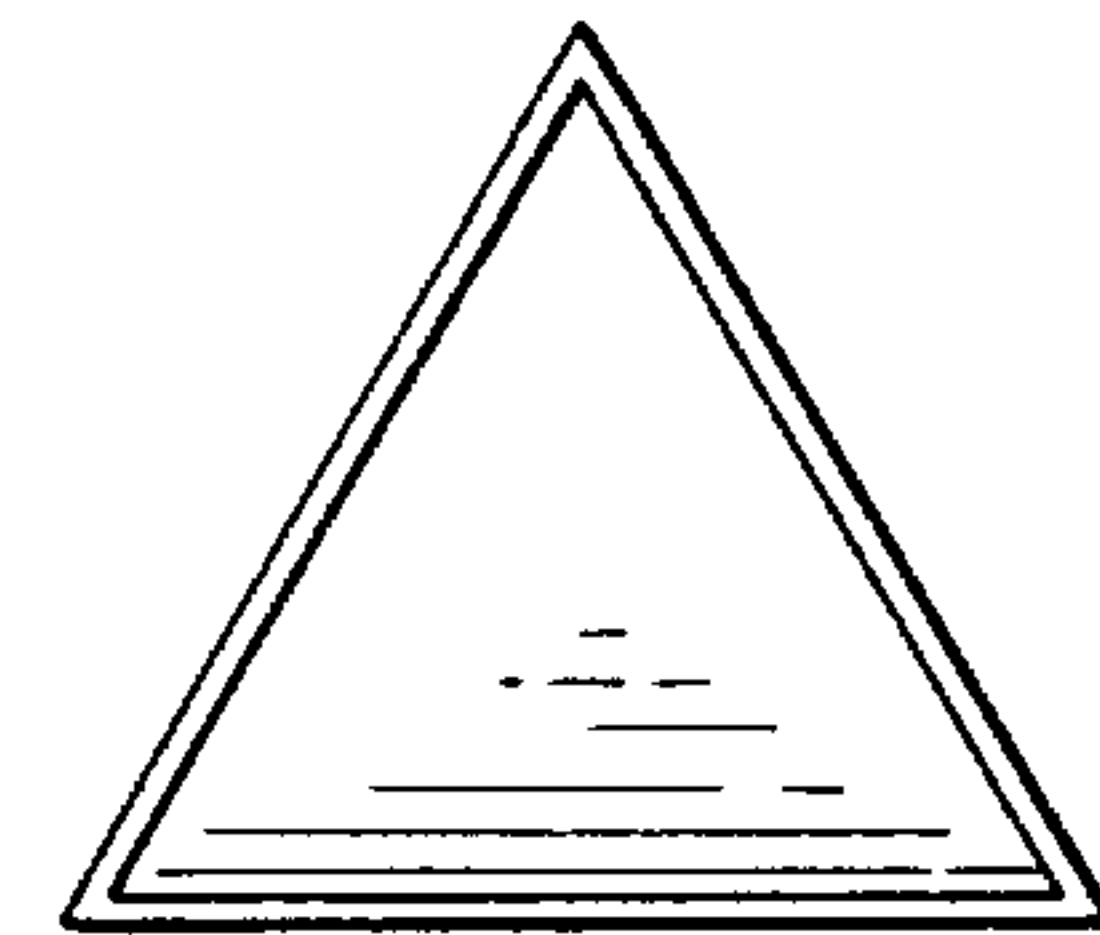


FIG-19




FIG-20




FIG-21

FIG-24

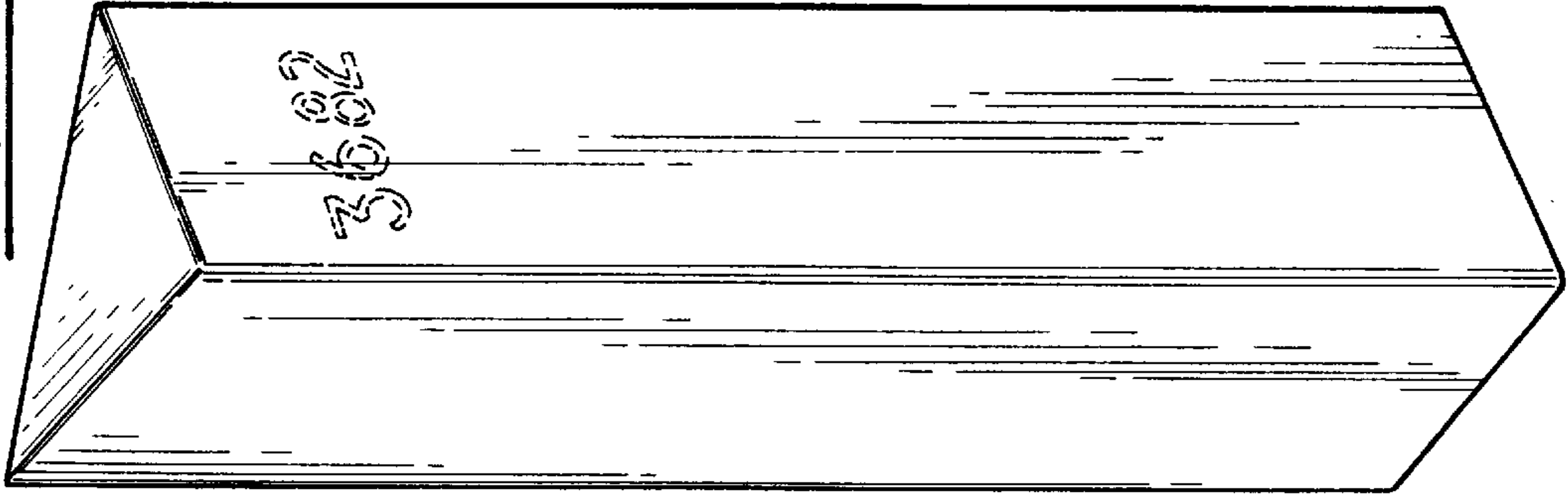


FIG-23

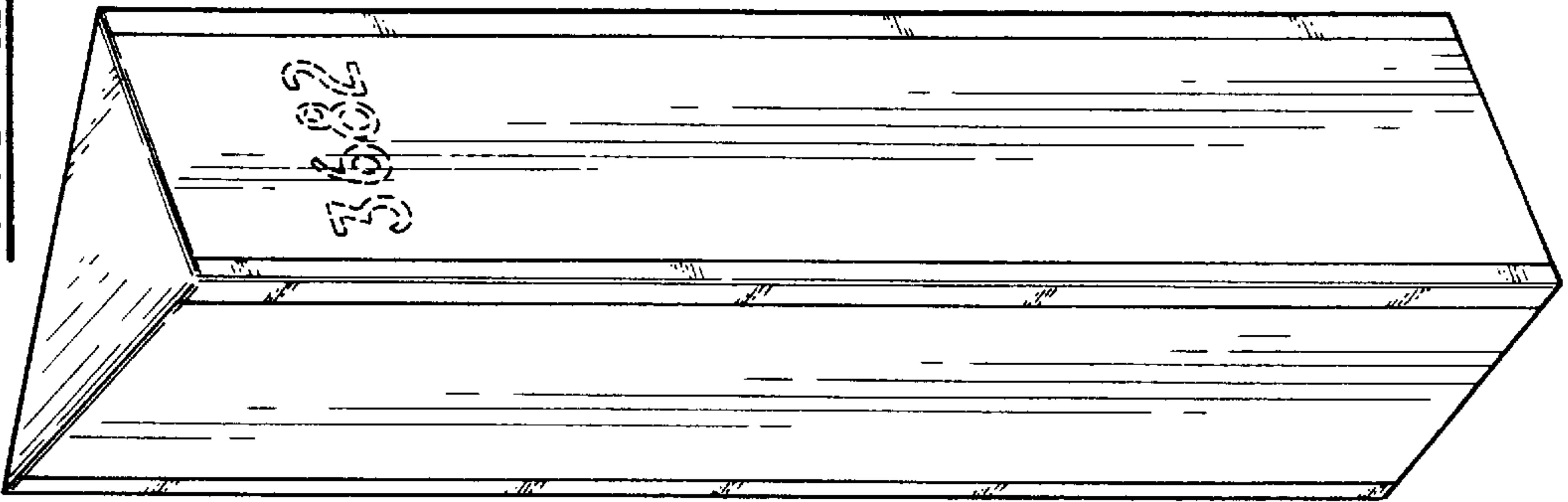


FIG-22

