



US00D412014S

United States Patent [19] Izushima

[11] **Patent Number: Des. 412,014**

[45] **Date of Patent: ** *Jul. 13, 1999**

[54] **WRITING INSTRUMENT**

[75] Inventor: **Hiromichi Izushima**, Kawagoe, Japan

[73] Assignee: **Kotobuki & Co., Ltd.**, Kyoto, Japan

[*] Notice: This patent is subject to a terminal disclaimer.

[**] Term: **14 Years**

[21] Appl. No.: **29/091,432**

[22] Filed: **Jul. 29, 1998**

[30] **Foreign Application Priority Data**

Mar. 17, 1998 [JP] Japan 10-7379
Mar. 17, 1998 [JP] Japan 10-7380

[51] **LOC (6) Cl.** **19-06**

[52] **U.S. Cl.** **D19/48; D19/51; D19/55; D19/56**

[58] **Field of Search** D19/35, 36, 41-51, D19/53-58, 81-85; 401/6, 7, 88, 99, 100, 103, 110, 111, 209

[56] **References Cited**

U.S. PATENT DOCUMENTS

D. 240,817 8/1976 Funahashi D19/55
D. 338,039 8/1993 Takahashi D19/51

D. 355,673 2/1995 Takahashi D19/48
D. 375,525 11/1996 Boix Gacia D19/56 X
D. 394,455 5/1998 Izushima D19/56 X
D. 397,150 8/1998 Izushima D19/51
D. 402,693 12/1998 Sunaga D19/48
D. 402,695 12/1998 Izushima D19/51

Primary Examiner—Martie K. Holtje
Attorney, Agent, or Firm—McGinn & Gibb, P.C.

[57] **CLAIM**

The ornamental design for a writing instrument, as shown and described.

DESCRIPTION

FIG. 1 is a front elevational view of a writing instrument according to the present invention;
FIG. 2 is a right side elevational view of the writing instrument of FIG. 1, the left side being a mirror image of the right side;
FIG. 3 is a rear elevational view of the writing instrument of FIG. 1;
FIG. 4 is a top plan view of the writing instrument of FIG. 1;
FIG. 5 is a bottom plan view of the writing instrument of FIG. 1; and,
FIG. 6 is a front perspective view of the writing instrument of FIG. 1, with the writing tip being projected outward.

1 Claim, 2 Drawing Sheets



FIG.5




FIG 4




FIG.2

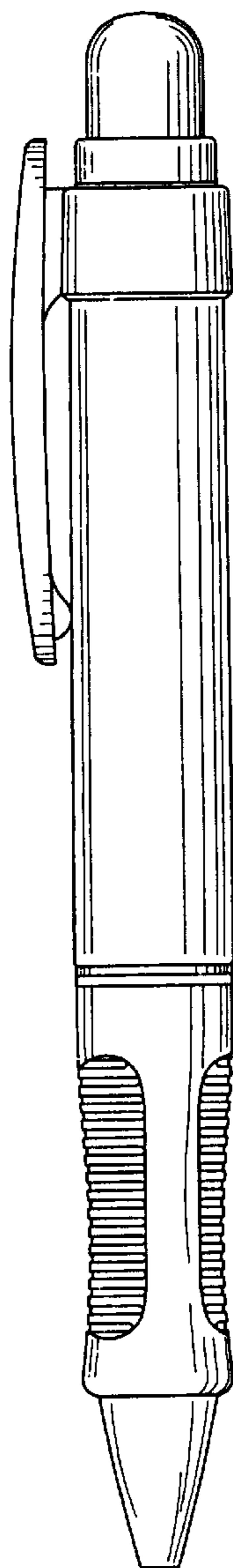


FIG.1




FIG.3




FIG. 6

