



US00D412006S

United States Patent [19] Gilbert

[11] **Patent Number: Des. 412,006**

[45] **Date of Patent: ** Jul. 13, 1999**

[54] **PROJECTOR**

[75] Inventor: **Bruno James Gilbert**, Toronto, Canada

[73] Assignee: **Imax Corporation**, Mississauga, Canada

[**] Term: **14 Years**

[21] Appl. No.: **29/085,948**

[22] Filed: **Apr. 2, 1998**

Related U.S. Application Data

[63] Continuation-in-part of application No. 29/075,243, Aug. 27, 1997.

Foreign Application Priority Data

Feb. 27, 1997 [CA] Canada 1997-0496

[51] **LOC (6) Cl.** **16-02**

[52] **U.S. Cl.** **D16/230; D16/225**

[58] **Field of Search** D16/200-205, D16/208, 221, 225, 230, 231, 234; D14/128; D21/110; 352/34, 242; 353/115, 119, 122

[56] References Cited

U.S. PATENT DOCUMENTS

D. 162,644 3/1951 Graff D16/221

D. 198,602 7/1964 Burgess D16/205
D. 368,730 4/1996 Ronzani et al. D16/225
D. 371,564 7/1996 Sunada et al. D16/231
1,287,499 12/1918 Stechbart 352/242

OTHER PUBLICATIONS

Sharp Catalog, p. 6 (S1Z Projector), Aug. 1993.

Primary Examiner—Adir Aronovich
Attorney, Agent, or Firm—Bereskin & Parr

[57] CLAIM

The ornamental design for a projector, as shown and described.

DESCRIPTION

FIG. 1 is a top, front and side perspective view of a projector showing my new design;

FIG. 2 is a top, rear and side perspective view opposite of that shown in FIG. 1;


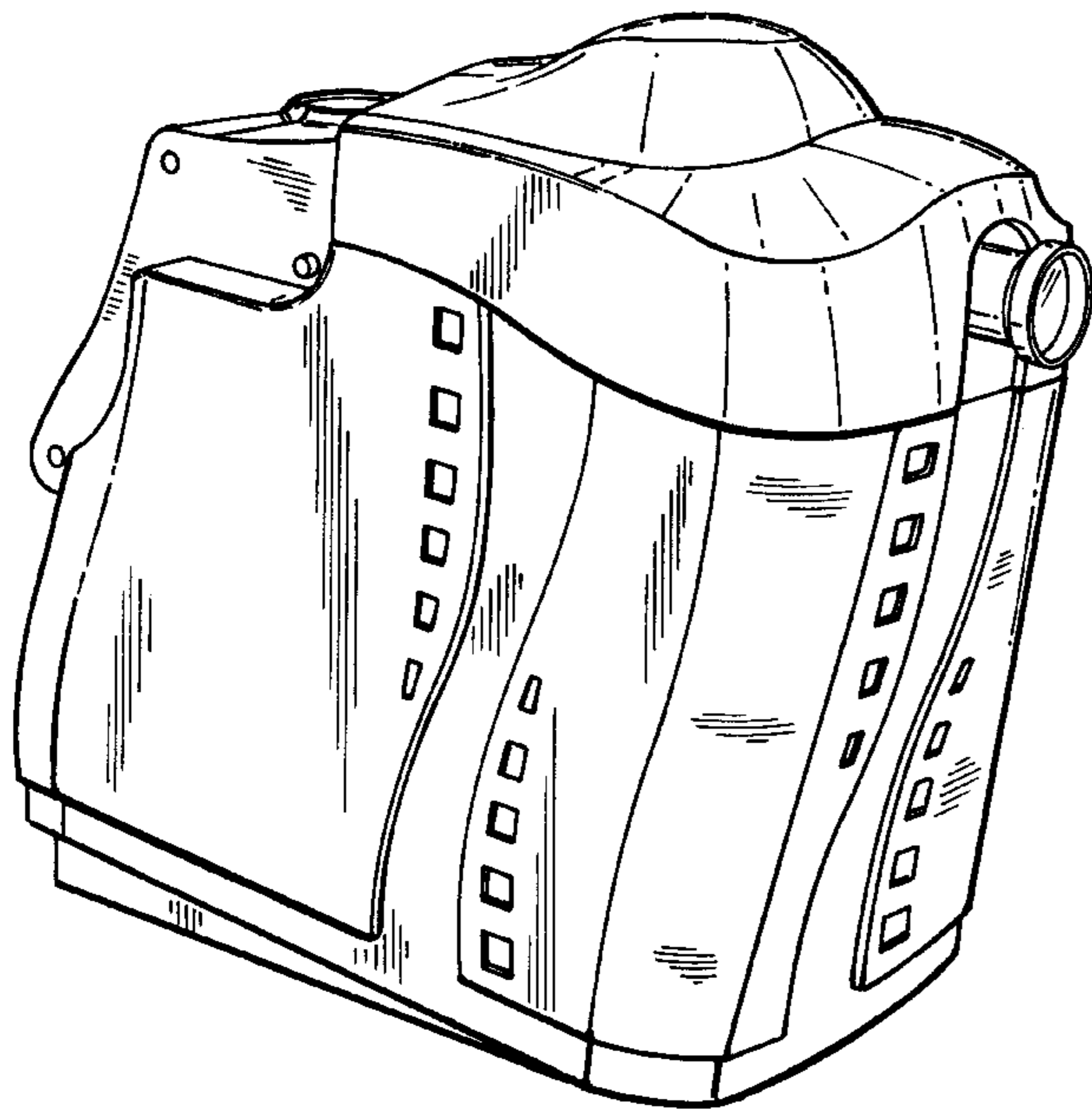
FIG. 3 is a bottom plan view thereof;

FIG. 4 is a side elevational view from the right in FIG. 1;

FIG. 5 is an elevational view from the left in FIG. 1; and,

FIG. 6 is a top plan view.

1 Claim, 5 Drawing Sheets



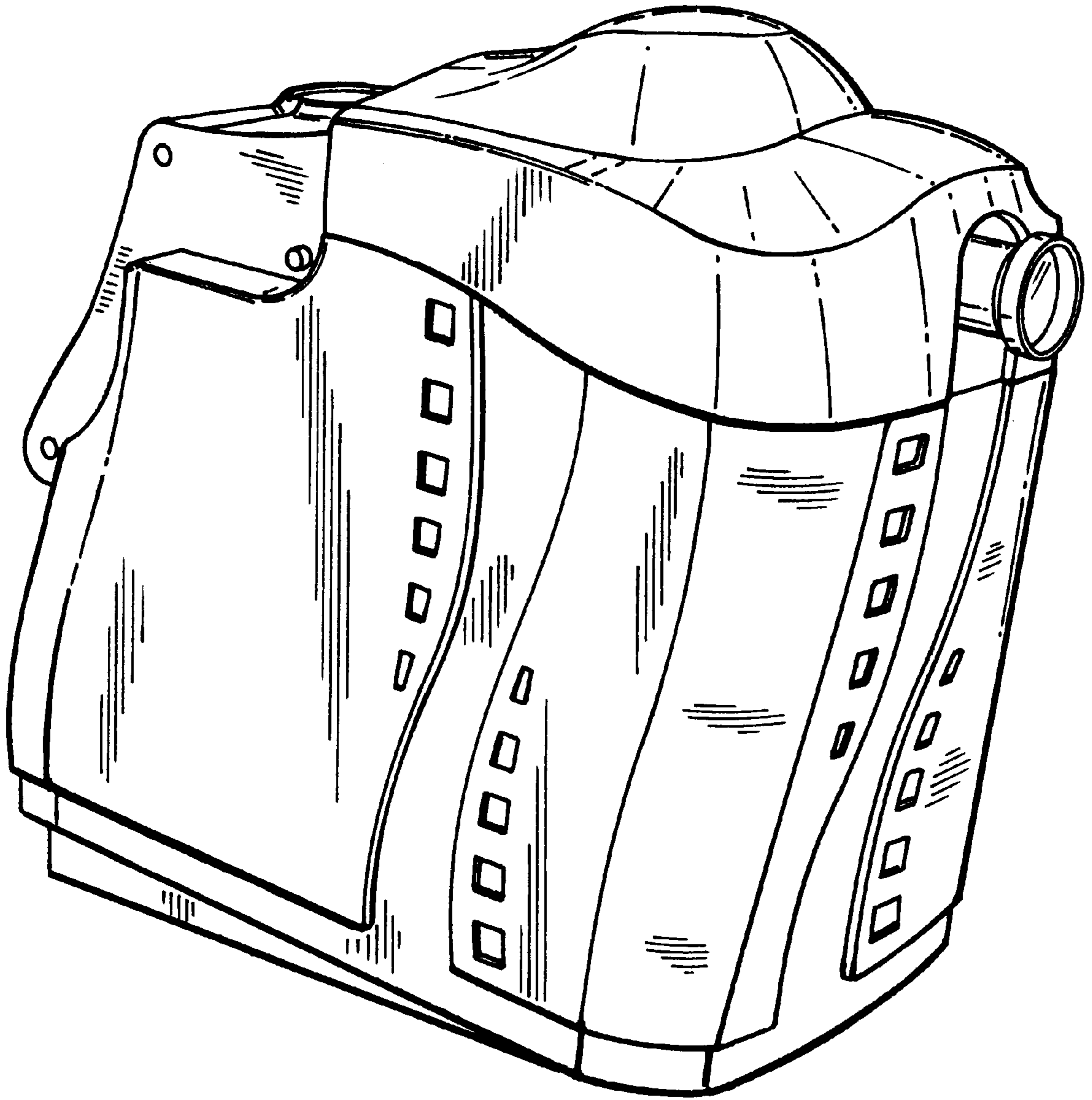


FIG. 1.




FIG. 2.

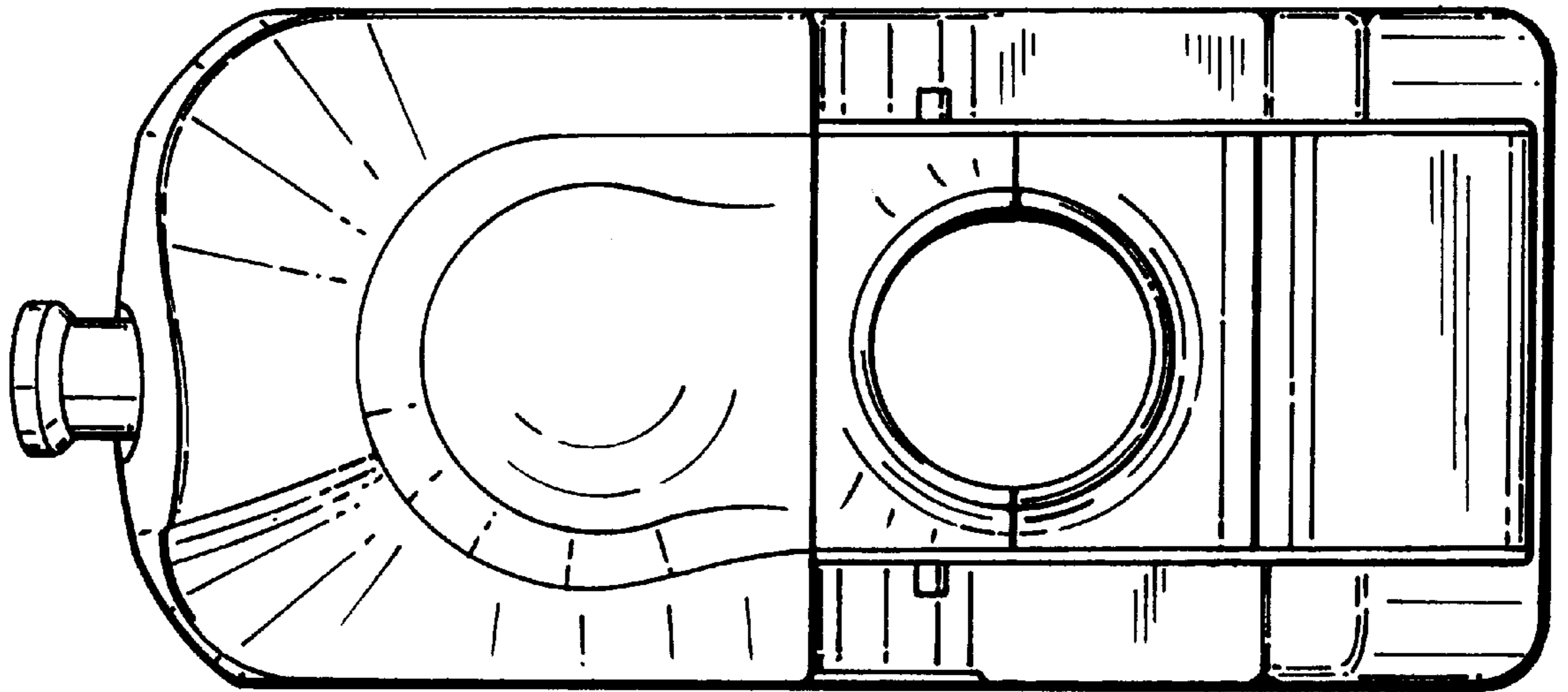


FIG. 6.

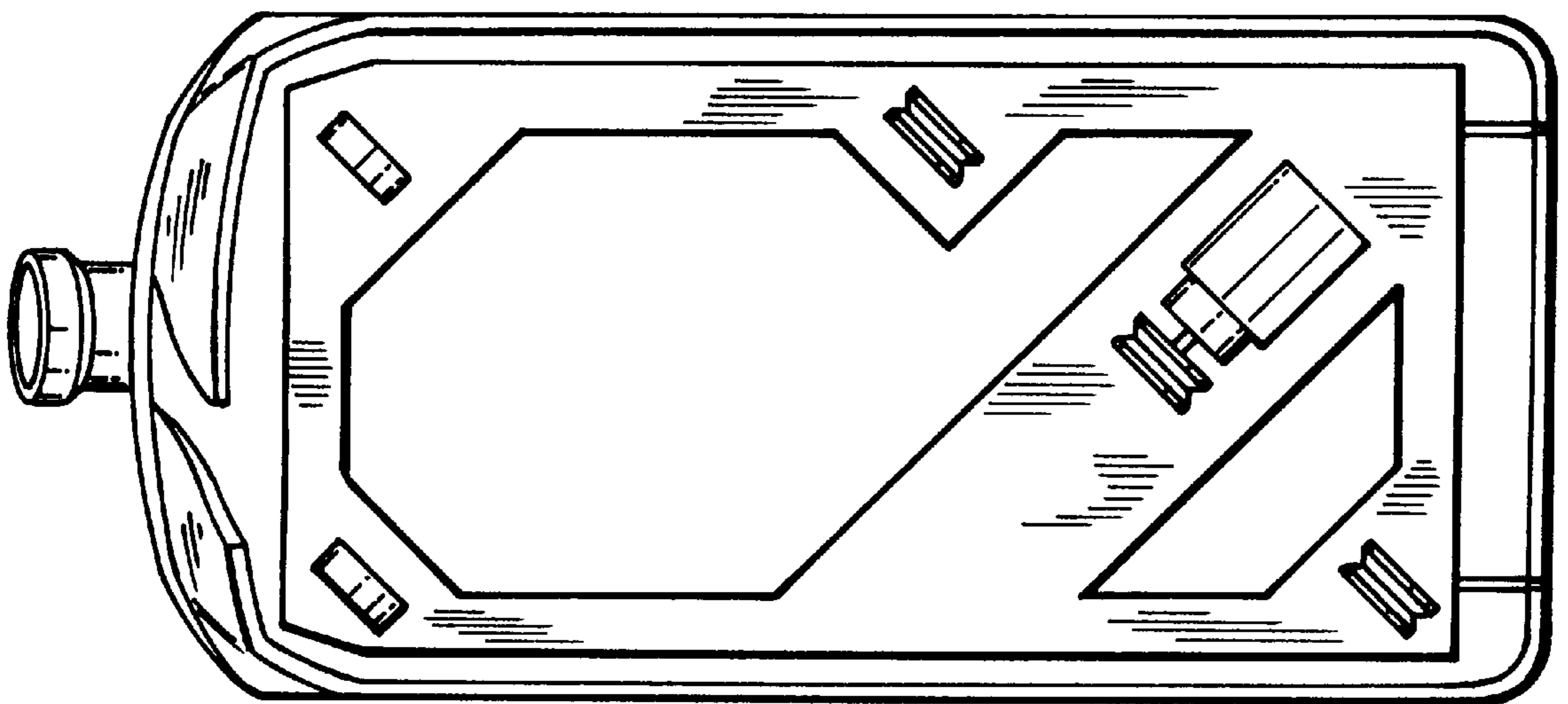


FIG. 3.




FIG. 4.




FIG. 5.