



US00D411975S

United States Patent [19] Spencer

[11] **Patent Number: Des. 411,975**

[45] **Date of Patent: ** Jul. 13, 1999**

[54] **LICENSE PLATE FRAME**

[76] Inventor: **Paul E. Spencer**, 19475 Beacon Lite Rd., Monument, Colo. 80132

[**] Term: **14 Years**

[21] Appl. No.: **29/095,317**

[22] Filed: **Oct. 19, 1998**

D. 385,244 10/1997 Spencer D12/193
D. 398,270 9/1998 Spencer D12/193
D. 402,610 12/1998 Spencer D12/193

Primary Examiner—Doris V. Coles
Assistant Examiner—Stacia Sinuik
Attorney, Agent, or Firm—Timothy Thut Tyson; Freilich Hornbaker & Rosen

Related U.S. Application Data

[51] **LOC (6) Cl.** **12-16**

[52] **U.S. Cl.** **D12/193**

[58] **Field of Search** D12/193, 203;
D6/300-303, 310; D20/13, 35; D11/99,
133; 40/200-203, 209-210; D25/138, 157

[56] References Cited

U.S. PATENT DOCUMENTS

D. 233,663 11/1974 Facer et al. D25/138
D. 290,833 7/1987 Walters D12/203
D. 327,047 6/1992 Corey D12/193
D. 377,927 2/1997 Kreidt D12/193

[57] CLAIM

The ornamental design for a license plate frame, as shown and described.

DESCRIPTION

FIG. 1 is front elevation view of a license plate frame showing my new design;

FIG. 2 is a top plan view thereof, the bottom plan view being the same;

FIG. 3 is a right side elevation view thereof, the left side elevation view being the same;

FIG. 4 is rear elevation view thereof; and,

FIG. 5 is a sectional view taken along line 5 - 5 of FIG. 1.

1 Claim, 2 Drawing Sheets




FIG. 1

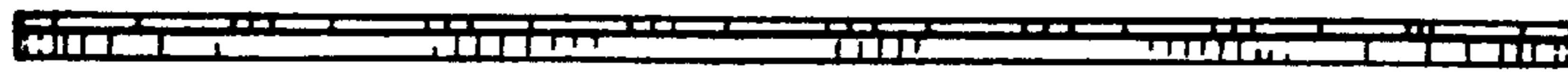



FIG. 3



FIG. 2

FIG. 4

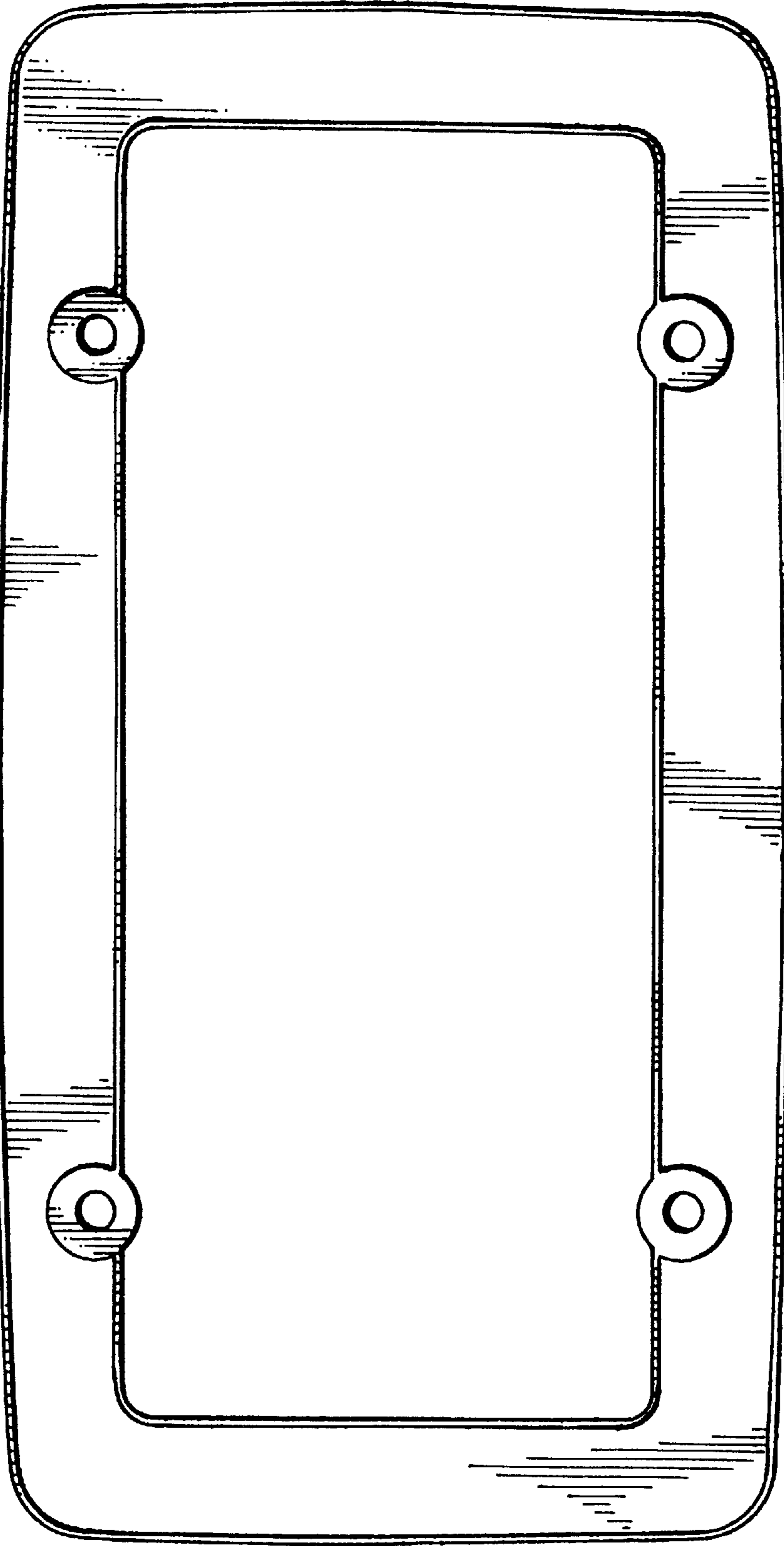


FIG. 5