



US00D411966S

United States Patent [19] Battles

[11] **Patent Number: Des. 411,966**

[45] **Date of Patent: ** Jul. 13, 1999**

[54] **PAGER CONCEALING JEWELRY PIECE**

D. 360,414 7/1995 Wong D14/299

[76] Inventor: **Julie A. Battles**, 30 Rosy Finch La.,
Aliso Viejo, Calif. 92656

D. 398,607 9/1998 Hanafsa et al. D14/191

D. 402,987 12/1998 Wicks D11/79

[**] Term: **14 Years**

Primary Examiner—Ralf Seifert

[21] Appl. No.: **29/094,828**

[57] CLAIM

[22] Filed: **Oct. 13, 1998**

The ornamental design for a pager concealing jewelry piece,
as shown and described.

[51] **LOC (6) Cl.** **11-01**

DESCRIPTION

[52] **U.S. Cl.** **D11/81; D11/108**

[58] **Field of Search** D11/1, 2, 7, 40,
D11/42, 43, 44, 48, 70, 79-81, 95-96,
99, 108; 63/1.1, 2, 20; D14/124, 188, 191,
192, 299; 340/311.1; 455/38.1-38.4, 90,
92

FIG. 1 is a front elevational view of the pager concealing
jewelry piece showing my new design;

FIG. 2 is a rear elevational view thereof;

FIG. 3 is a left side elevational view thereof;

FIG. 4 is a right side elevational view thereof;

FIG. 5 is a top plan view thereof; and,


FIG. 6 is a bottom plan view thereof.

[56] References Cited

U.S. PATENT DOCUMENTS

D. 137,411 3/1944 Peyrot D11/70

1 Claim, 2 Drawing Sheets






Fig. 1

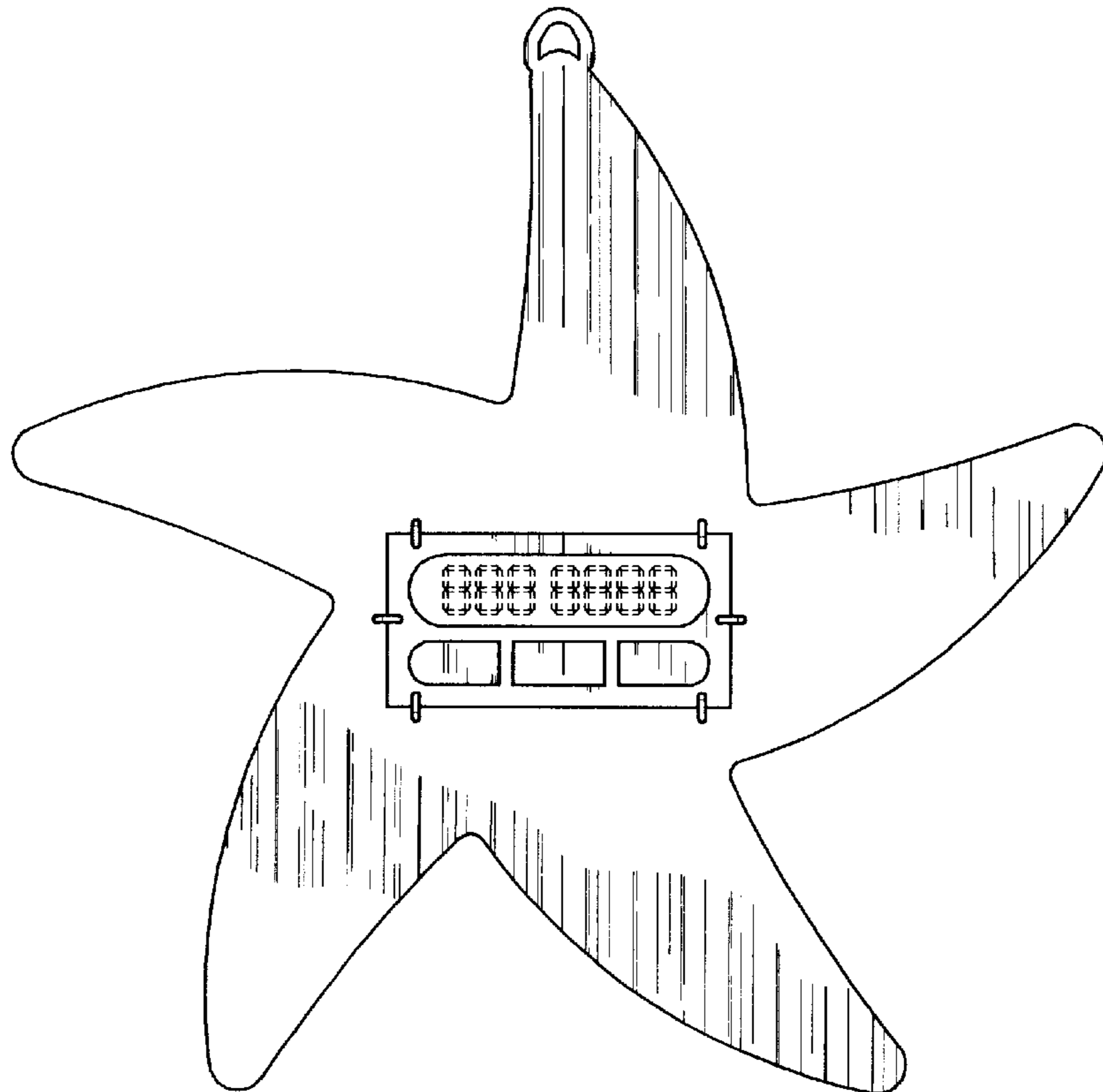


Fig. 2

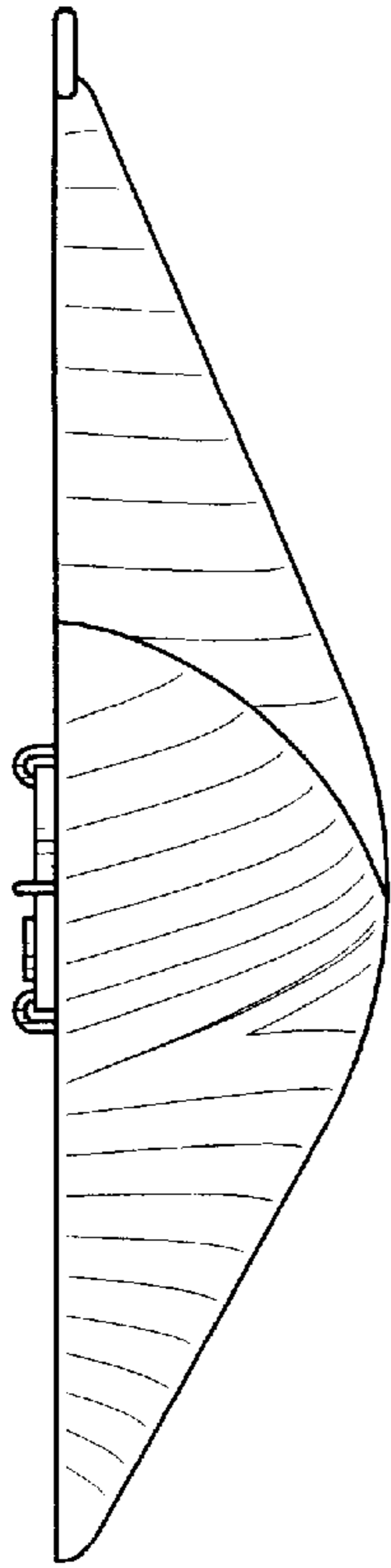


Fig. 3

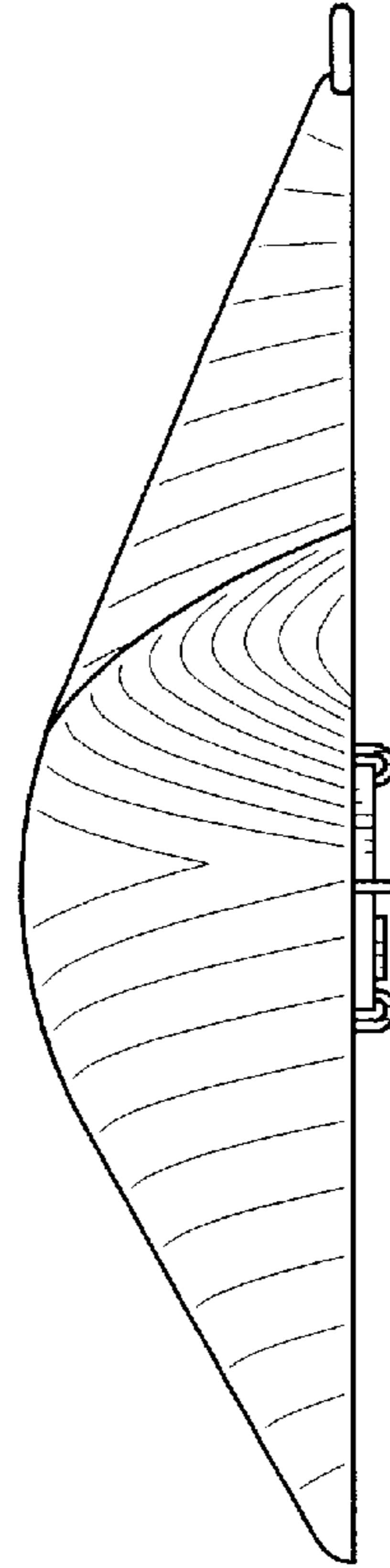


Fig. 4

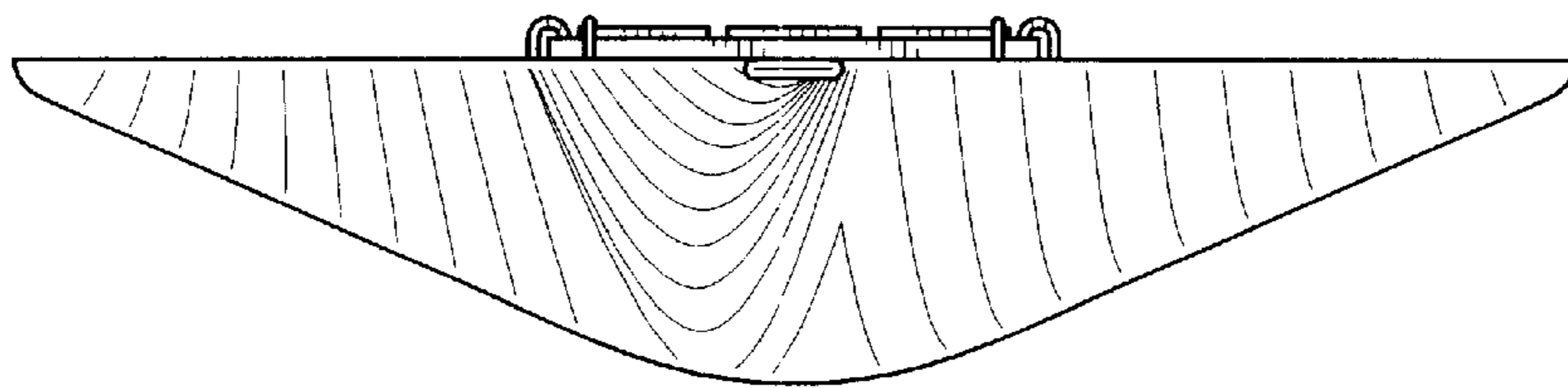


Fig. 5

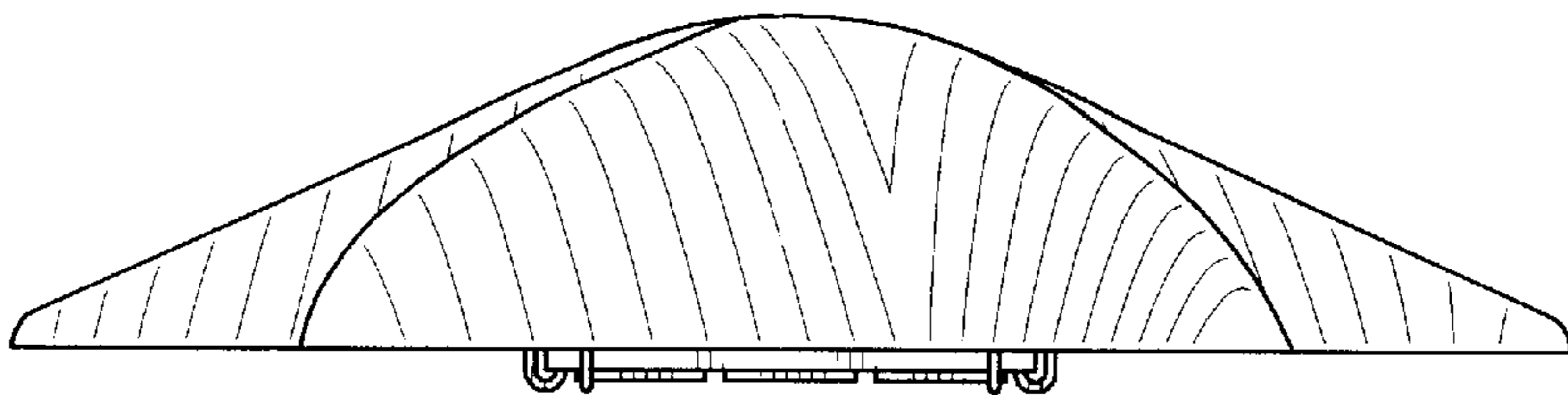


Fig. 6