



US00D411956S

United States Patent [19]

Sugita et al.

[11] Patent Number: **Des. 411,956**

[45] Date of Patent: **** Jul. 13, 1999**

[54] **WATCH CASE**

[75] Inventors: **Shoichi Sugita, Wako; Koutarou Nakazato, Tachikawa, both of Japan**

[73] Assignee: **Casio Keisanki Kabushiki Kaisha, Tokyo, Japan**

[**] Term: **14 Years**

[21] Appl. No.: **29/094,885**

[22] Filed: **Oct. 13, 1998**

D. 339,750	9/1993	Nakai	D10/38
D. 349,061	7/1994	Morishima	D10/38
D. 354,237	1/1995	Ishizaka	D10/31
D. 354,242	1/1995	Hanagata	D10/39
D. 355,377	2/1995	Morishima	D10/38
D. 396,644	8/1998	Moriai	D10/30
D. 404,657	1/1999	Yamamoto	D10/30

Primary Examiner—Nelson C. Holtje
Attorney, Agent, or Firm—Frishauf, Holtz, Goodman, Langer & Chick

Related U.S. Application Data

- [51] **LOC (6) Cl.** **10-02**
- [52] **U.S. Cl.** **D10/30; D10/38**
- [58] **Field of Search** D10/1-40, 122-132;
368/280-282, 276-277, 28-30, 285, 239-242,
82-84, 41-44

References Cited

U.S. PATENT DOCUMENTS

- D. 315,512 3/1991 Houlihan D10/30
- D. 333,100 2/1993 Morishima D10/38


CLAIM

The ornamental design for watch case, as shown.

DESCRIPTION

FIG. 1 is a front elevational view of watch case showing our new design;
 FIG. 2 is a right side elevational view thereof;
 FIG. 3 is a left side elevational view thereof;
 FIG. 4 is a top plan view thereof;
 FIG. 5 is a bottom plan view thereof;
 FIG. 6 is a rear elevational view thereof; and,
 FIG. 7 is a perspective view thereof.

1 Claim, 2 Drawing Sheets



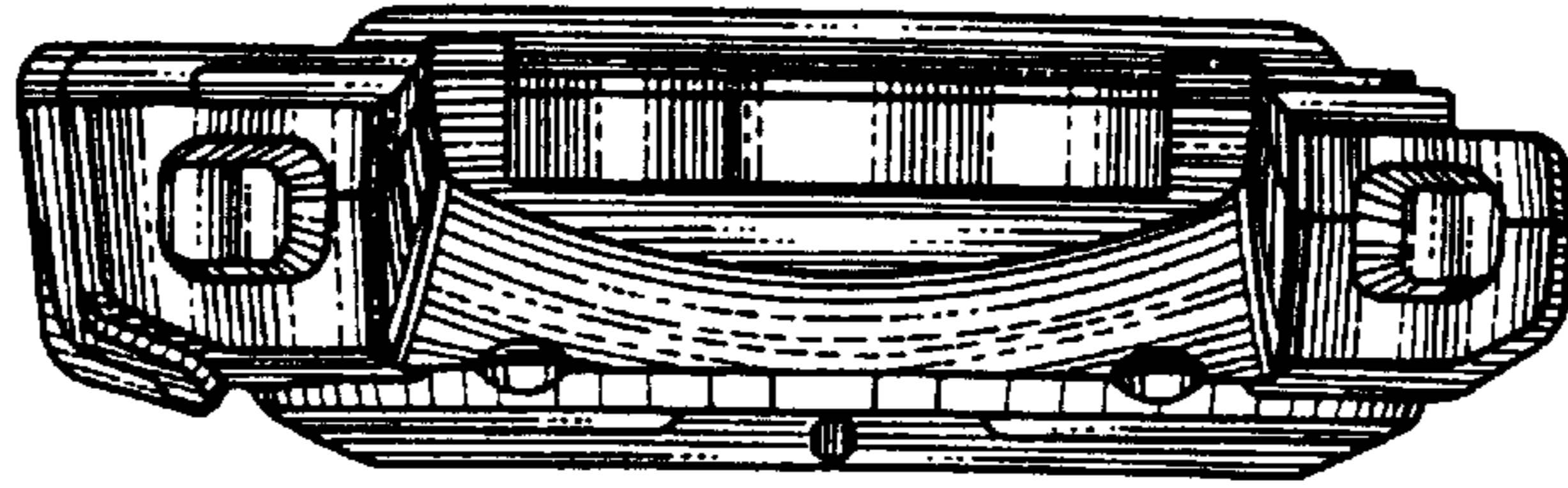


FIG. 4

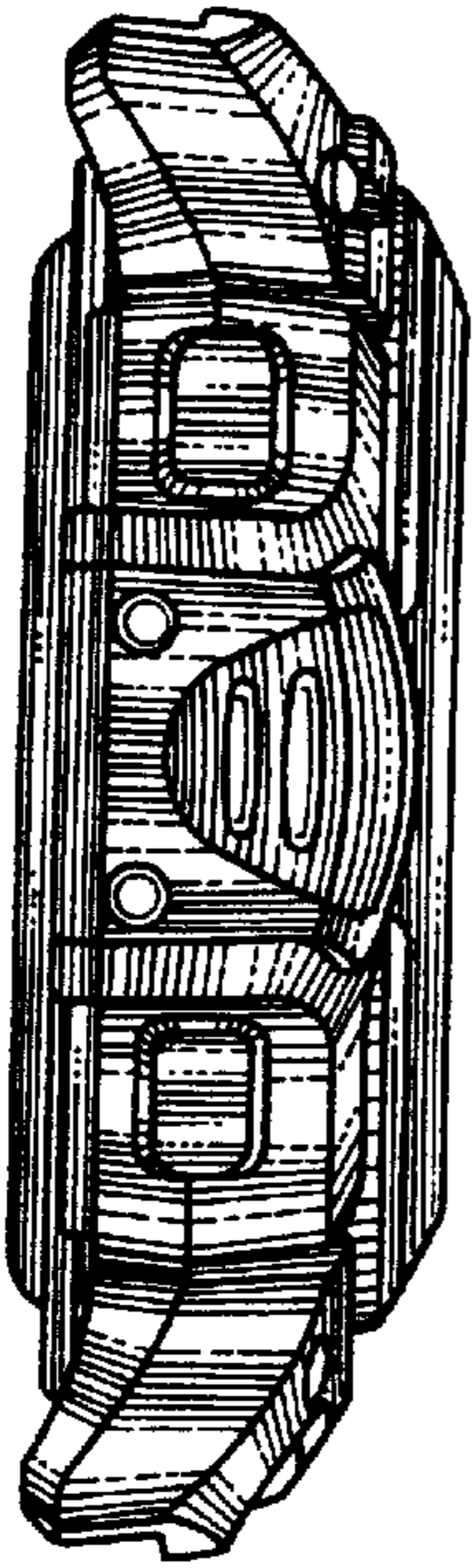


FIG. 3




FIG. 1

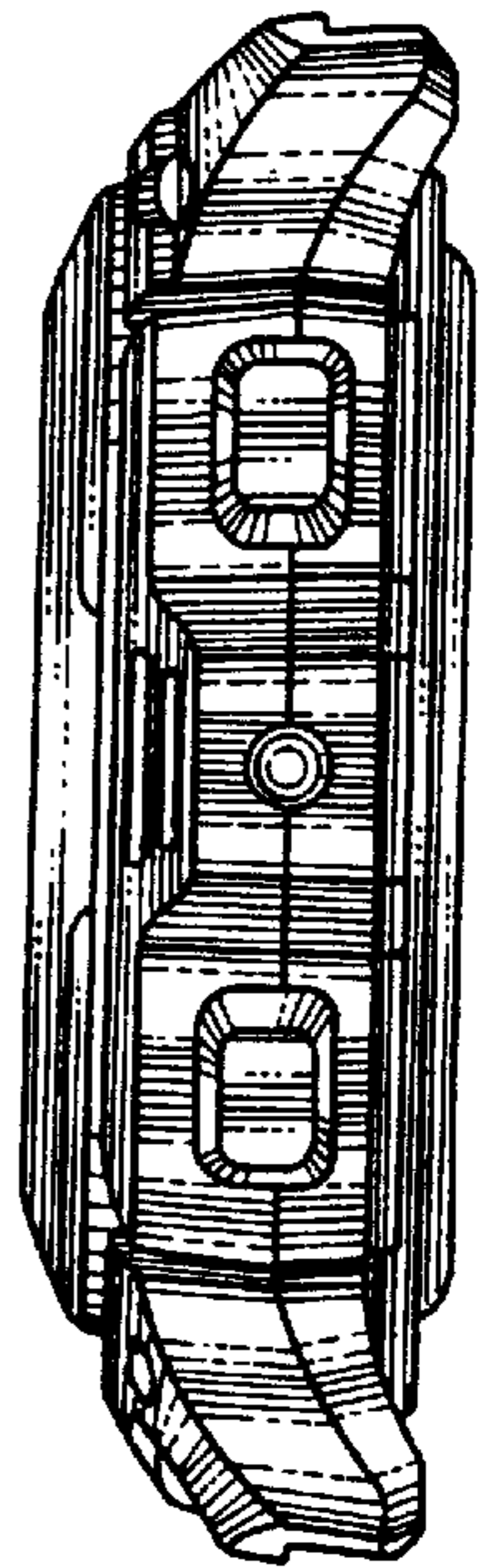


FIG. 2

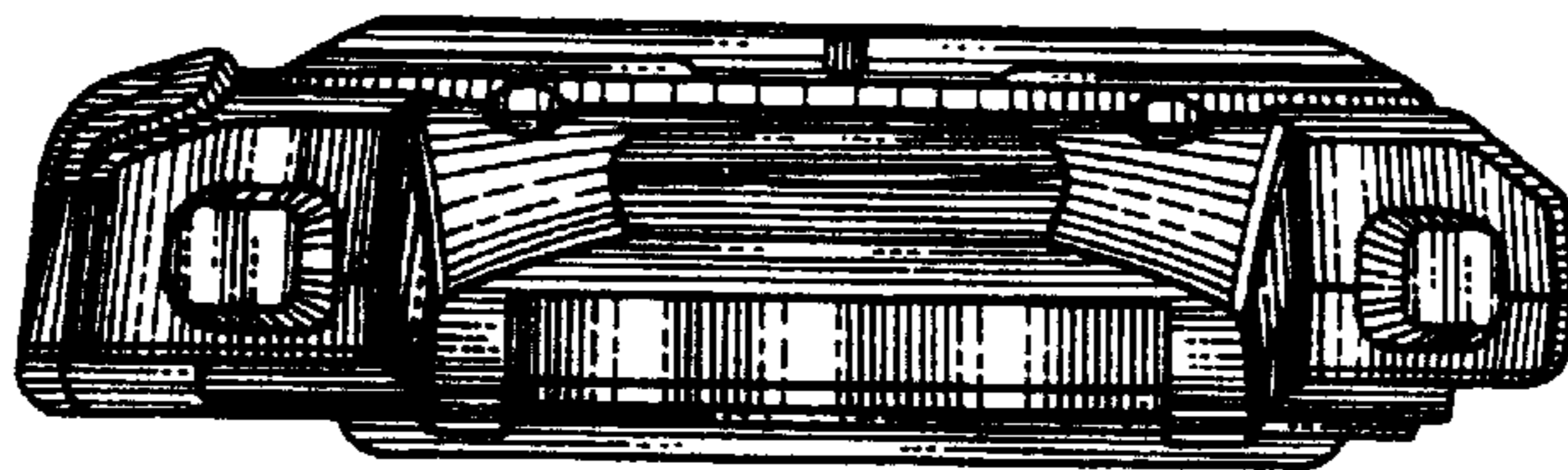


FIG. 5

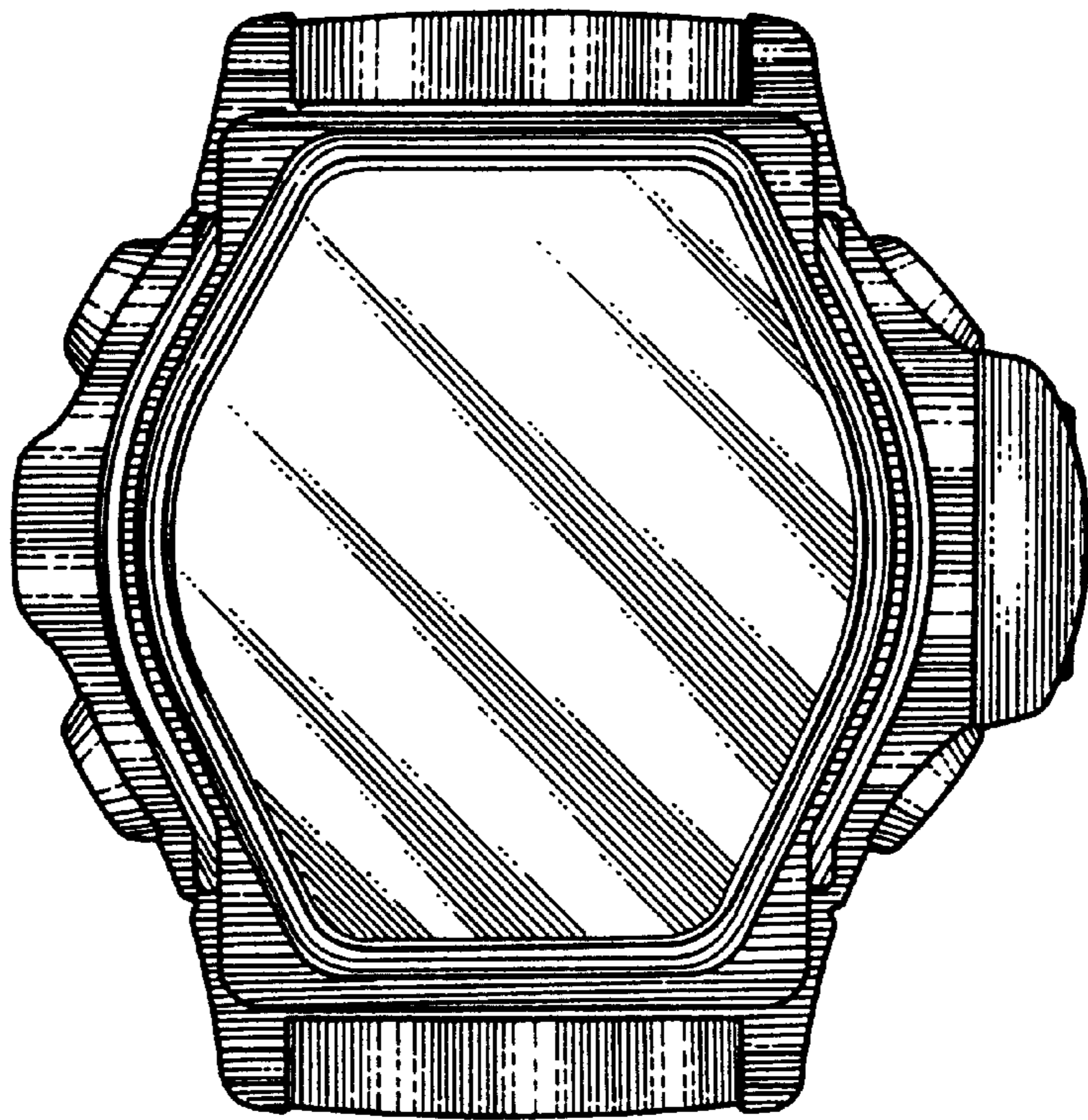


FIG. 6

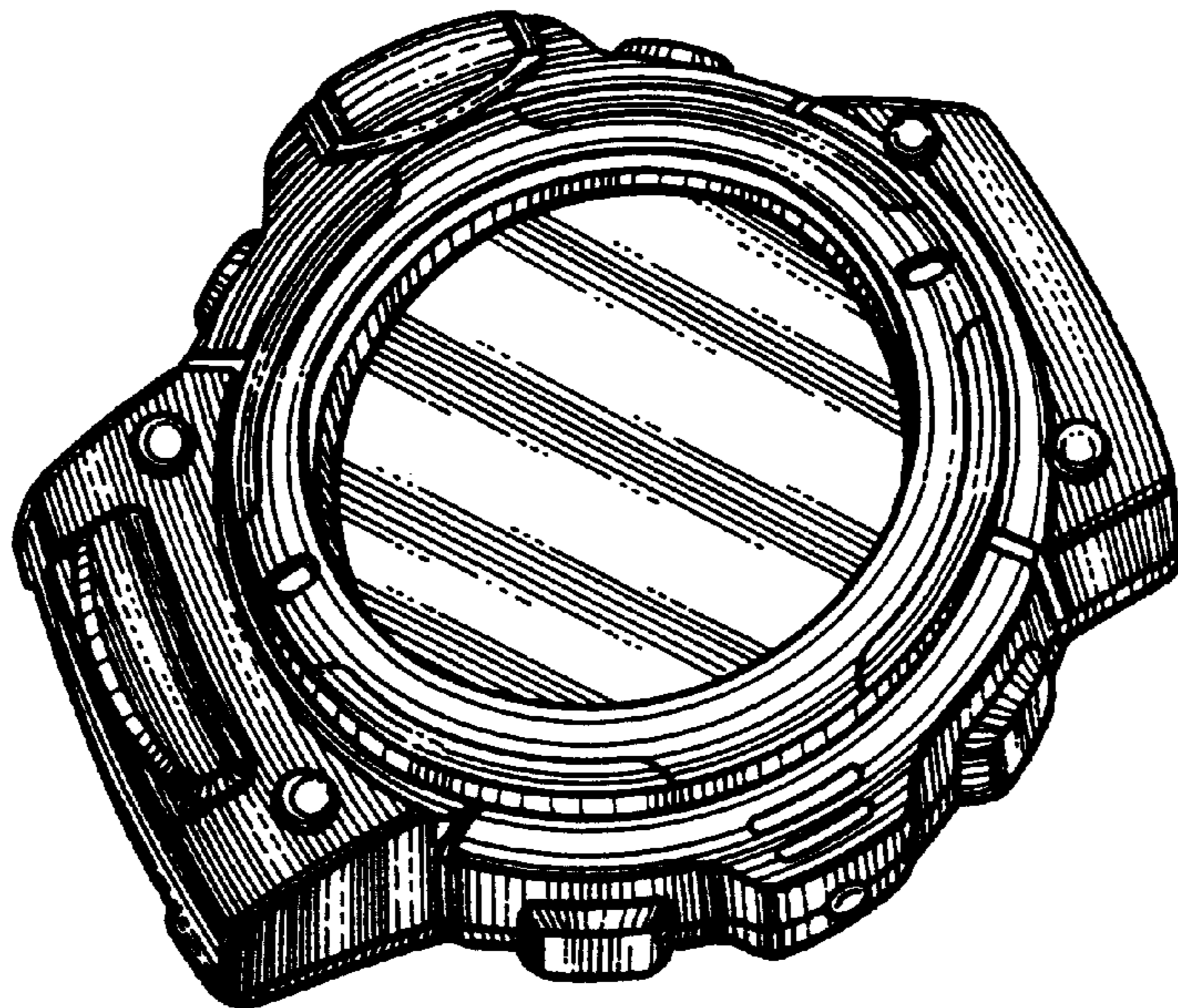


FIG. 7