



US00D411942S

United States Patent [19] Janky

[11] **Patent Number: Des. 411,942**

[45] **Date of Patent: ** Jul. 13, 1999**

[54] **HAND TOOL**

5,347,718 9/1994 Turner 30/309 X

[76] Inventor: **Greg Janky**, 894 Lockhaven Dr., Los Altos, Calif. 94024

Primary Examiner—Alan P. Douglas
Assistant Examiner—Lavone D. Tabor
Attorney, Agent, or Firm—William E. Pelton, Esq.

[**] Term: **14 Years**

[21] Appl. No.: **29/067,090**

[22] Filed: **Mar. 4, 1997**

[57] **CLAIM**

An ornamental design for a hand tool, as shown and described.

[51] **LOC (6) Cl.** **08-01**

[52] **U.S. Cl.** **D8/1; D8/10**

[58] **Field of Search** D8/7, 11, 12, 1; 172/371, 381; 30/309, 317, 356

DESCRIPTION

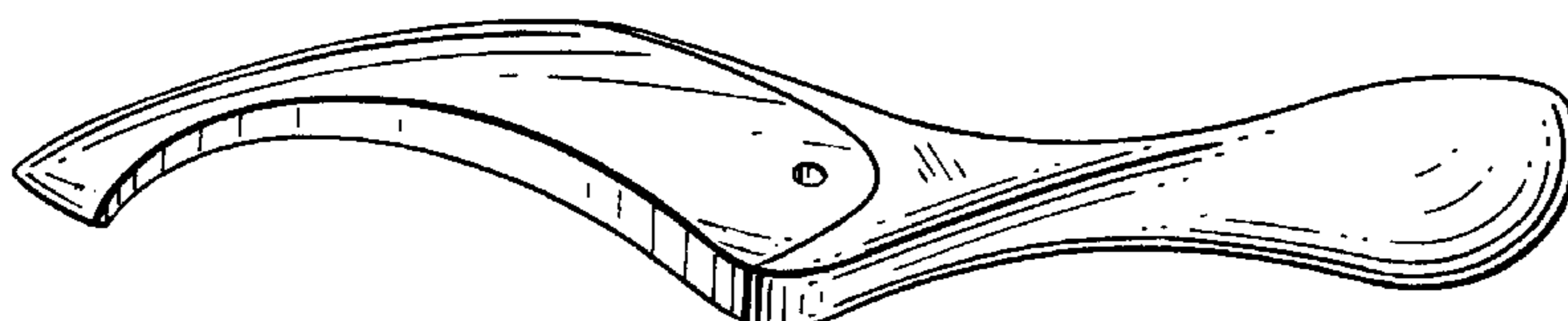
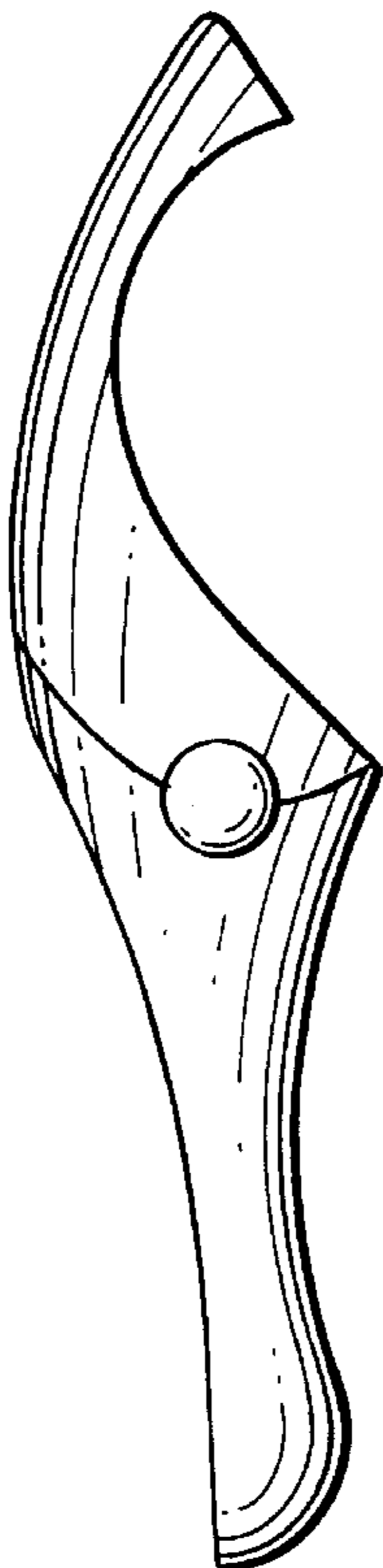
FIG. 1 is a top plan view of a hand tool showing my new design;
FIG. 2 is a right side elevational view thereof;
FIG. 3 is a bottom plan view thereof;
FIG. 4 is a left side elevational view thereof;
FIG. 5 is a rear end elevational view thereof;
FIG. 6 is a front end elevational view thereof; and,
FIG. 7 is a bottom perspective view thereof.

[56] **References Cited**

U.S. PATENT DOCUMENTS

- D. 183,916 11/1958 Derwallis D8/12
- 671,231 4/1901 Poindexter .
- 1,546,875 7/1925 Feller 30/317 X
- 4,521,964 6/1985 Maruyama .

1 Claim, 4 Drawing Sheets



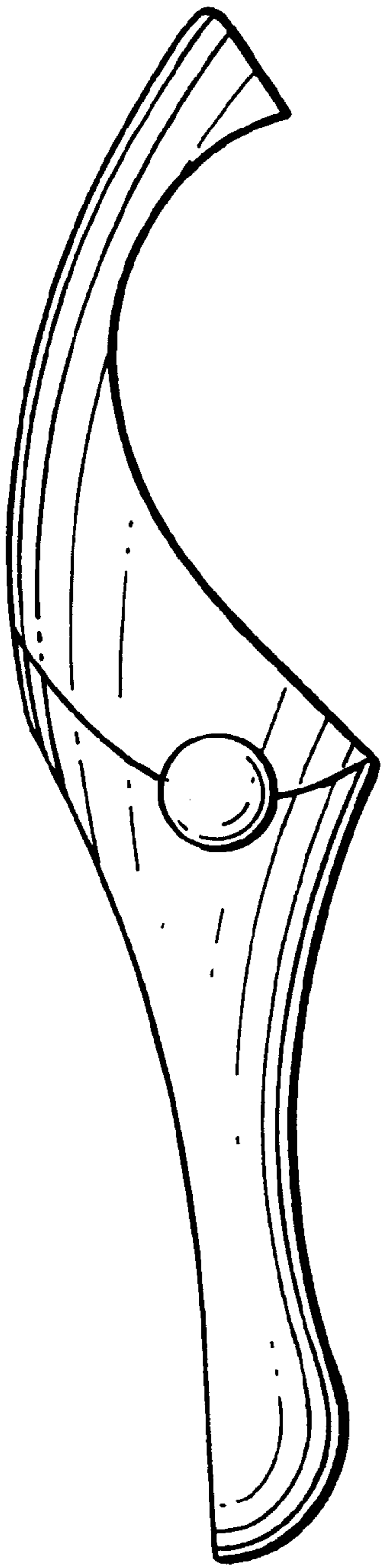


FIG. 1



FIG. 2

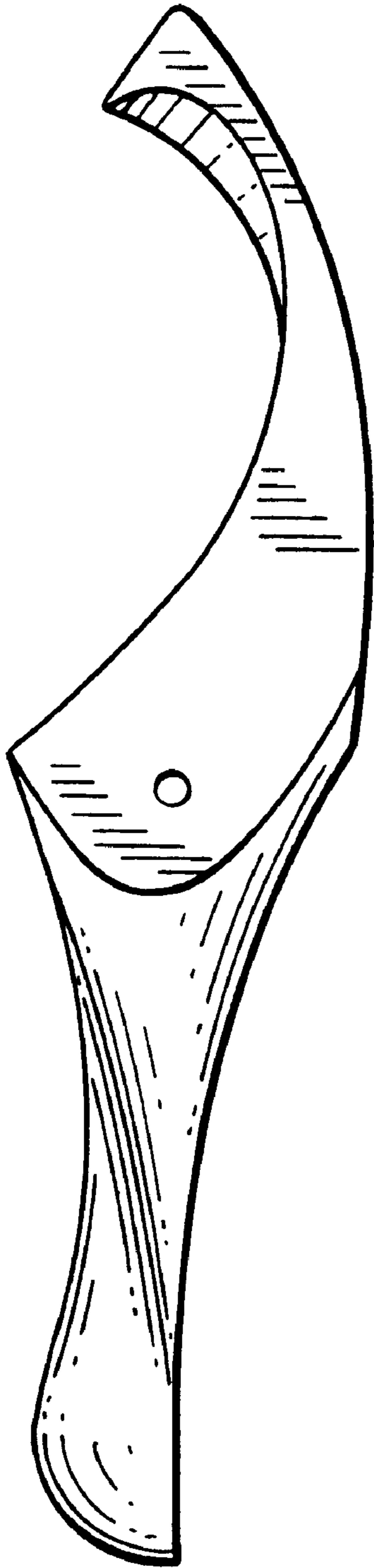


FIG. 3



FIG. 4




FIG. 5




FIG. 6

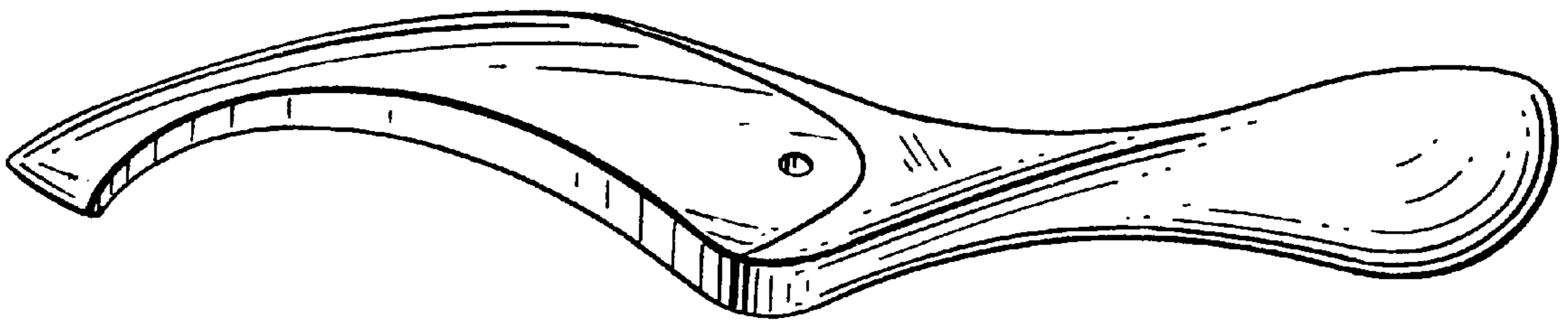


FIG. 7