



US00D411939S

United States Patent [19]
Morrison

[11] **Patent Number: Des. 411,939**

[45] **Date of Patent: ** Jul. 13, 1999**

[54] **FLATWARE HANDLE**

[75] **Inventor: Scott Morrison, Mt. Kisco, N.Y.**

[73] **Assignee: Excel Importing Corp., Hicksville, N.Y.**

[**] **Term: 14 Years**

[21] **Appl. No.: 29/095,622**

[22] **Filed: Oct. 27, 1998**

[51] **LOC (6) Cl. 07-03**

[52] **U.S. Cl. D7/401.2**

[58] **Field of Search** D7/642, 645, 649,
D7/653, 662-664, 401.2; 30/147-150, 322,
324

[56] **References Cited**

U.S. PATENT DOCUMENTS

- D. 342,648 12/1993 Cautereels et al. D7/653
- D. 400,060 10/1998 Thompson D7/653

Primary Examiner—Caron D. Veynar

Attorney, Agent, or Firm—Cohen, Pontani, Lieberman & Pavane

[57] **CLAIM**

The ornamental design for a flatware handle, as shown and described.

DESCRIPTION

FIG. 1 is a front view of a flatware handle showing my new design, the broken line showing of a spoon bowl is for illustrative purposes only and forms no part of the claimed design;

FIG. 2 is a side elevational view of the flatware handle of FIG. 1, the opposite side view being a mirror image thereof;

FIG. 3 is a rear elevational view;

FIG. 4 is an end elevational view;

FIG. 5 is a cross-sectional view along the lines 5—5 of FIG. 1; and,

FIG. 6 is a cross-sectional view along the lines 6—6 of FIG. 1.

Figure drawings 5 and 6 are drawn on an enlarged scale.

1 Claim, 1 Drawing Sheet

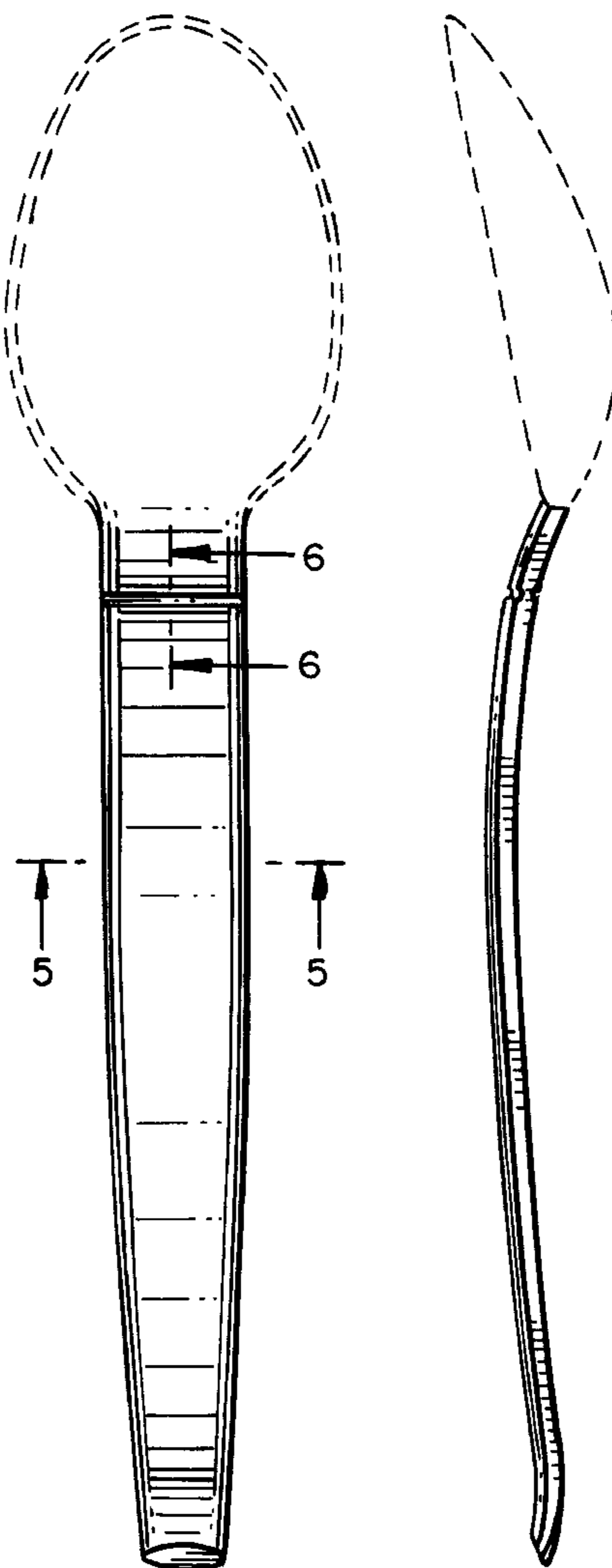


FIG. 1

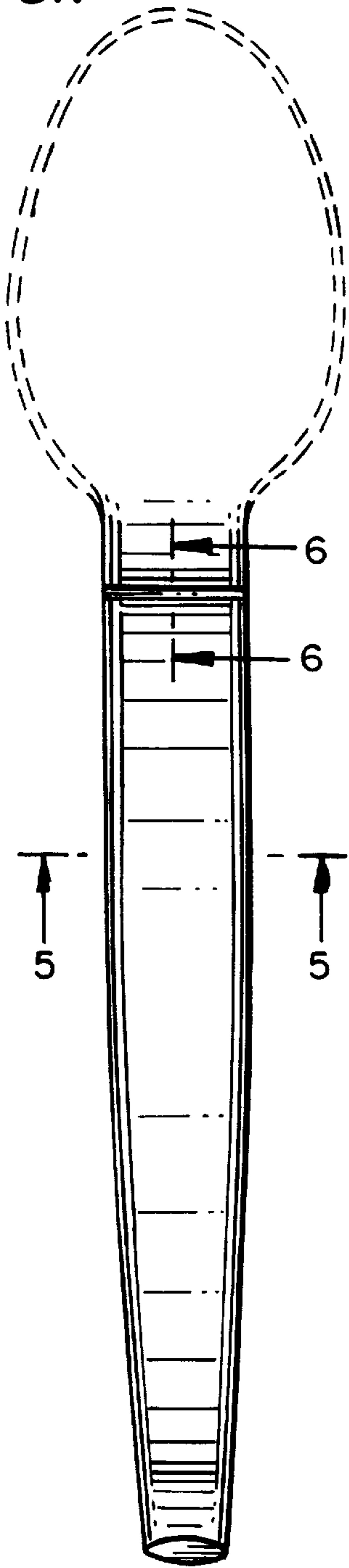


FIG. 2

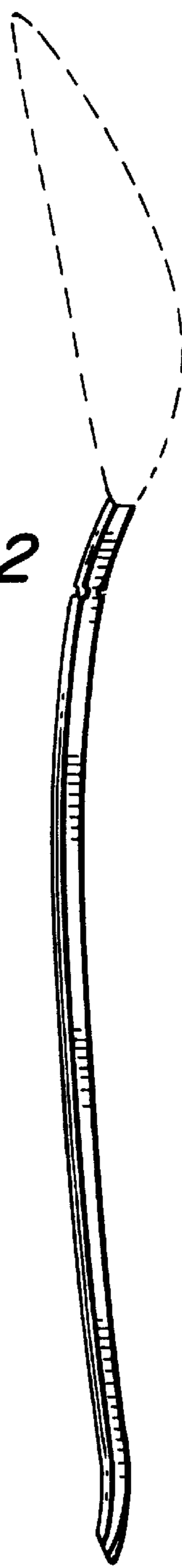


FIG. 3

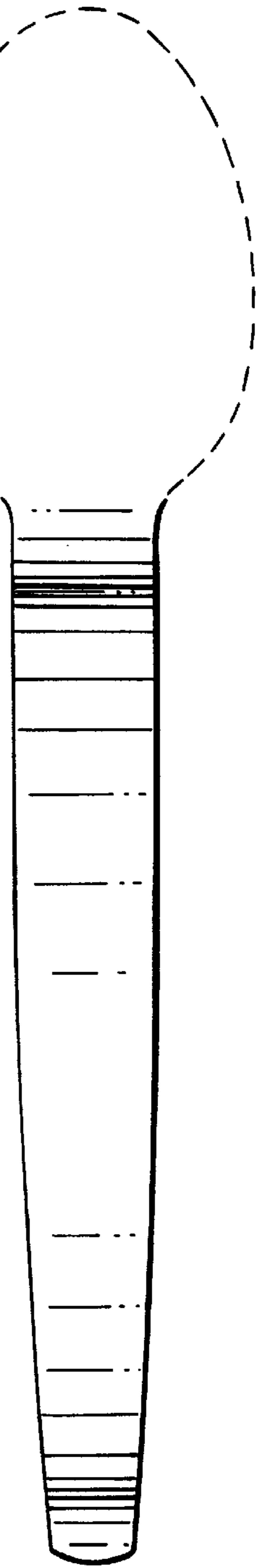


FIG. 4



FIG. 6

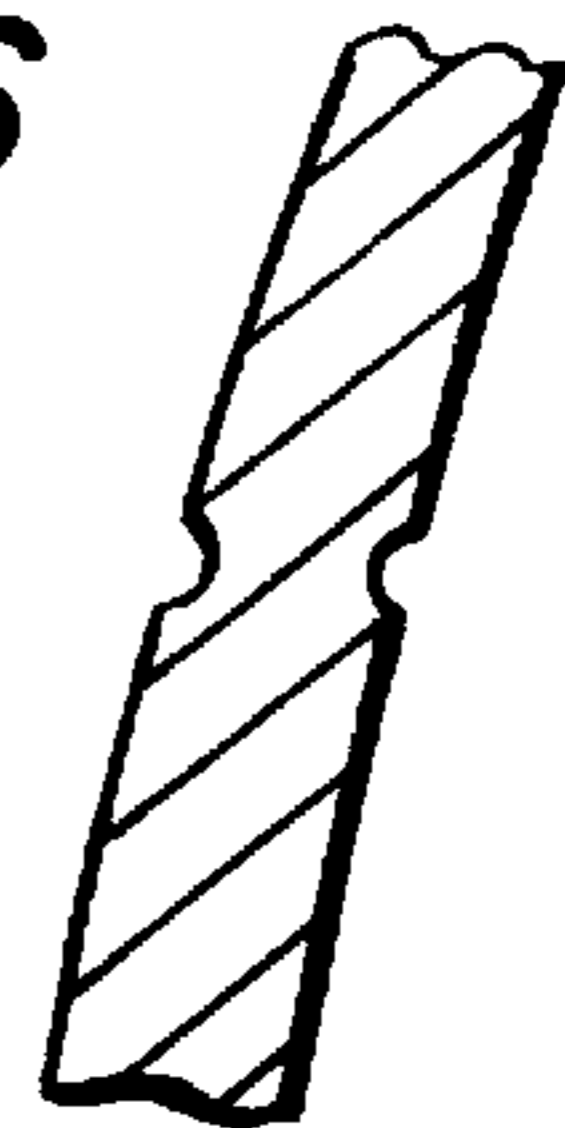


FIG. 5