



US00D411925S

# United States Patent [19] Frinier

[11] **Patent Number: Des. 411,925**  
[45] **Date of Patent: \*\* Jul. 13, 1999**

[54] **CHAIR**  
[75] Inventor: **Richard D. Frinier**, Long Beach, Calif.  
[73] Assignee: **BJIP, Inc.**, Los Angeles, Calif.  
[\*\*] Term: **14 Years**  
[21] Appl. No.: **29/092,206**  
[22] Filed: **Aug. 14, 1998**

D. 358,077 5/1995 Hutton ..... D6/334  
D. 366,572 1/1996 Hess ..... D6/379  
D. 385,425 10/1997 Goetz ..... D6/379  
D. 391,412 3/1998 James et al. .... D6/379

*Primary Examiner*—Gary D. Watson  
*Attorney, Agent, or Firm*—Christie, Parker & Hale, LLP

### [57] CLAIM

The ornamental design for a chair, as shown and described.

### DESCRIPTION

FIG. 1 is a perspective view showing my new design in which the seat surface and the back surface are shown in phantom lines;

FIG. 2 is a front elevational view;

FIG. 3 is a side elevational view taken from the left side of the chair shown in FIG. 1, the opposite side of the chair being a mirror image of the view illustrated in FIG. 3;

FIG. 4 is a rear elevational view; and,

FIG. 5 is a top view.

FIGS. 2 through 5 have been shown on an enlarged scale with respect to FIG. 1. The broken lines showing the seat and backrest surfaces are for illustrative purposes only and form no part of the claimed design.

### Related U.S. Application Data

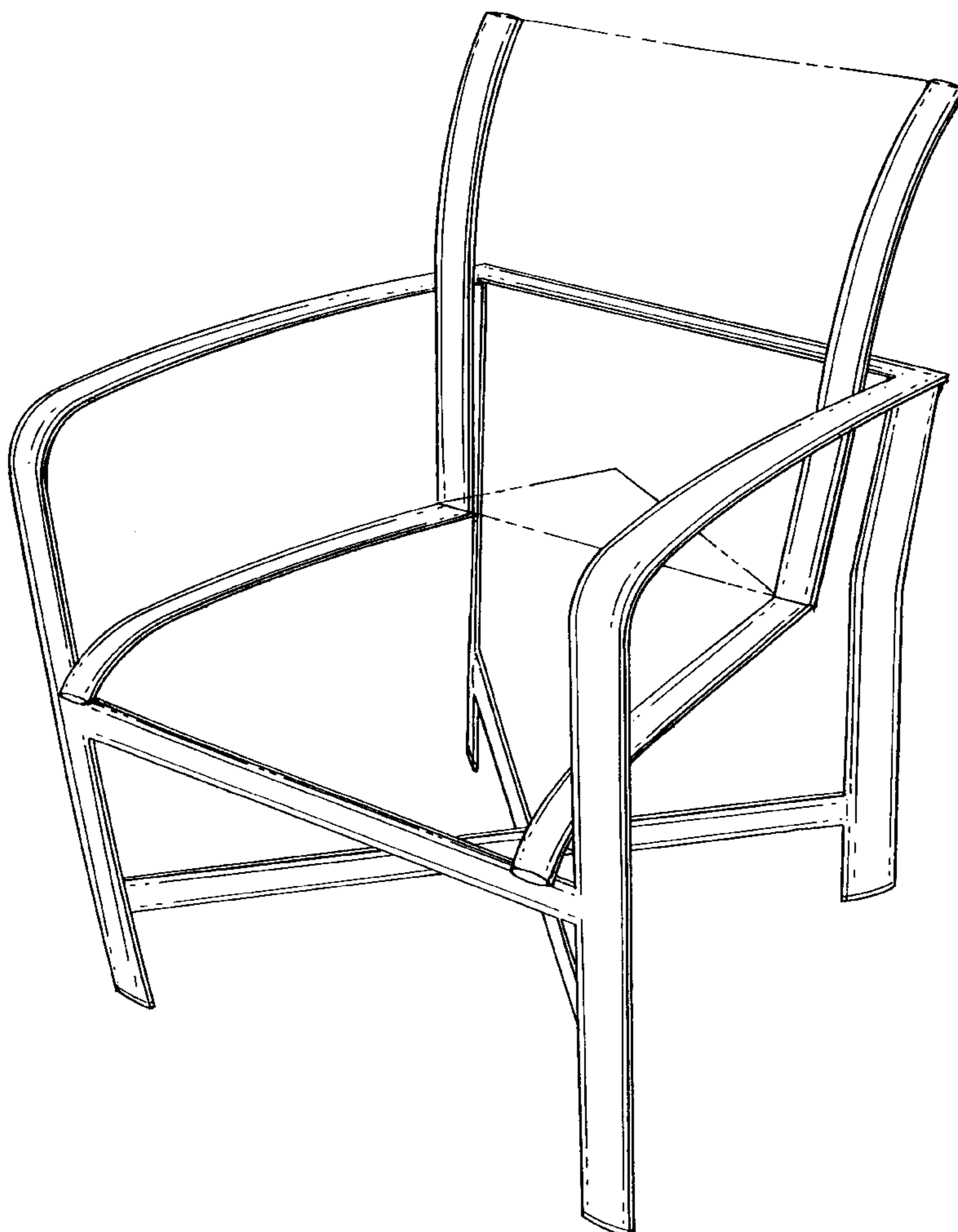
[51] **LOC (6) Cl.** ..... **06-01**  
[52] **U.S. Cl.** ..... **D6/379**  
[58] **Field of Search** ..... D6/334, 374, 376,  
D6/379, 380, 500, 501, 502; 297/445.1,  
446.1

### [56] References Cited

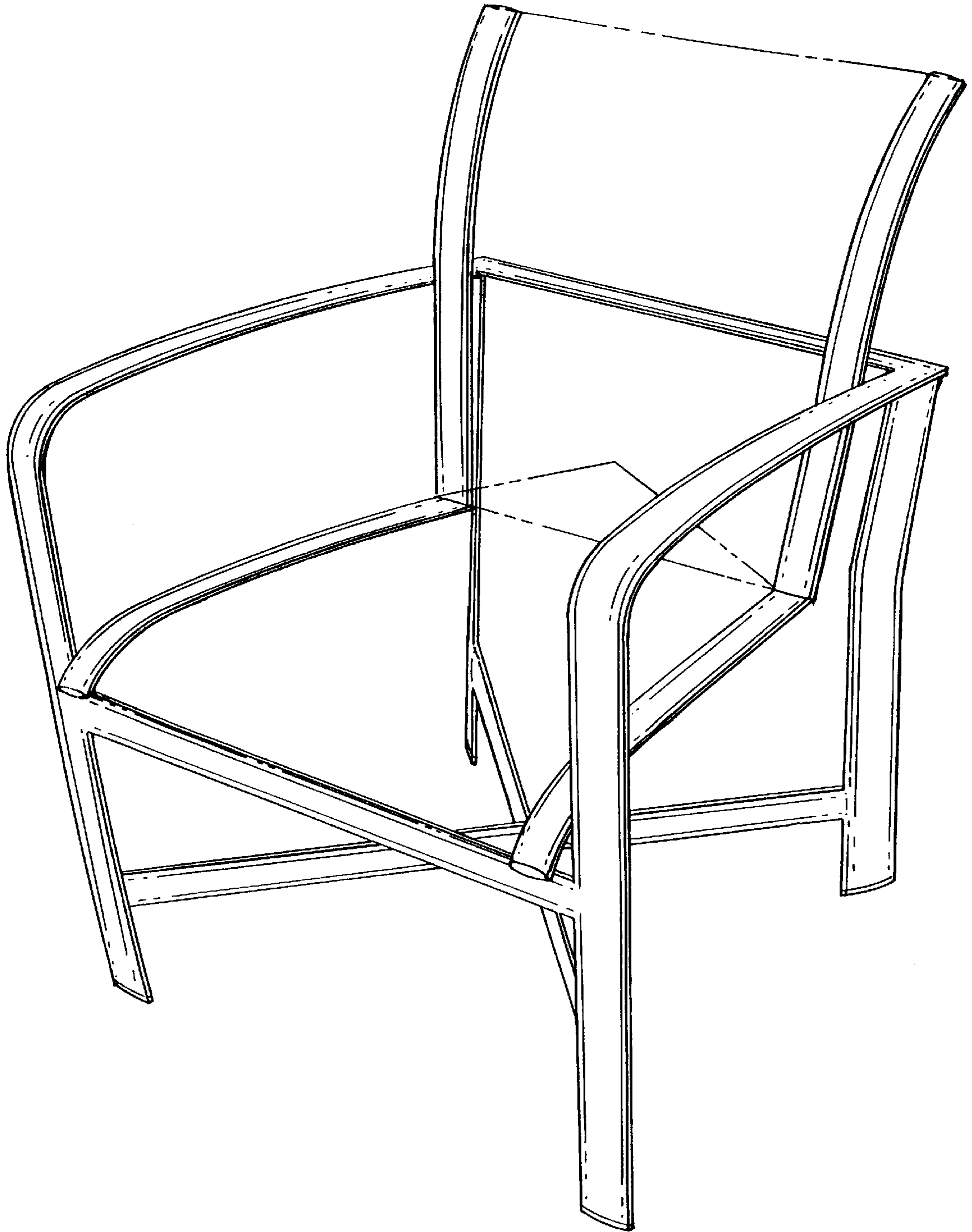
#### U.S. PATENT DOCUMENTS

D. 300,189 3/1989 Frinier ..... D6/379  
D. 302,630 8/1989 Meyer ..... D6/379  
D. 312,005 11/1990 Snodgrass ..... D6/379  
D. 335,971 6/1993 Hess ..... D6/379  
D. 352,618 11/1994 Hess ..... D6/379  
D. 357,135 4/1995 Hess ..... D6/379

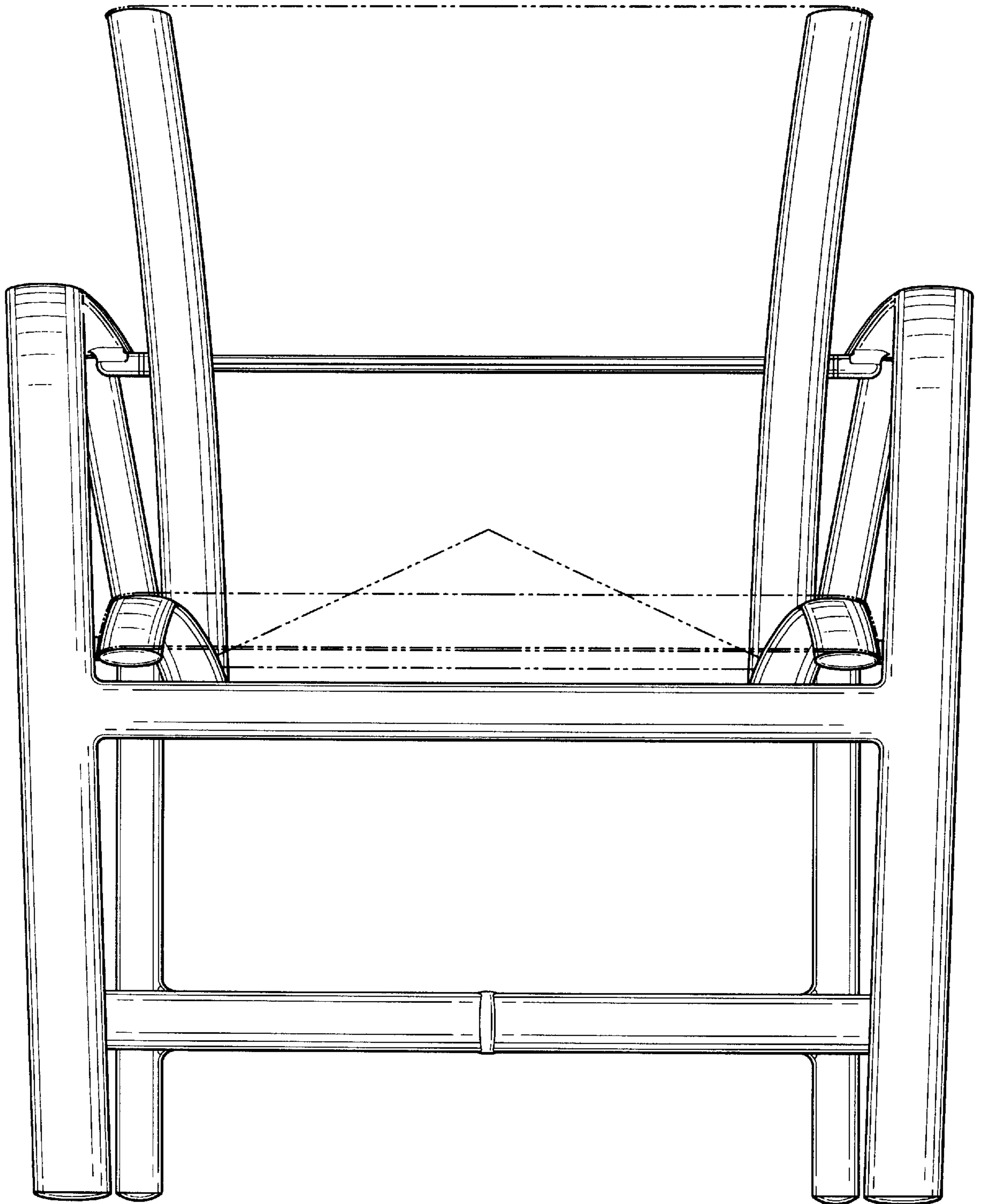
**1 Claim, 5 Drawing Sheets**



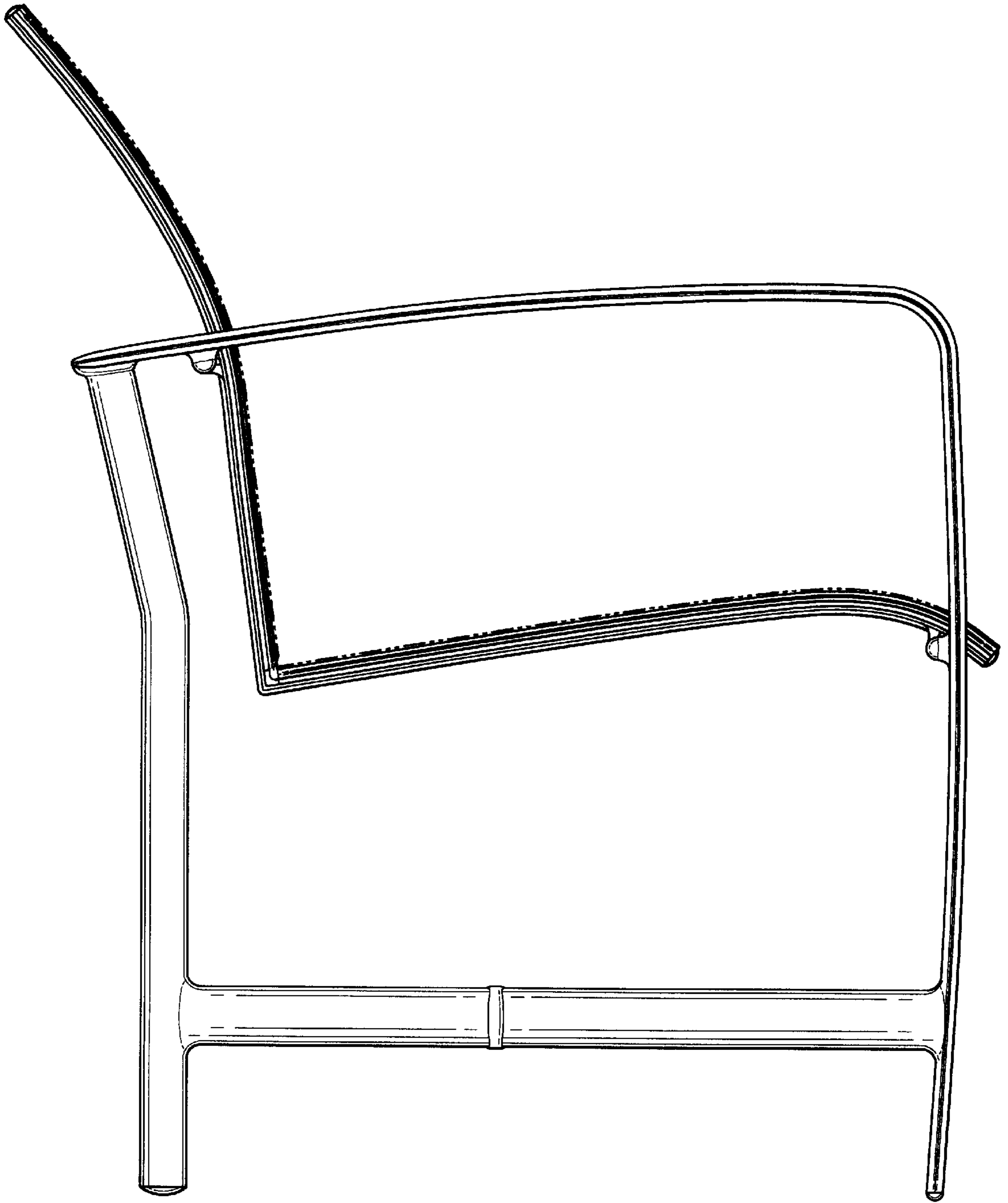
*Fig. 1*



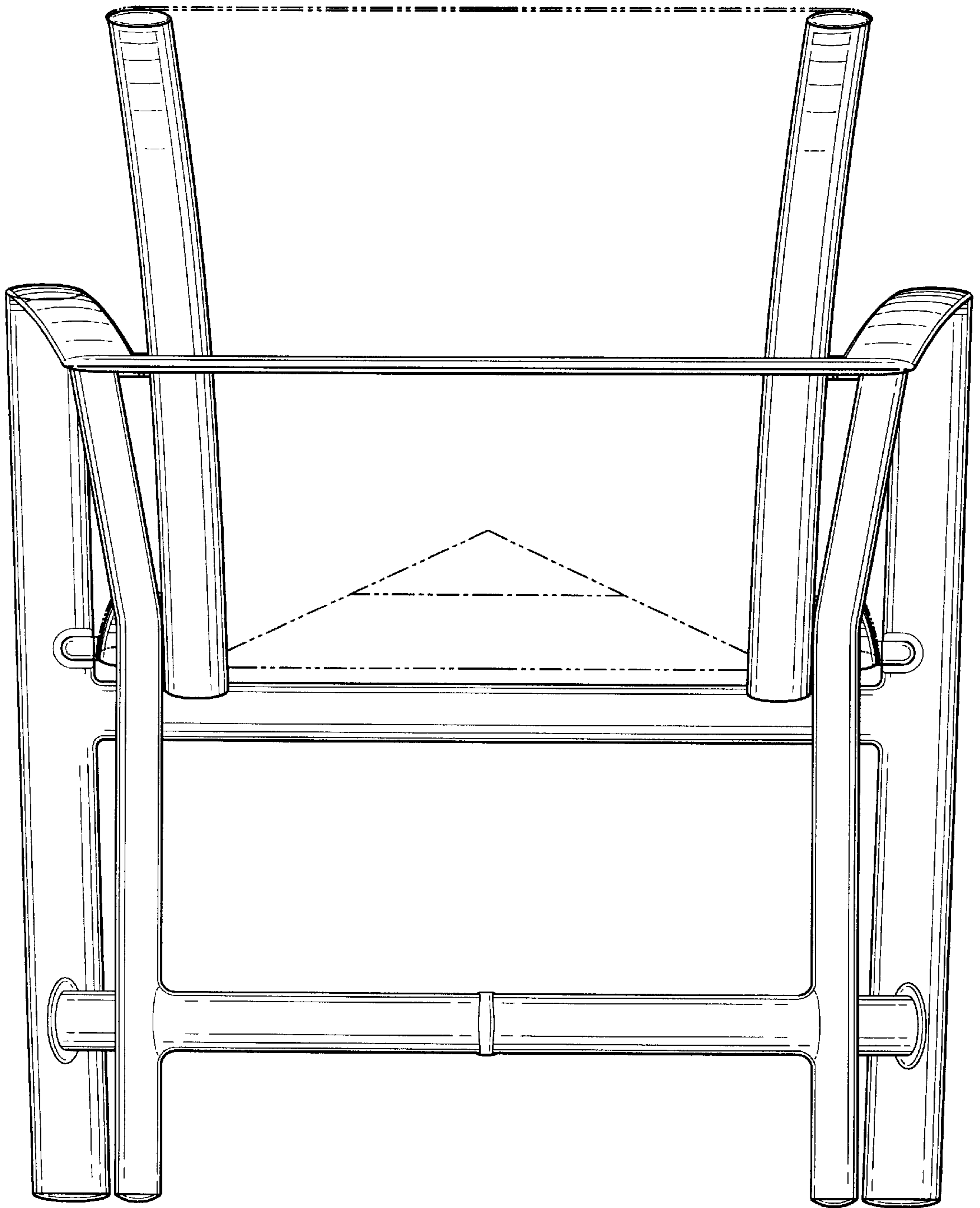
*FIG. 2*



*FIG. 3*



*FIG. 4*





*FIG. 5*

