



US00D411917S

United States Patent [19]

[11] **Patent Number: Des. 411,917**

Yates

[45] **Date of Patent: ** Jul. 13, 1999**

[54] **TRAY FOR SUPPORTING AND DISPENSING GOLF BALLS**

5,551,832 9/1996 Kelly 206/315.9 X
5,665,004 9/1997 Vlahovic 473/137
5,695,312 12/1997 Kelly 206/315.9 X

[76] Inventor: **Patrick D. Yates**, 21417 Brewer Rd.,
Grass Valley, Calif. 95949

Primary Examiner—Louis S. Zarfes
Assistant Examiner—Catherine R Oliver
Attorney, Agent, or Firm—Thomas R. Lampe

[**] Term: **14 Years**

[57] **CLAIM**

[21] Appl. No.: **29/085,558**

The ornamental design for tray for supporting and dispensing golf balls, as shown and described.

[22] Filed: **Mar. 25, 1998**

DESCRIPTION

[51] **LOC (6) Cl.** **03-01**

[52] **U.S. Cl.** **D3/254**

[58] **Field of Search** D3/254, 221, 304,
D3/257; D32/53.1; 206/315.9, 557; 224/919;
211/14; D25/53, 54; 52/107; 473/134, 139


FIG. 1 is a perspective view of tray for supporting and dispensing golf balls showing my new design;
FIG. 2 is a top plan view thereof;
FIG. 3 is a bottom plan view thereof;
FIG. 4 is a front elevation view thereof;
FIG. 5 is a rear elevation view thereof; and,
FIG. 6 is a right side elevation view thereof, the left side elevation view thereof being a mirror image.

[56] **References Cited**

U.S. PATENT DOCUMENTS

D. 240,755 7/1976 Clark et al. D25/53
D. 265,591 7/1982 Kearnes D25/54
D. 371,876 7/1996 Albert et al. D32/53.1

1 Claim, 2 Drawing Sheets



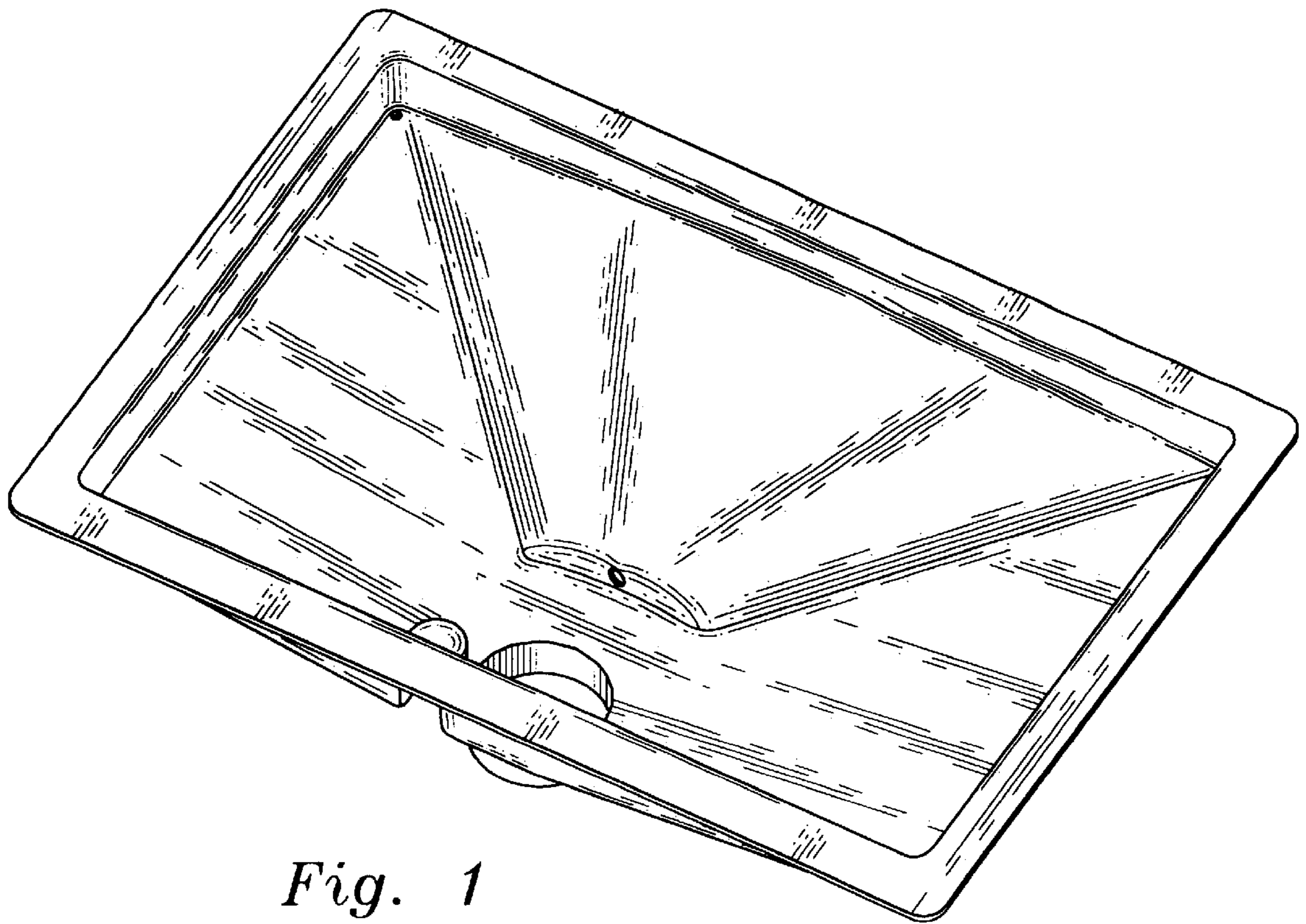


Fig. 1

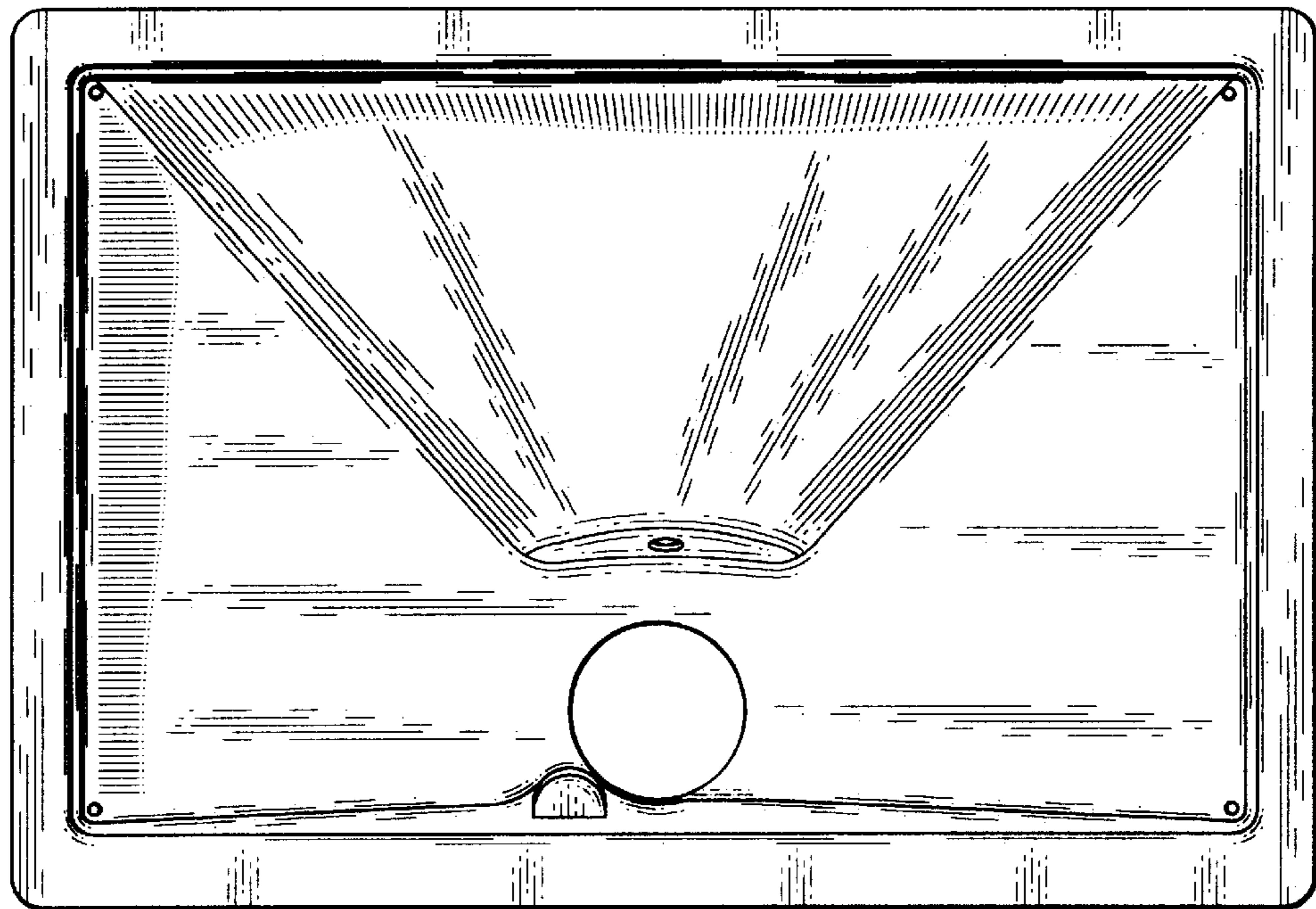


Fig. 2

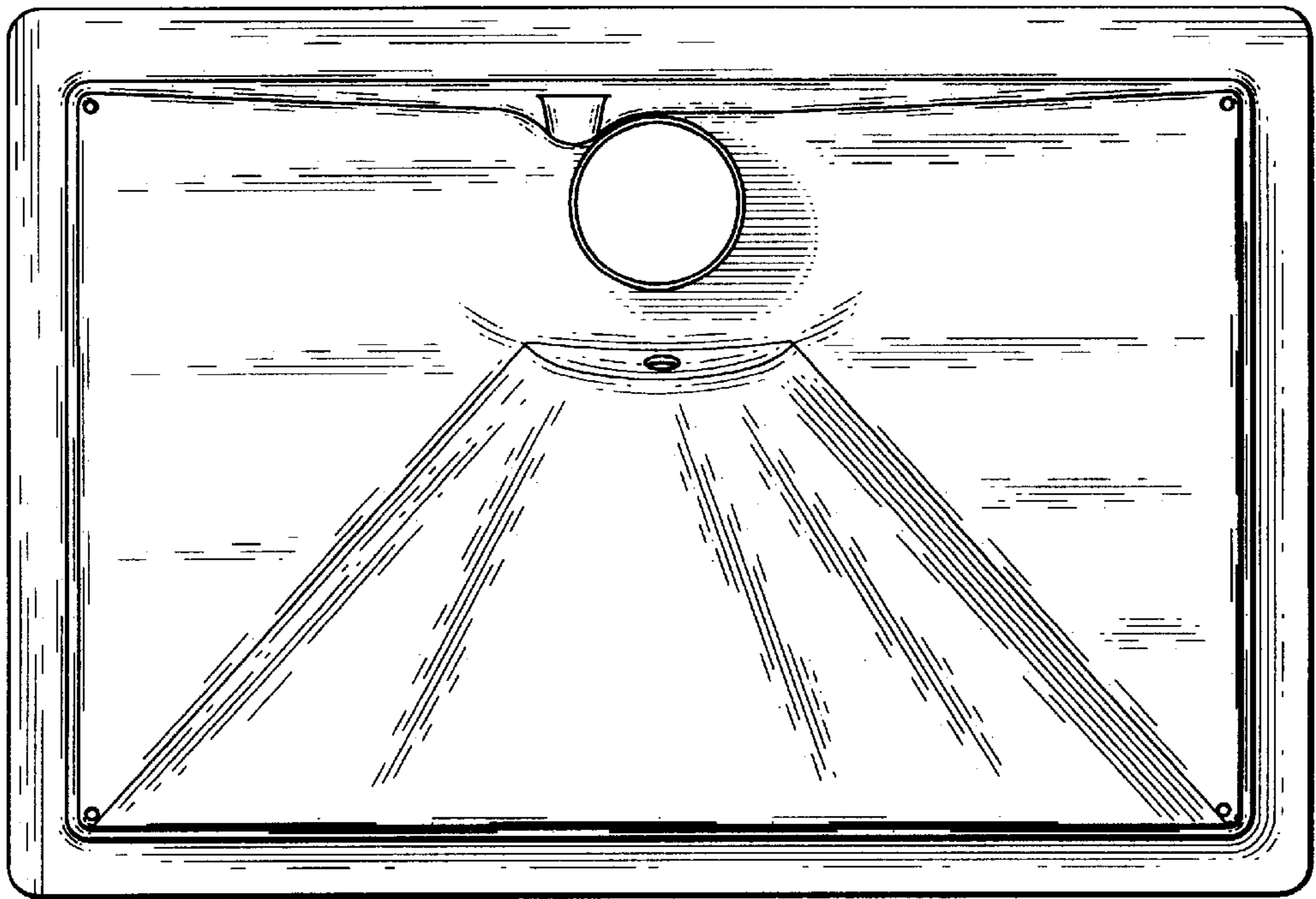


Fig. 3




Fig. 4

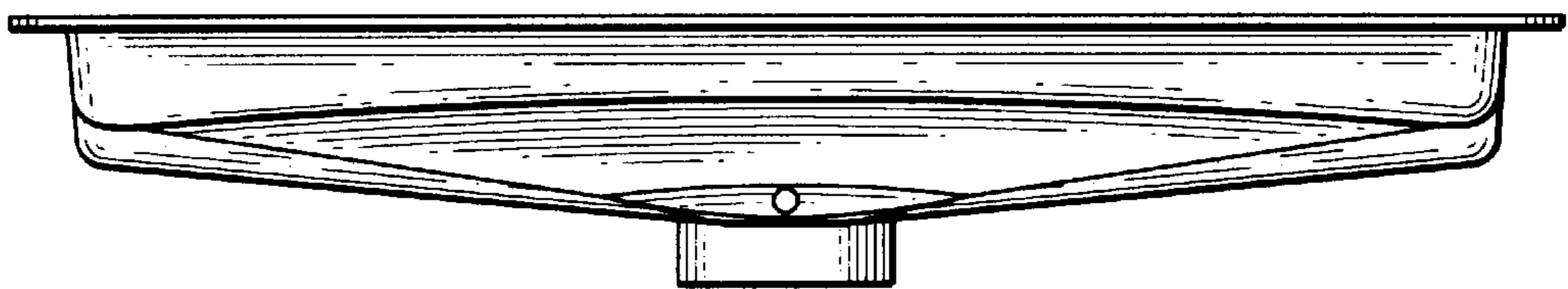


Fig. 5




Fig. 6