



US00D411909S

United States Patent [19]

[11] **Patent Number: Des. 411,909**

Lavertue et al.

[45] **Date of Patent: ** Jul. 13, 1999**

[54] **SHOE FLEXPLATE**

[75] Inventors: **Jacques Lavertue**, Rockford, Mich.;
Clark A. Matis, Charlotte, Vt.

[73] Assignee: **Wolverine World Wide, Inc.**,
Rockford, Mich.

[**] Term: **14 Years**

[21] Appl. No.: **29/091,966**

[22] Filed: **Aug. 10, 1998**

[51] **LOC (6) Cl.** **02-99**

[52] **U.S. Cl.** **D2/947; D2/972**

[58] **Field of Search** D2/896, 902, 907,
D2/910, 969, 972, 973, 904, 977, 947;
36/83, 113, 126-131, 45, 50.1

[56] **References Cited**

U.S. PATENT DOCUMENTS

D. 344,848	3/1994	Smith	D2/977
D. 386,590	11/1997	Cas	D2/947
D. 386,591	11/1997	Kuerbis	D2/947
D. 395,738	7/1998	Hatfield et al.	D2/947

OTHER PUBLICATIONS

Eastbay—selected pages.
 Reebok Adventure Series Spring 1999 Catalog—selected pages.
 REI 1998 Fall & Winter Adventures Catalog—selected pages.
 ACG Fall 1998 Catalog—selected pages.
 Technica Outdoors Collection 1999 Catalog—selected pages.

Hi-Tec Catalog—selected pages.
 Salomon X-Mountain 1999 Catalog—selected pages.
 Vasque 1999 Catalog—selected pages.
 Adidas 1st Quarter 1999 Catalog—selected pages.
 Boreal Catalog—selected pages.
 Alpina Catalog—selected pages.
 ACG Spring 1999 Catalog—selected pages.
 Road Runner Sports, Feb./Mar. 1997—selected pages.

Primary Examiner—Dominic Simone
Attorney, Agent, or Firm—Warner Norcross & Judd

[57] **CLAIM**

The ornamental design for shoe flexplate, as shown and described.

DESCRIPTION

FIG. 1 is a right side elevational view of the shoe flexplate embodying the new design, the remainder of the shoe being shown in broken lines for environmental purposes only;
 FIG. 2 is a left side elevational view thereof, the remainder of the shoe being shown in broken lines for environmental purposes only;
 FIG. 3 is a rear elevational view thereof, the remainder of the shoe being shown in broken lines for environmental purposes only;
 FIG. 4 is a top plan view thereof, the remainder of the shoe being shown in broken lines for environmental purposes only; and,
 FIG. 5 is a right perspective view thereof, the remainder of the shoe being shown in broken lines for environmental purposes only.

1 Claim, 5 Drawing Sheets



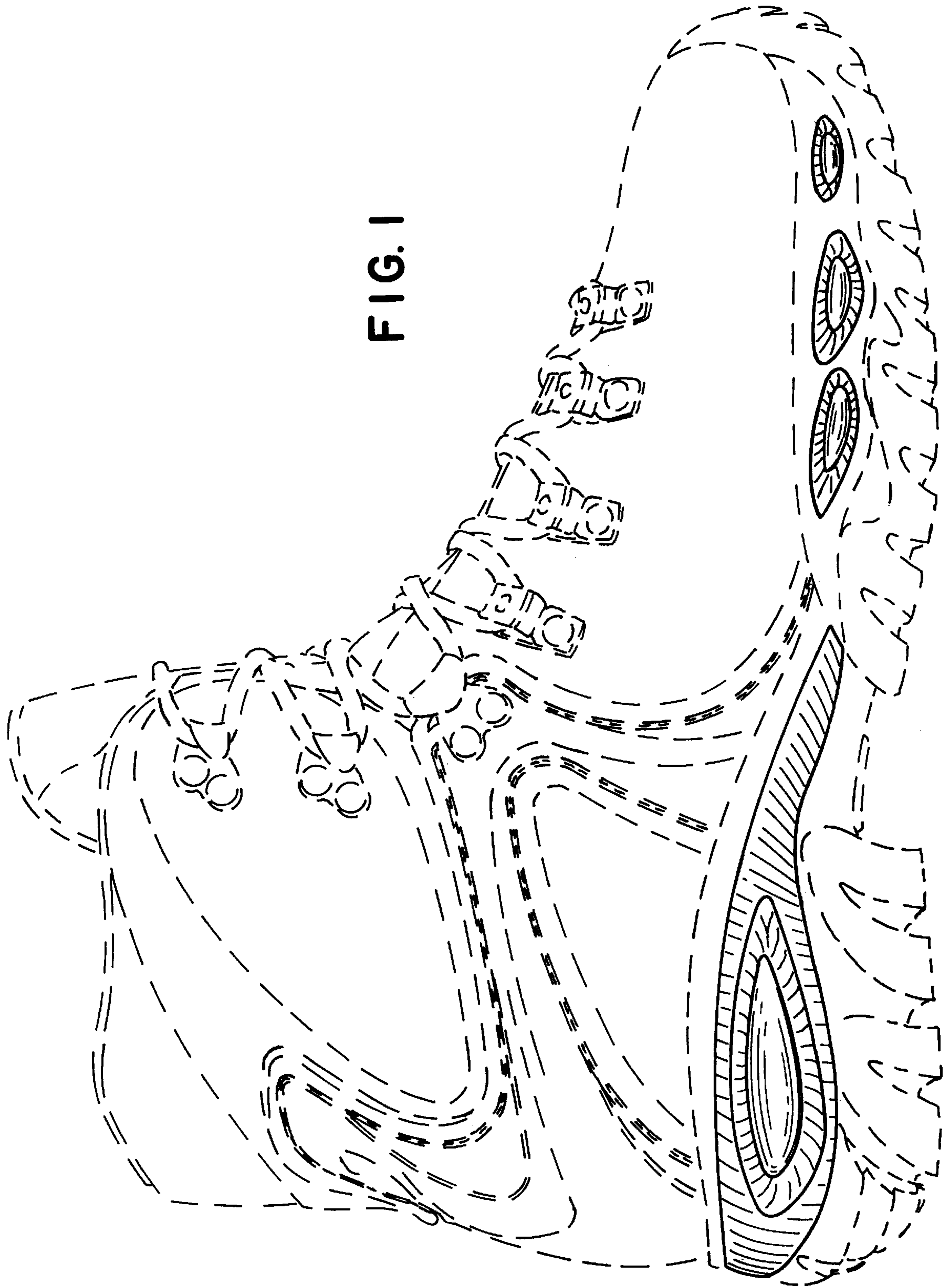


FIG. 1

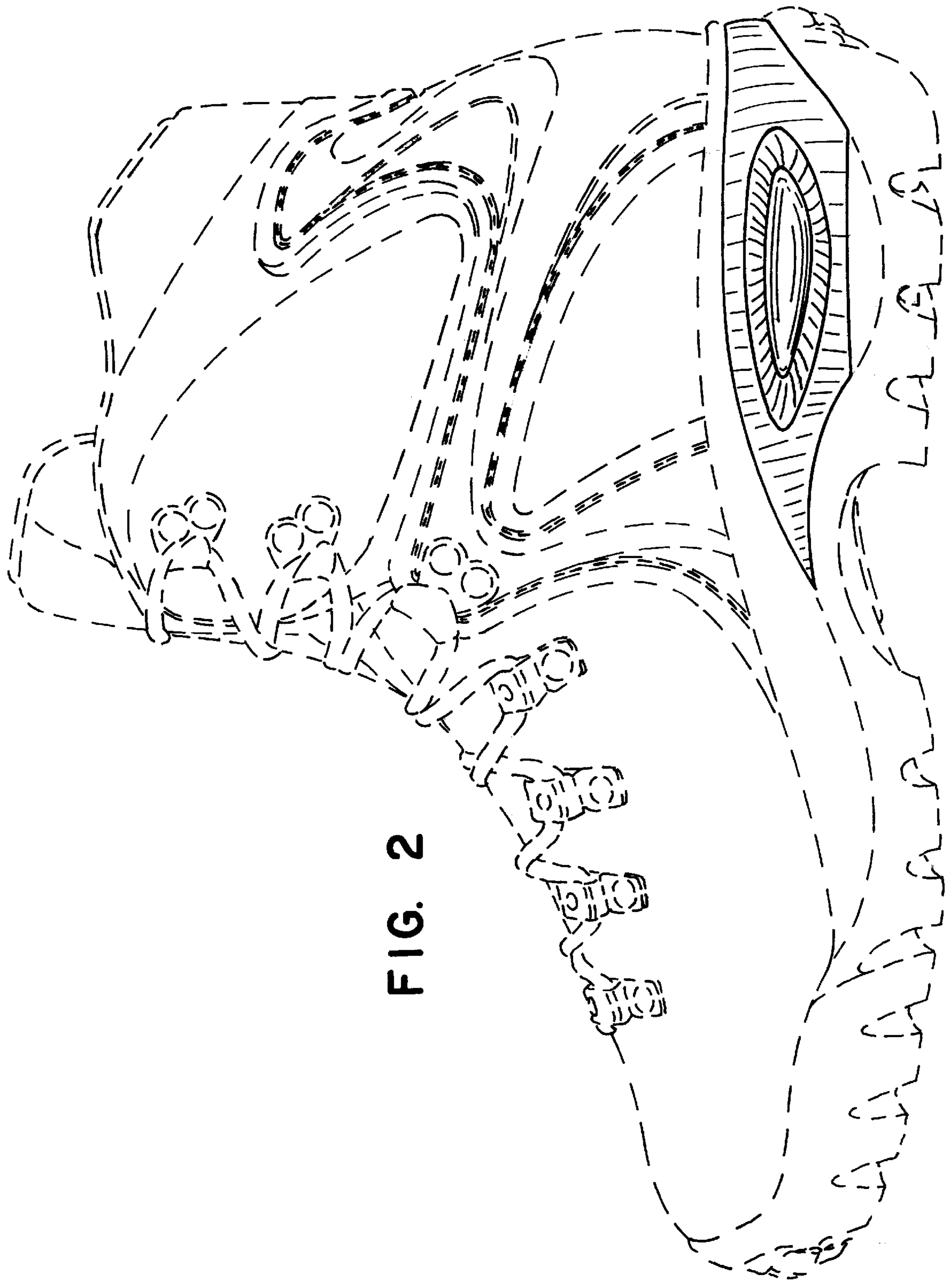


FIG. 2



FIG. 3

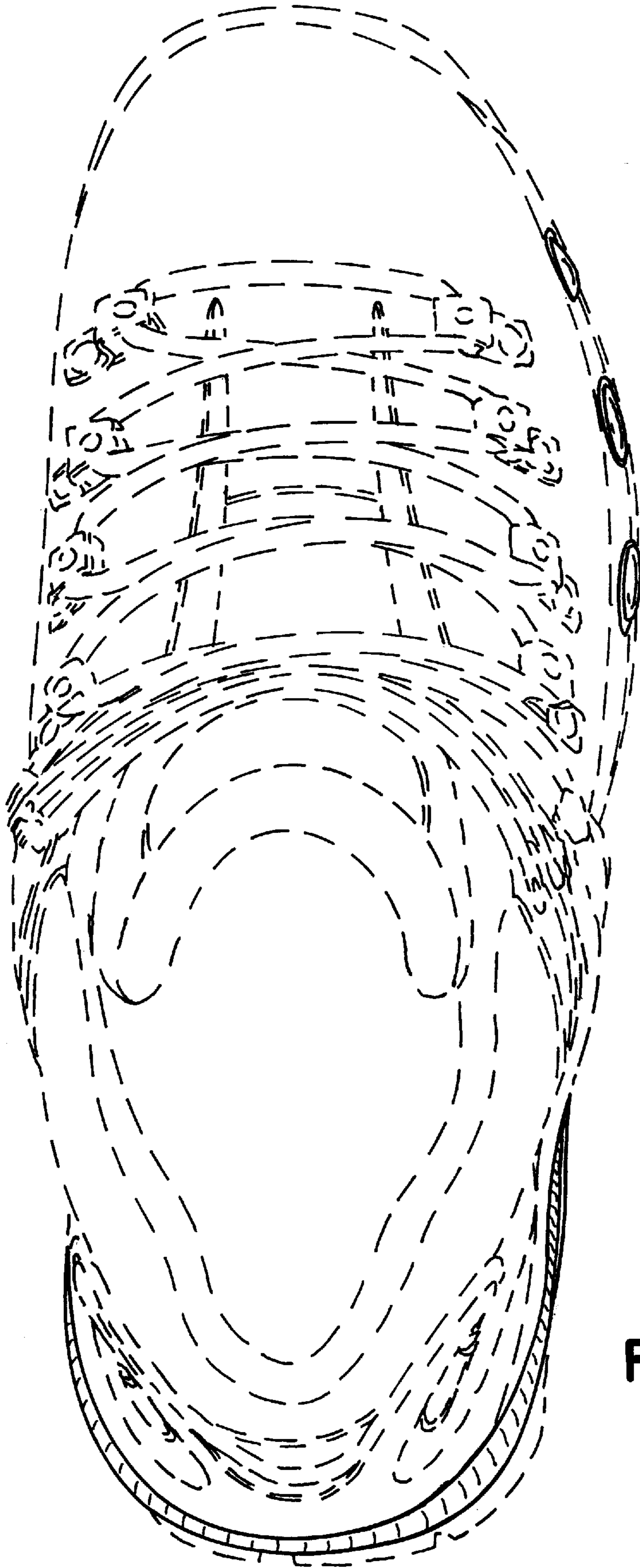


FIG. 4

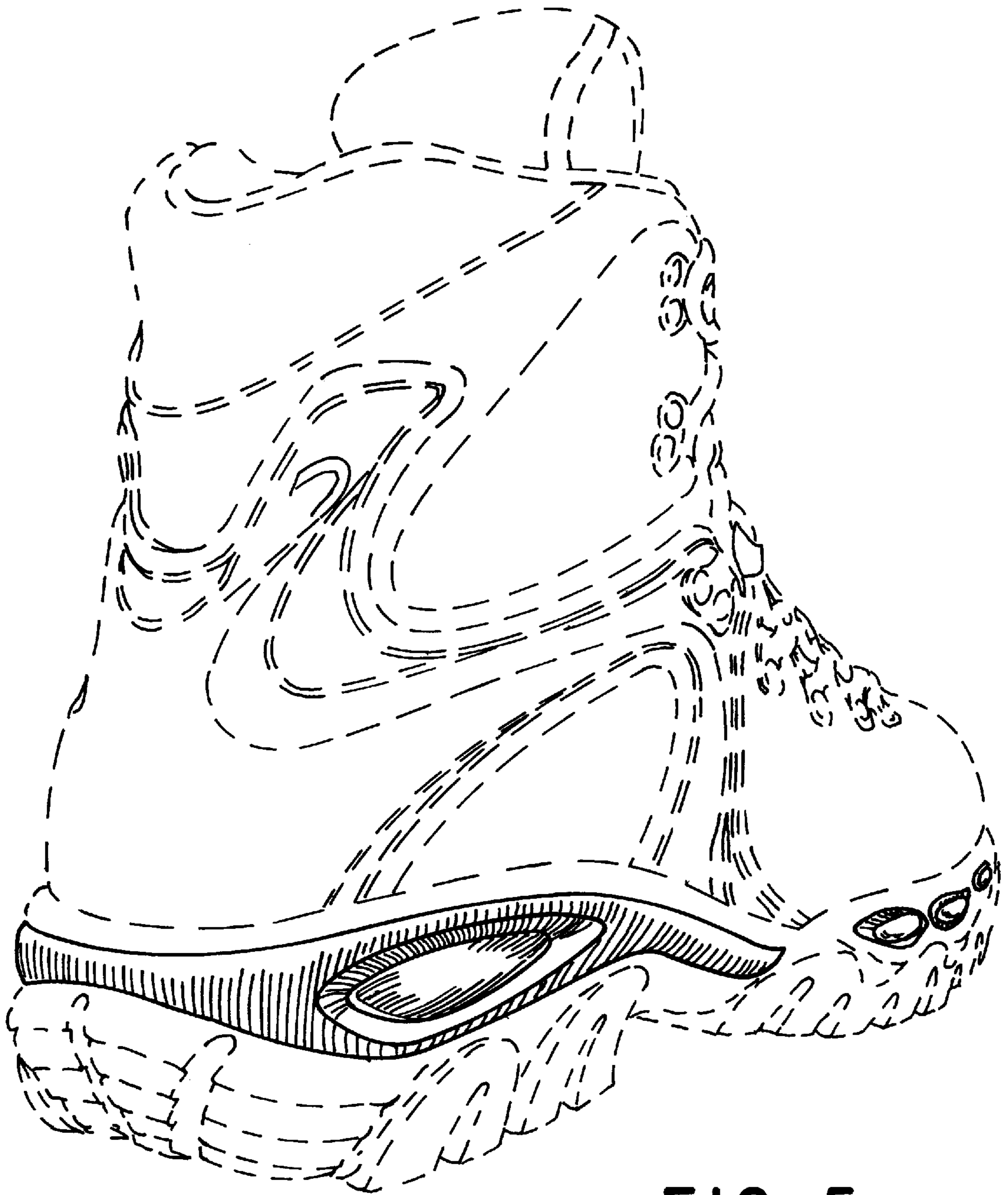


FIG. 5