



US00D411907S

United States Patent [19] Kling

[11] **Patent Number: Des. 411,907**
[45] **Date of Patent: ** Jul. 13, 1999**

[54] **MOTORCYCLE RIDING PANTS**

[76] **Inventor: Robert J. Kling, 3416 Woodford Rd., Cincinnati, Ohio 45213**

[**] **Term: 14 Years**

[21] **Appl. No.: 29/093,284**

[22] **Filed: Sep. 8, 1998**

[51] **LOC (6) Cl. 02-02**

[52] **U.S. Cl. D2/742; D2/739**

[58] **Field of Search D2/700, 712, 732, D2/733, 734, 738, 742; 2/78.3, 237, 403, 227**

[56] **References Cited**

U.S. PATENT DOCUMENTS

D. 130,166	10/1941	Bauer	D2/742
D. 245,817	9/1977	Smalley	D2/732
D. 281,636	12/1985	Cressy-Renoma	D2/742
D. 344,620	3/1994	Lavell	D2/742
D. 350,845	9/1994	Mahan	D2/742
D. 353,254	12/1994	Welch	D2/742

D. 373,892	9/1996	Landwehr	D2/742
D. 379,110	5/1997	Neustater et al.	D2/743
D. 381,490	7/1997	Torres	D2/742
D. 393,141	4/1998	Glycenfer	D2/742
932,990	8/1909	Madill et al.	2/227
2,663,876	12/1953	Miller et al.	2/227
5,038,408	8/1991	DeBaene	.	
5,634,215	6/1997	DeBaene	2/227

Primary Examiner—Celia Murphy
Attorney, Agent, or Firm—Charles R. Wilson

[57] **CLAIM**

The ornamental design for motorcycle riding pants, as shown and described.

DESCRIPTION

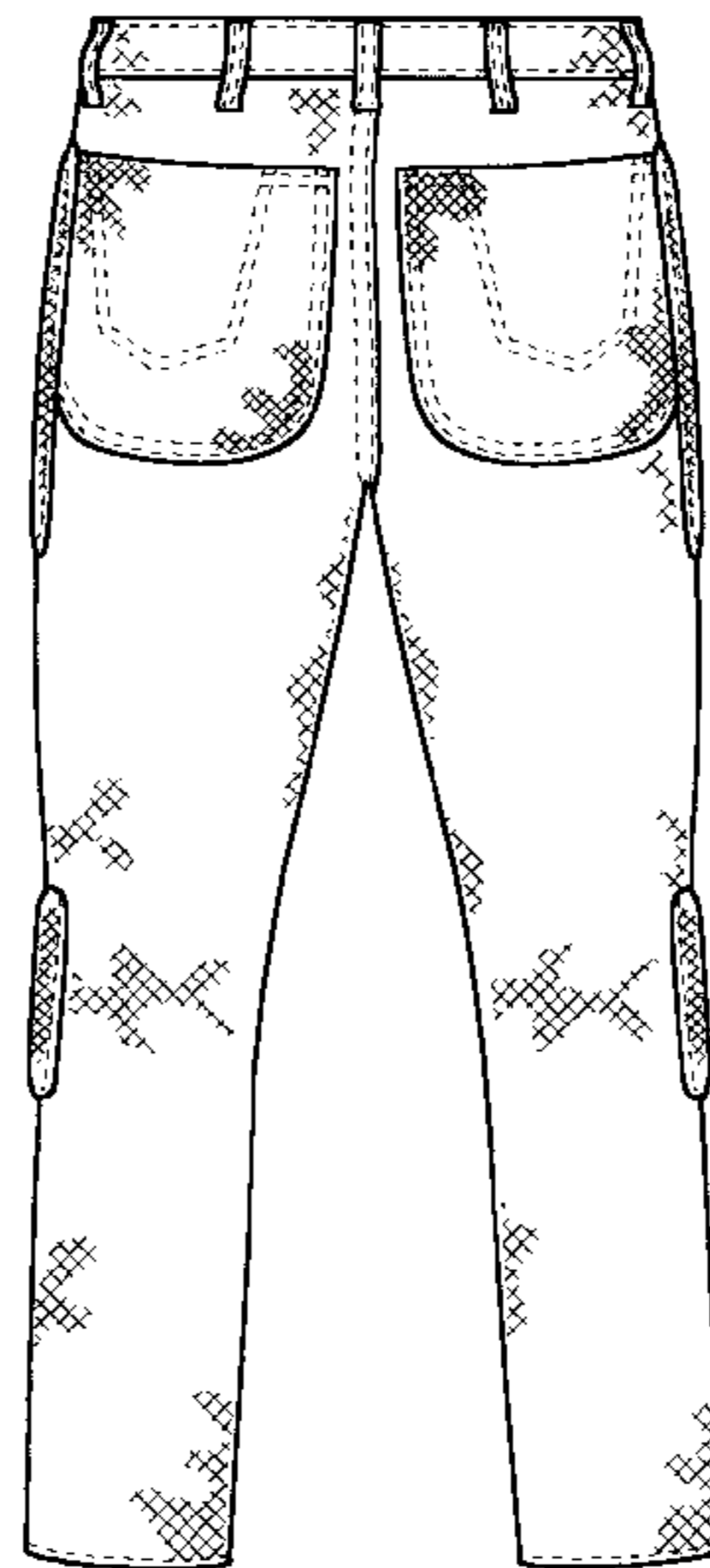
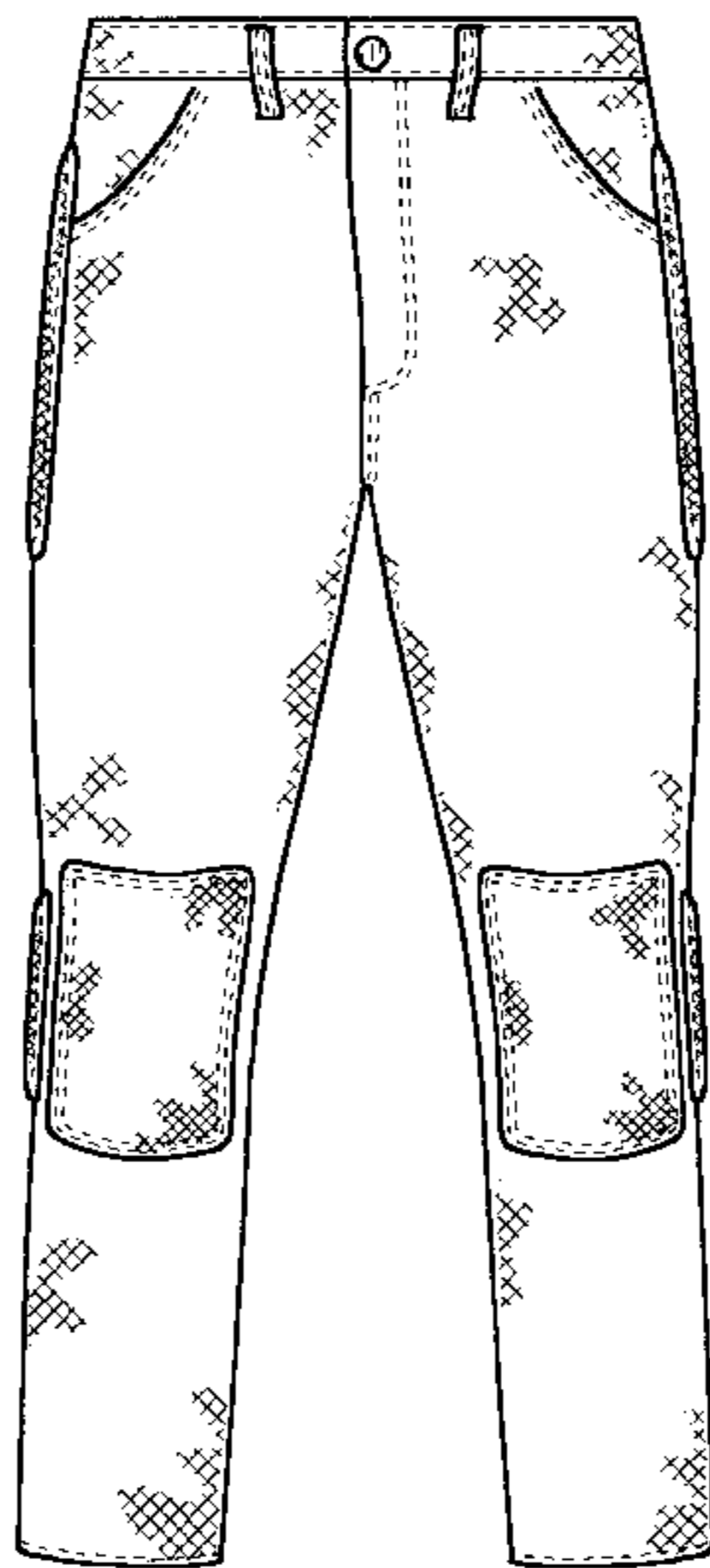
FIG. 1 is an elevational front view of motorcycle riding pants.

FIG. 2 is an elevational side view thereof, the view from the opposite side being a mirror image; and,

FIG. 3 is an elevational back view thereof.

The broken lines shown throughout the views are understood to represent stitching.

1 Claim, 1 Drawing Sheet



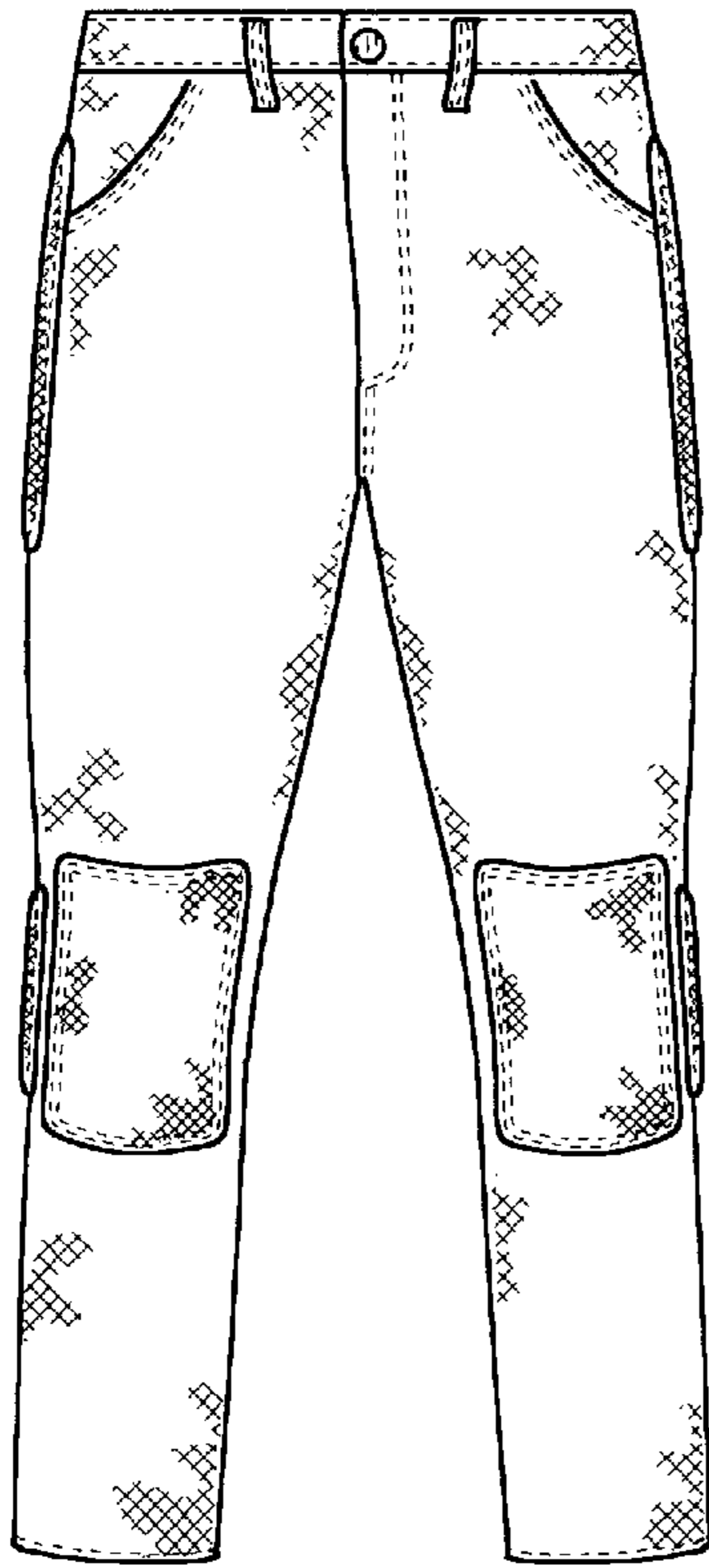


FIG. 1

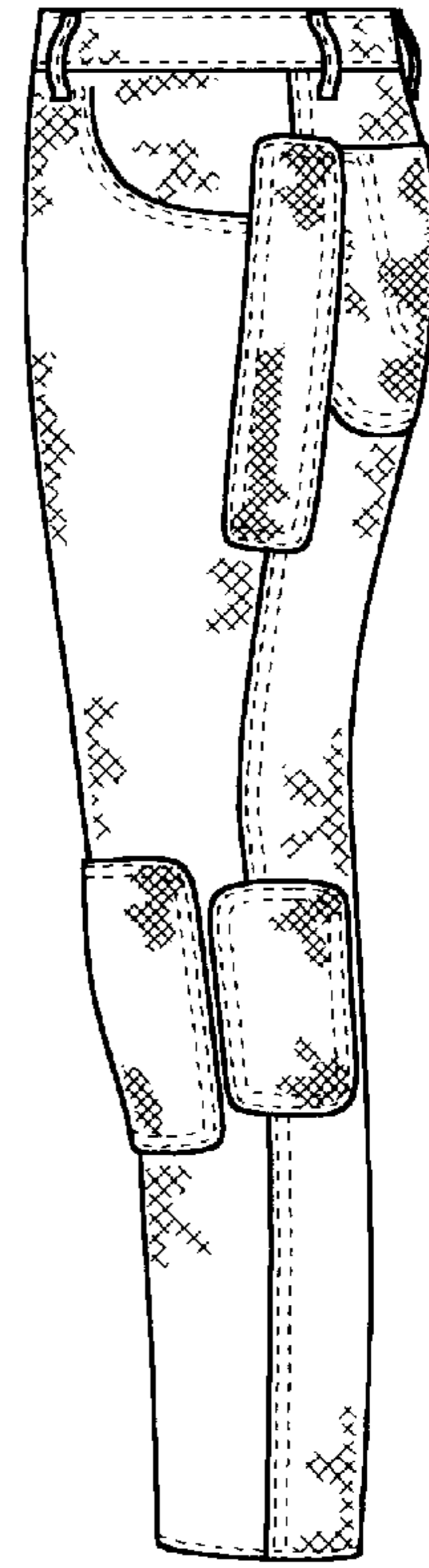


FIG. 2

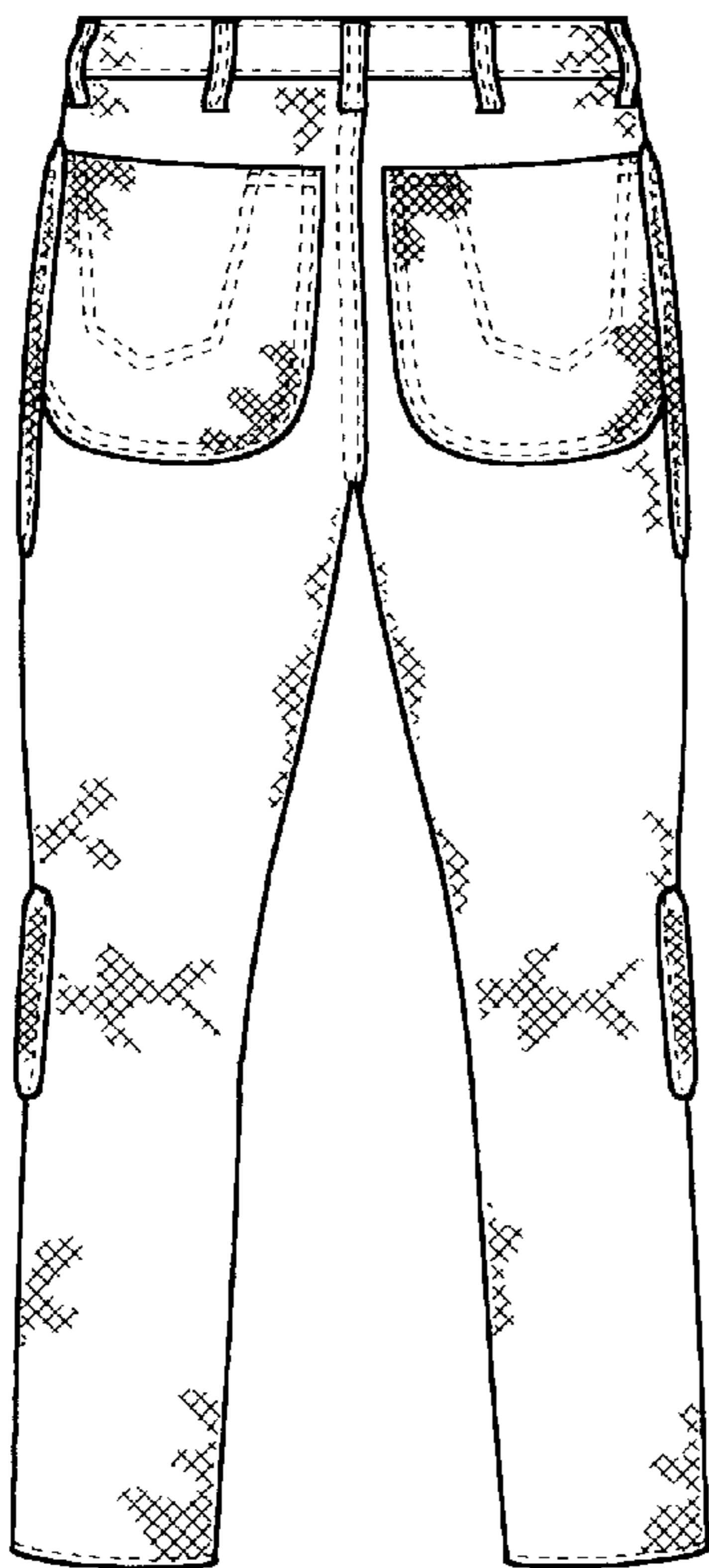


FIG. 3