



US00D411897S

United States Patent [19] Shih

[11] **Patent Number: Des. 411,897**
[45] **Date of Patent: ** *Jul. 6, 1999**

[54] **LAMP BASE**

D. 109,219 4/1938 Kelly D26/149
D. 212,714 11/1968 Morgan D8/352

[76] Inventor: **Ching Chung Shih**, No. 171-12, Lane
168, Chang Lu Road, Chang Hua,
Taiwan

OTHER PUBLICATIONS

Taiwan Lighting, p. 84, decorative ring, Aug. 1996.
Taiwan Lighting, p. 321, lighting fixture parts, 01 and 02,
Nov. 1996.

[*] Notice: This patent is subject to a terminal dis-
claimer.

Primary Examiner—Susan J. Lucas

[**] Term: **14 Years**

[57] CLAIM

[21] Appl. No.: **29/083,181**

The ornamental design for a lamp base, as shown and
described.

[22] Filed: **Feb. 2, 1998**

DESCRIPTION

[51] **LOC (6) Cl.** **26-99**

FIG. 1 is a perspective view of a lamp base showing my new
design;

[52] **U.S. Cl.** **D26/142**

FIG. 2 is a front elevational view thereof, the opposite end
and the right side and the left side being identical in
appearance;

[58] **Field of Search** D26/87, 92, 14.2,
D26/145, 155, 149, 140, 152; 362/147,
432, 404; D8/350, 352

FIG. 3 is a top plan view thereof; and,

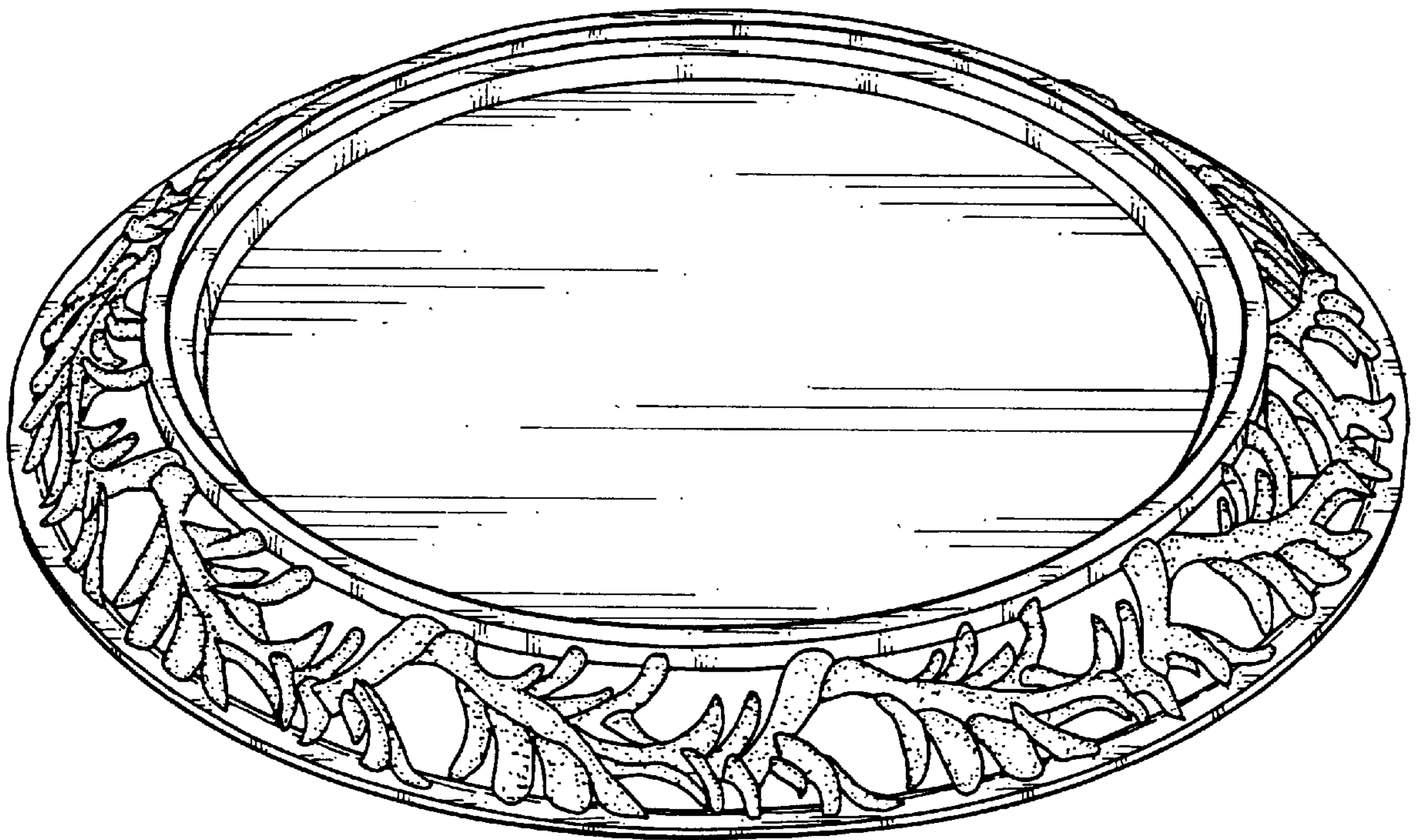
FIG. 4 is a bottom plan view thereof.

[56] References Cited

U.S. PATENT DOCUMENTS

D. 66,046 11/1924 Simon D26/149

1 Claim, 3 Drawing Sheets



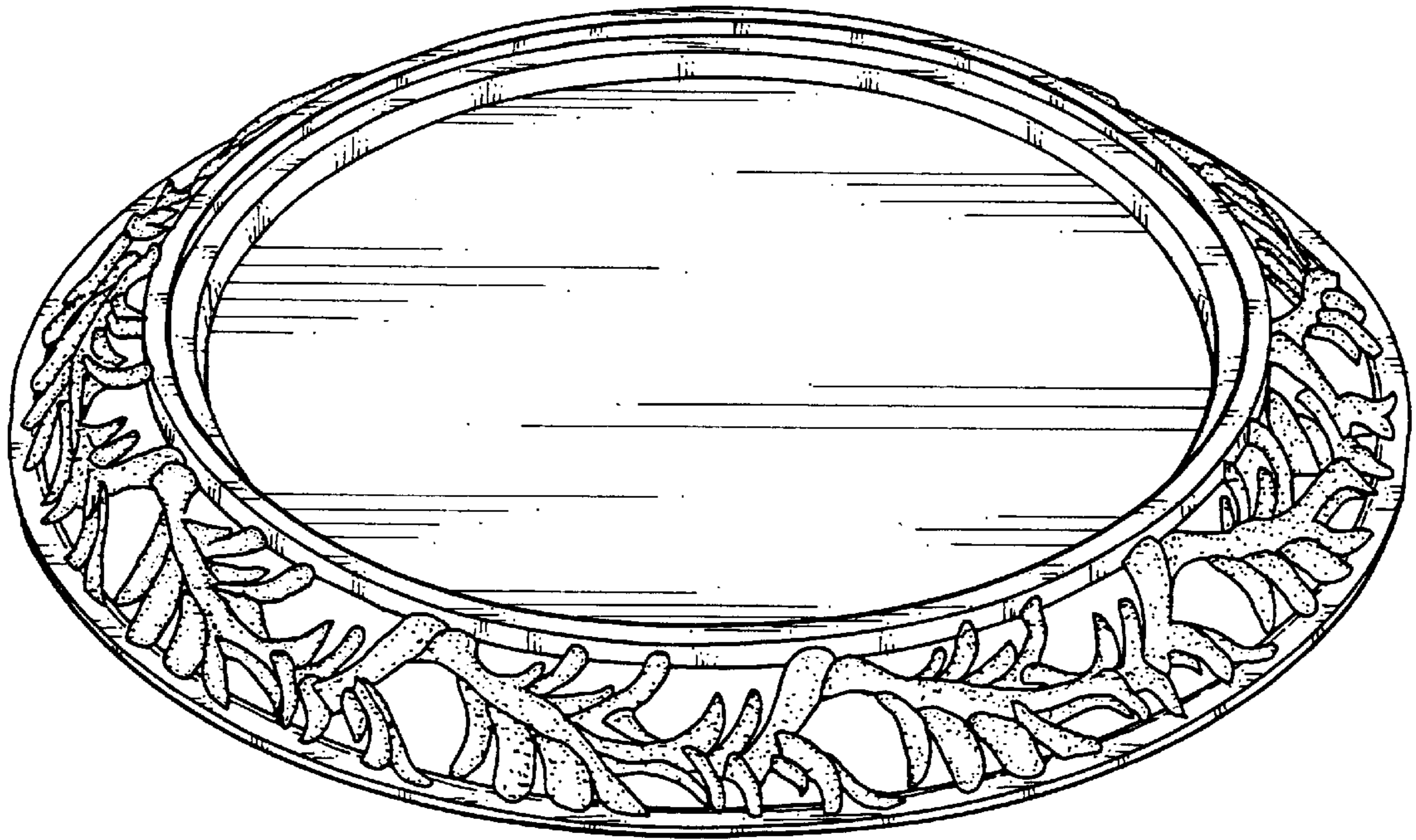


FIG. 1

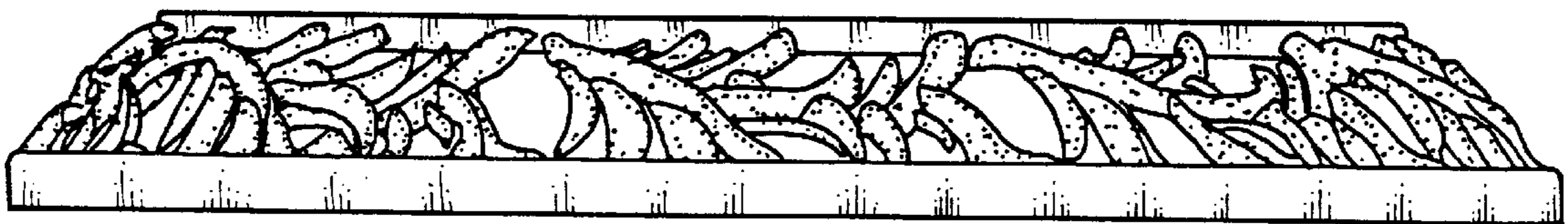


FIG. 2




FIG. 3




FIG. 4