



US00D411813S

# United States Patent [19] Visser

[11] **Patent Number: Des. 411,813**  
[45] **Date of Patent: \*\* Jul. 6, 1999**

[54] **JEWELRY CHAIN**

[75] **Inventor: Marianne Lorraine Visser,**  
Amsterdam, Netherlands

[73] **Assignee: Home & Nature Inc.,** St. Cloud, Fla.

[\*\*] **Term: 14 Years**

[21] **Appl. No.: 29/103,964**

[22] **Filed: Apr. 29, 1999**

[51] **LOC (6) Cl. .... 11-01**

[52] **U.S. Cl. .... D11/13**

[58] **Field of Search ..... D11/1-33; 63/3-8;**  
29/896.1, 896.411; 59/79.1, 79.2, 81, 83;  
245/5

[56] **References Cited**

**U.S. PATENT DOCUMENTS**

21,426	3/1858	Rickert .....	D11/13
149,823	4/1874	Baker et al. .	
149,824	4/1874	Baker et al. .	
149,825	4/1874	Baker et al. .	
D. 203,859	2/1966	Anderson .	
239,361	3/1881	Bissinger .	
240,206	4/1881	Vester et al. .	
D. 301,699	6/1989	Markovits .	
D. 333,107	2/1993	Nakagawa .	
D. 335,470	5/1993	Gradi .	
D. 394,020	5/1998	Cerato .	
482,229	9/1892	Cremonesi .	
690,590	1/1902	Kun .....	D11/19
788,221	4/1905	Richardson .	
904,846	11/1908	Costello .....	D11/13
973,601	10/1910	Widenmeyer .	
1,607,808	11/1926	Anthony .	

1,807,440	5/1931	Schraysshuen et al. .
2,218,559	10/1940	Stephens .
2,231,485	2/1941	Straight et al. .
2,425,456	8/1947	Goldblatt .
3,066,897	12/1962	Richardson .
3,540,109	11/1970	Marthaler .
3,614,876	10/1971	Lenfant .
3,798,729	3/1974	Tanaka .
4,733,544	3/1988	Londaro .
5,285,658	2/1994	Altman et al. .
5,444,903	8/1995	Wachler .

*Primary Examiner*—Ralf Seifert  
*Attorney, Agent, or Firm*—Schweitzer Cornman Gross & Bondell LLP


[57] **CLAIM**

The ornamental design for a jewelry chain, as shown and describe.


**DESCRIPTION**

FIG. 1 is a top plan view of a sectional length of a jewelry chain according to the invention shown in a non-fastened, non-use position; the bottom plan view being a mirror image;  
FIG. 2 is a bottom plan view thereof;  
FIG. 3 is a front side edge elevational view thereof;  
FIG. 4 is a rear side edge elevation view thereof;  
FIG. 5 is a first end elevation view thereof, the opposite end view being a mirror image thereof;  
FIG. 6 is a perspective view thereof taken from the side and slightly above; and FIG,  
FIG. 7 is a perspective view taken from the side and slightly above of a sectional length of the jewelry chain shown in a fastened, use position.

**1 Claim, 7 Drawing Sheets**









*FIG. 1*






***FIG. 2***




*FIG. 3*






*FIG. 4*






*FIG. 5*





*FIG. 6*



*FIG. 7*