



US00D411812S

**United States Patent** [19]  
**Visser**

[11] **Patent Number: Des. 411,812**  
[45] **Date of Patent: \*\* Jul. 6, 1999**

[54] **JEWELRY CHAIN**  
[75] Inventor: **Marianne Lorraine Visser**,  
Amsterdam, Netherlands  
[73] Assignee: **Home & Nature Inc.**, St. Cloud, Fla.  
[\*\*] Term: **14 Years**  
[21] Appl. No.: **29/103,962**  
[22] Filed: **Apr. 29, 1999**  
[51] **LOC (6) Cl.** ..... **11-01**  
[52] **U.S. Cl.** ..... **D11/13**  
[58] **Field of Search** ..... D11/1-33; 63/3-8;  
29/896.1, 896.411; 59/79.1, 79.2, 81, 83;  
245/5

904,846 11/1908 Costello ..... D11/13  
973,601 10/1910 Widenmeyer .  
1,607,808 11/1926 Anthony .  
1,807,440 5/1931 Schraysshuen et al. .  
2,218,559 10/1940 Stephens .  
2,231,485 2/1941 Straight et al. .  
2,425,465 8/1947 Goldblatt .  
3,066,897 12/1962 Richardson .  
3,540,109 11/1970 Marthaler .  
3,614,876 10/1971 Lenfant .  
3,798,729 3/1974 Tanaka .  
4,733,544 3/1988 Londaro .  
5,285,658 2/1994 Altman et al. .  
5,444,903 8/1995 Wachler .


*Primary Examiner*—Ralf Seifert  
*Attorney, Agent, or Firm*—Schweitzer Cornman Gross &  
Bondell LLP


[56] **References Cited**  
**U.S. PATENT DOCUMENTS**  
D. 21,426 3/1892 Rickert ..... D11/13  
149,823 4/1874 Baker et al. .  
149,824 4/1874 Baker et al. .  
149,825 4/1874 Baker et al. .  
D. 203,859 2/1966 Anderson .  
239,361 3/1881 Bissinger .  
240,206 4/1881 Vester et al. .  
D. 301,699 6/1989 Markovits .  
D. 333,107 2/1993 Nakagawa ..... D11/13  
D. 335,470 5/1993 Gradi .  
D. 394,020 5/1998 Cerato .  
482,229 9/1892 Cremonesi .  
690,590 1/1902 Kun ..... D11/19  
788,221 4/1905 Richardson .

[57] **CLAIM**  
The ornamental design for a jewelry chain, as shown and described.


**DESCRIPTION**  
FIG. 1 is a top plan view of a sectional length of a jewelry chain according to the invention shown in a non-fastened, non-use position, the bottom plan view being a mirror image;  
FIG. 2 is a first edge elevation view thereof, the opposite side edge view being a mirror image; and,  
FIG. 3 is a top perspective view of a sectional length of the jewelry chain shown in a fastened, use configuration.

**1 Claim, 3 Drawing Sheets**






*FIG. 1*



*FIG. 2*



*FIG. 3*